



US00D948111S

(12) **United States Design Patent** (10) **Patent No.:** **US D948,111 S**  
**Benhalima** (45) **Date of Patent:** **\*\* Apr. 5, 2022**

(54) **ELECTRONIC CIGARETTE**  
(71) Applicant: **V.F.P. FRANCE**, Mitry-Mory (FR)  
(72) Inventor: **Samy Benhalima**, Paris (FR)  
(73) Assignee: **VFP FRANCE**, Mitry-Mory (FR)  
(\*\*) Term: **15 Years**  
(21) Appl. No.: **29/753,605**  
(22) Filed: **Oct. 1, 2020**  
(51) **LOC (13) Cl.** ..... **27-02**  
(52) **U.S. Cl.**  
USPC ..... **D27/162**  
(58) **Field of Classification Search**  
USPC ..... D27/162, 100, 103, 163–165, 167, 169,  
D27/172, 183, 185–194; D23/360, 366;  
D24/110, 110.5  
CPC .... A24F 47/008; A24F 47/006; A24F 47/002;  
A61M 15/00; A61M 15/06  
See application file for complete search history.

(56) **References Cited**  
U.S. PATENT DOCUMENTS  
D720,497 S \* 12/2014 Alima ..... D27/101  
D758,651 S \* 6/2016 Wu ..... D27/101  
D799,112 S \* 10/2017 Qiu ..... D27/101  
D799,113 S \* 10/2017 Qiu ..... D27/101  
D815,341 S \* 4/2018 Qiu ..... D27/101  
D818,636 S \* 5/2018 Qiu ..... D27/101

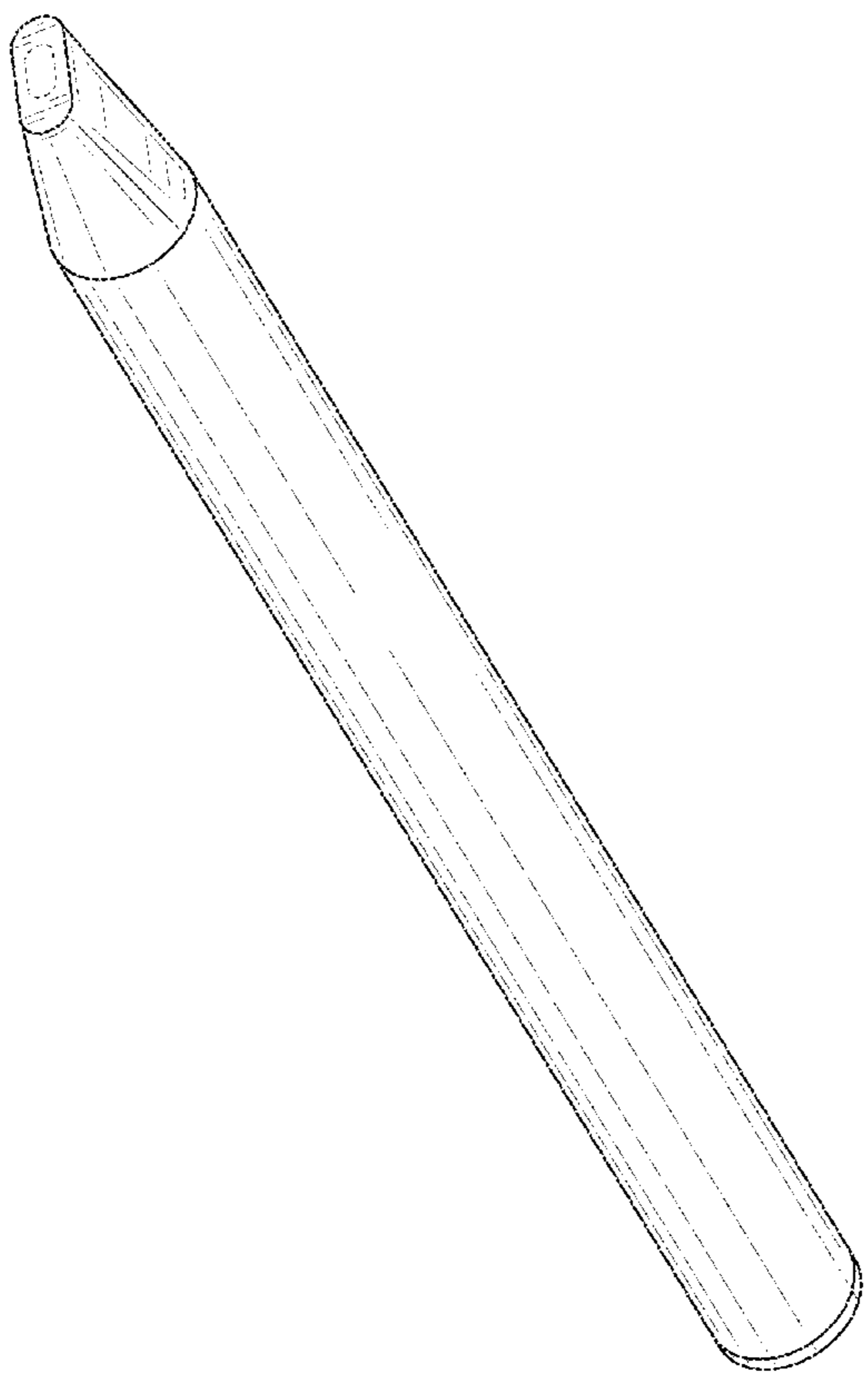
D825,099 S \* 8/2018 Wright ..... D27/101  
D829,980 S \* 10/2018 Qiu ..... D27/162  
D832,500 S \* 10/2018 Qiu ..... D27/162  
D834,246 S \* 11/2018 Qiu ..... D27/162  
D837,446 S \* 1/2019 Durand ..... D27/101  
D855,251 S \* 7/2019 Qiu ..... D27/162  
D928,399 S \* 8/2021 Chen ..... D27/162  
D929,652 S \* 8/2021 He ..... D27/162  
2019/0208825 A1 \* 7/2019 Qiu ..... A24F 40/485

\* cited by examiner  
*Primary Examiner* — Marissa J Cash  
*Assistant Examiner* — Rebecca Tsehaye  
(74) *Attorney, Agent, or Firm* — Oliff PLC

(57) **CLAIM**  
The ornamental design for an electronic cigarette, as shown and described.

**DESCRIPTION**  
FIG. 1 is a front, right-side, top perspective view of the electronic cigarette, showing the new design;  
FIG. 2 is a front elevational view thereof, the rear elevational view (not provided) being identical thereto;  
FIG. 3 is a left-side elevational view thereof, the right-side elevational view (not provided) being identical thereto;  
FIG. 4 is a top plan view thereof;  
FIG. 5 is a bottom plan view thereof; and,  
FIG. 6 is a bottom, right-side perspective view thereof.  
The broken lines depict parts of the electronic cigarette that form no part of the claimed design.

**1 Claim, 5 Drawing Sheets**



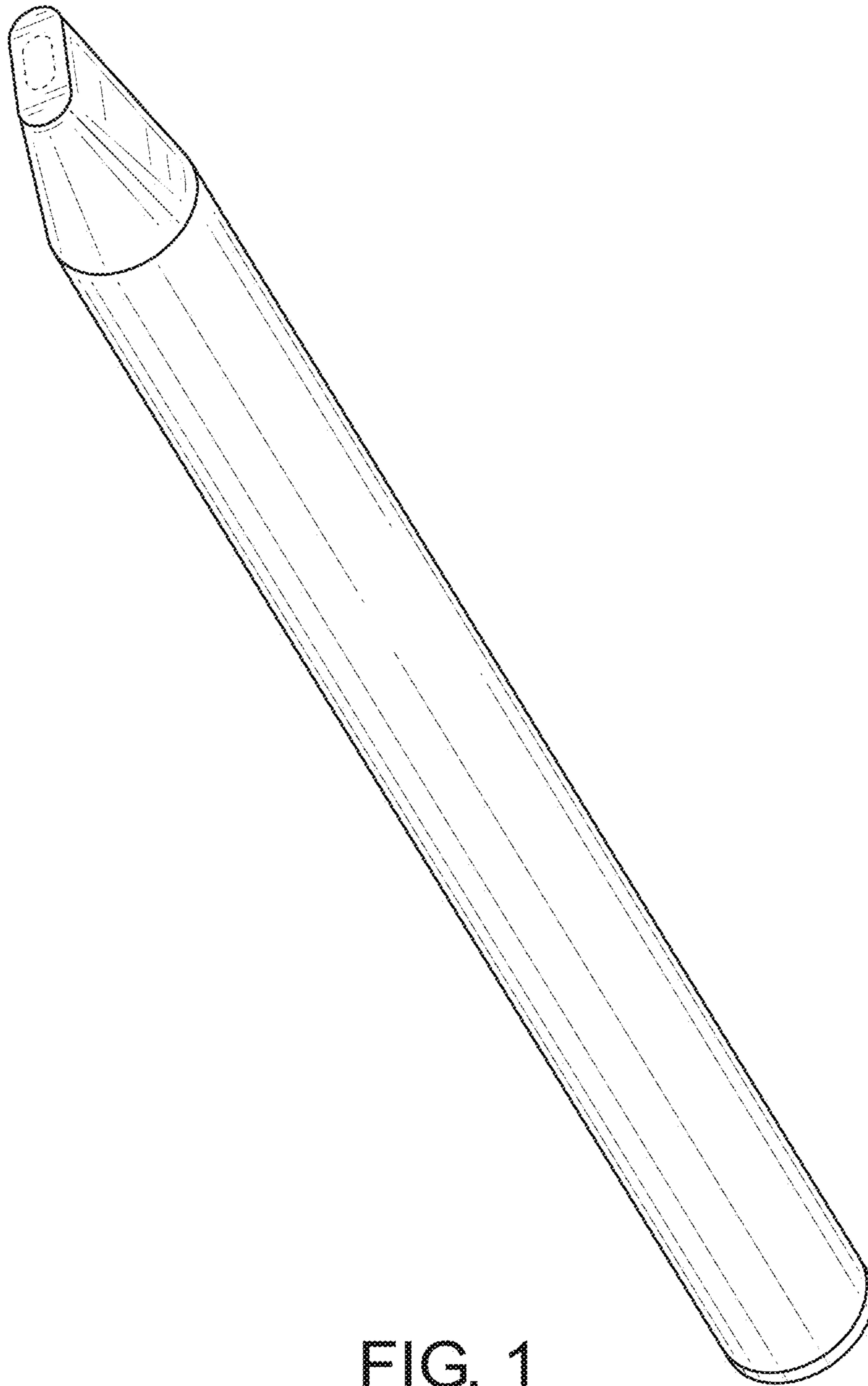


FIG. 1

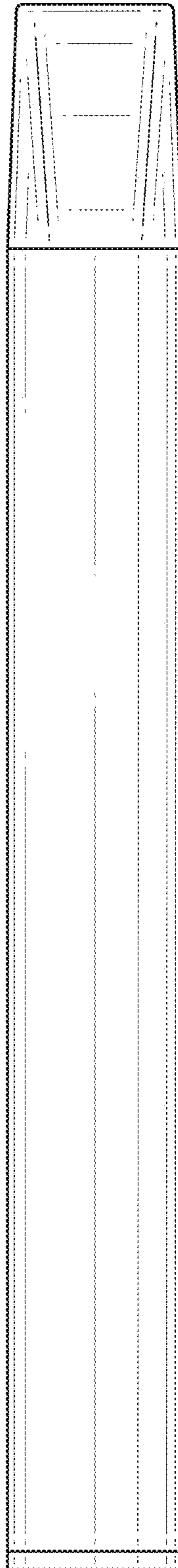


FIG. 2

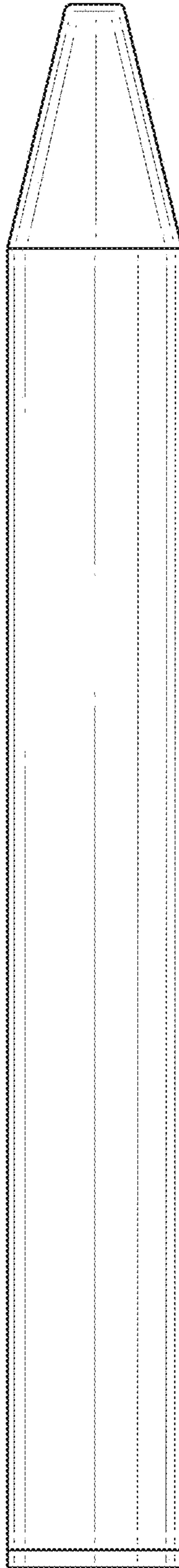


FIG. 3

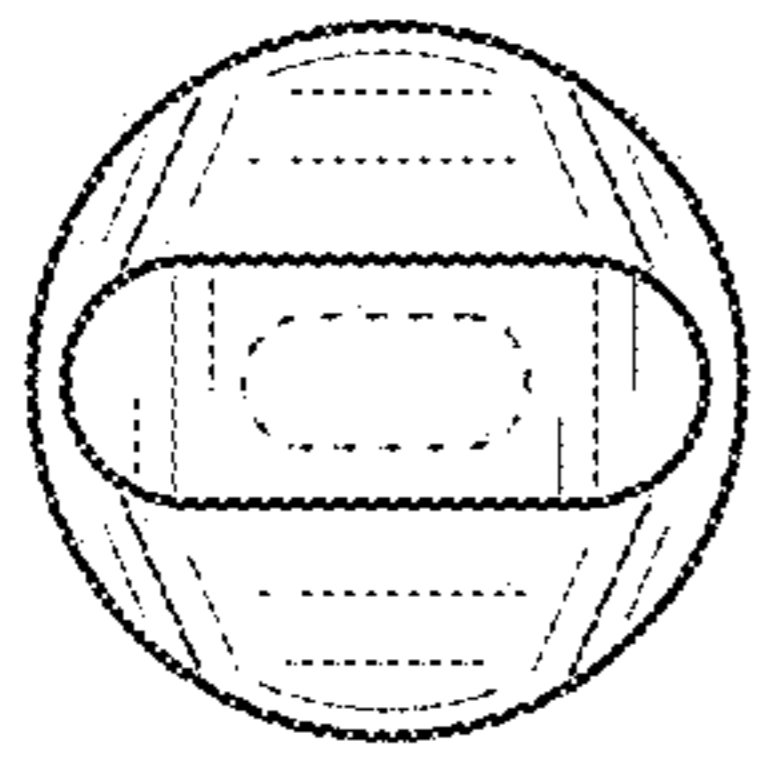


FIG. 4

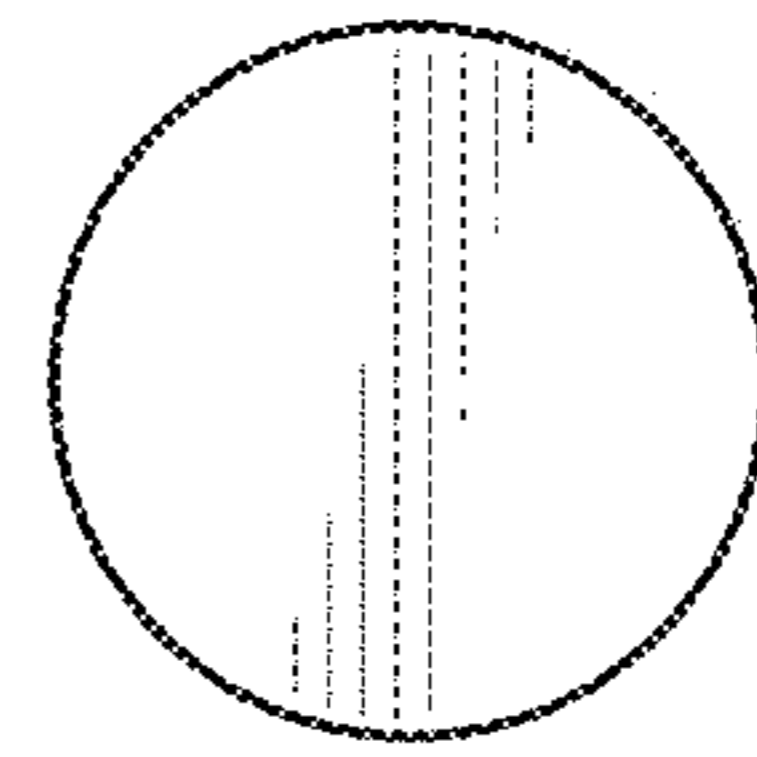


FIG. 5

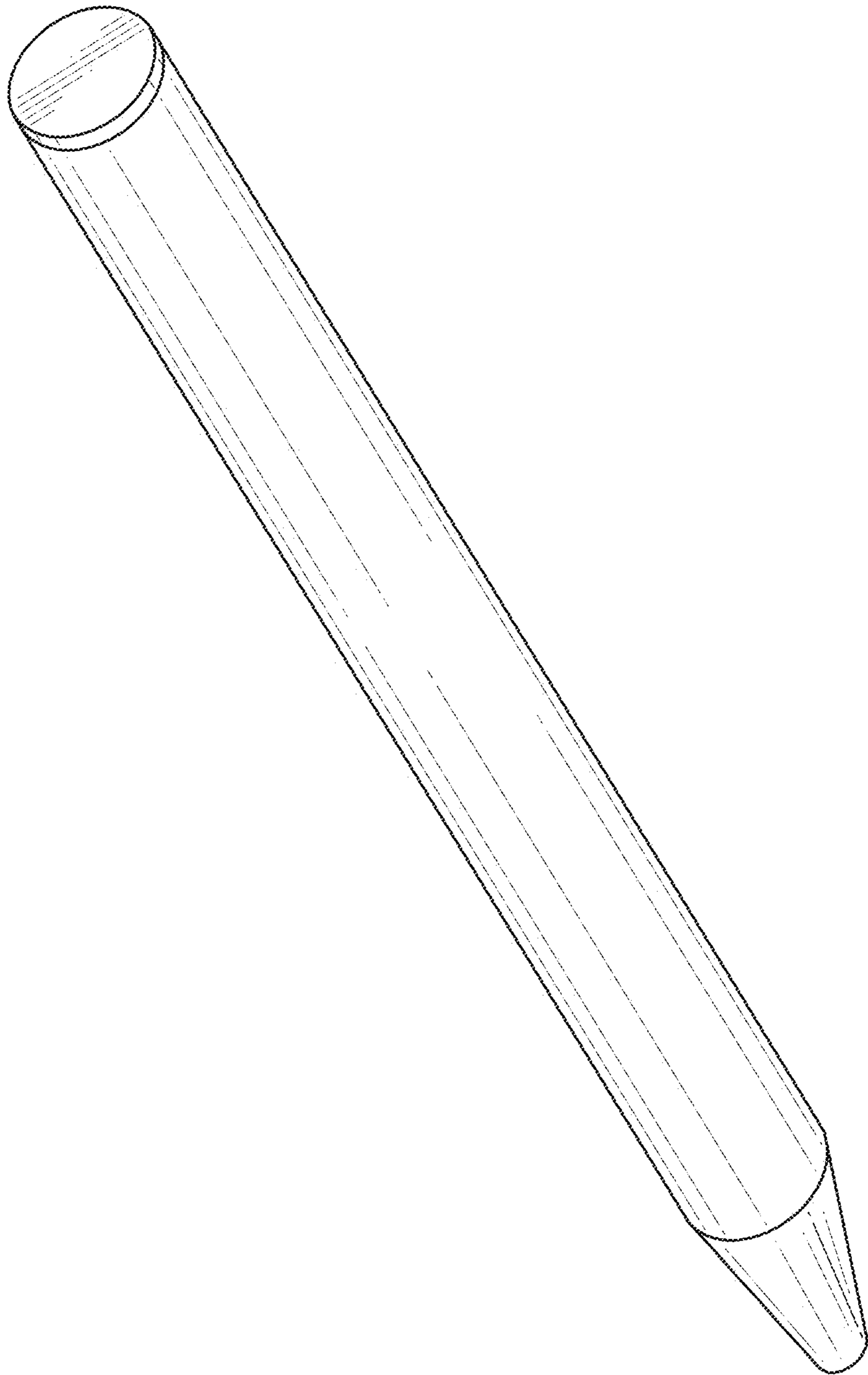


FIG. 6