



US00D948110S

(12) **United States Design Patent** (10) **Patent No.:** **US D948,110 S**
Norfolk et al. (45) **Date of Patent:** **** Apr. 5, 2022**

(54) **ELECTRONIC CIGARETTE** A24F 40/48; A24F 40/50; A24F 1/00;
A24F 1/02; A24F 47/00; A24F 40/53;
A24F 40/65

(71) Applicant: **OMEGA LIFE SCIENCE LTD.**,
Migdal Haemeq (IL) See application file for complete search history.

(72) Inventors: **Andrew Norfolk**, Cambridge (GB);
Jon Cooke, Cambridge (GB); **Lewis Ho**, Hertfordshire (GB); **Stuart Naylor**,
Cambridge (GB)

(56) **References Cited**

U.S. PATENT DOCUMENTS

D814,693 S *	4/2018	Qiu	D27/101
D852,409 S *	6/2019	Takehara	D27/162
D863,674 S *	10/2019	Chang	D27/162
D891,692 S *	7/2020	Barbaric	D27/162
D898,990 S *	10/2020	Liu	D27/162
D898,991 S *	10/2020	Pan	D27/162
D904,678 S *	12/2020	Wang	D27/162
D905,901 S *	12/2020	Kim	D27/162

(Continued)

(73) Assignee: **OMEGA LIFE SCIENCE LTD.**,
Migdal Haemeq (IL)

(**) Term: **15 Years**

(21) Appl. No.: **29/735,340**

FOREIGN PATENT DOCUMENTS

(22) Filed: **May 20, 2020**

(51) **LOC (13) Cl.** **27-02**

CN 201930509304.4 * 2/2020

(52) **U.S. Cl.**

Primary Examiner — Marissa J Cash
Assistant Examiner — William B Melliar

USPC **D27/162**

(74) *Attorney, Agent, or Firm* — Gearhart Law LLC;
David Postolski, Esq.

(58) **Field of Classification Search**

USPC D27/100, 101, 162, 163, 164, 165, 166,
D27/167, 168, 169, 170, 171, 172, 173,
D27/174, 175, 176, 177, 178, 179, 180,
D27/181, 182, 183, 184, 185, 186, 187,
D27/188, 189, 190, 191, 192, 193, 194,
D27/196; D28/91.1; D23/360, 362;
D24/110, 110.4, 110.5, 110.6, 113

(57) **CLAIM**

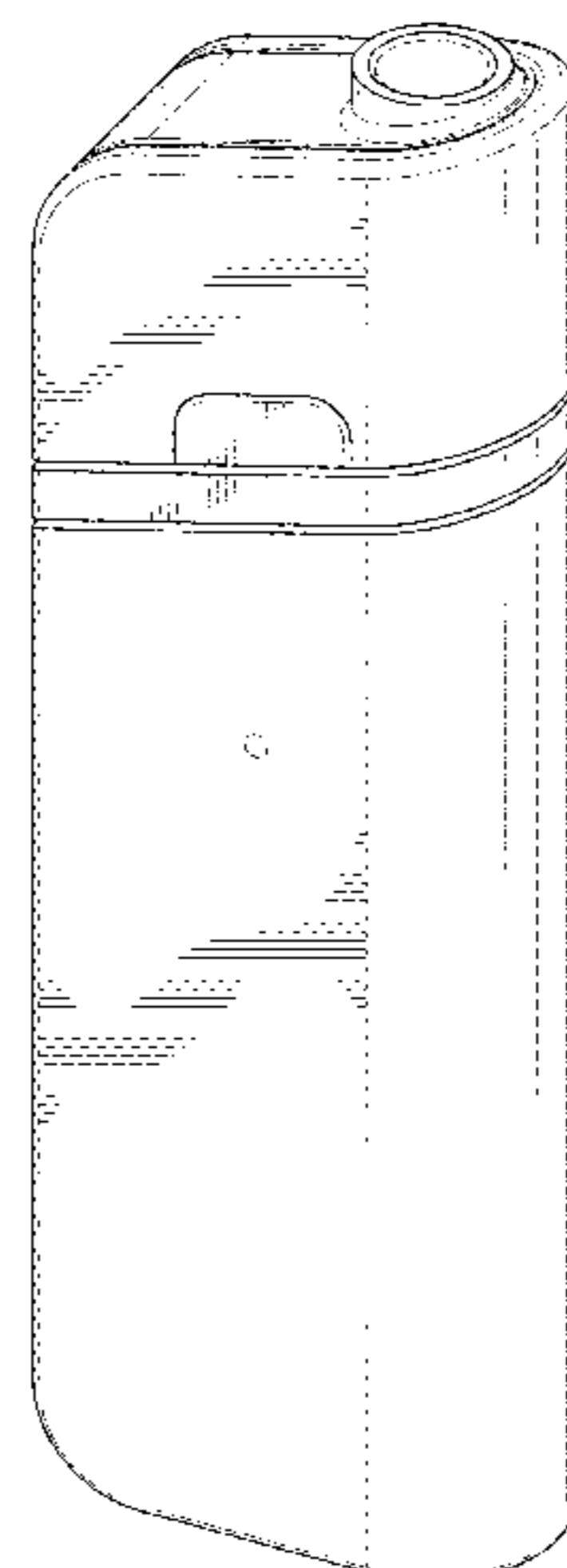
The ornamental design for the electronic cigarette, as shown
and described.

CPC A24F 40/10; A24F 40/40; A24F 40/46;
A24F 47/008; A24F 40/60; A24F 40/70;
A24F 40/51; A24F 40/20; A24F 40/05;
A24F 40/90; A24F 40/30; A24F 40/95;
A24F 40/00; A24F 7/00; A24F 13/00;
A24F 13/14; A24F 1/32; A24F 40/49;
A24F 42/60; A24F 42/80; A24F 47/002;
A24F 7/02; A24F 9/16; A24F 40/42;
A24F 40/57; A24F 15/015; A24F 40/465;
A24F 2700/03; A24F 15/01; A24F 1/28;
A24F 40/85; A24F 42/00; A24F 42/10;
A24F 42/20; A24F 47/004; A24F 47/006;
A24F 7/04; A24F 40/485; A24F 40/44;

DESCRIPTION

FIG. 1 is a front elevation view of a new ornamental design
for an electronic cigarette.
FIG. 2 is a rear elevation view of FIG. 1;
FIG. 3 is a top elevation view of FIG. 1;
FIG. 4 is a bottom elevation view of FIG. 1;
FIG. 5 is a right side elevation view of FIG. 1;
FIG. 6 is a left side elevation view of FIG. 1; and,
FIG. 7 is a perspective view of FIG. 1.

(Continued)



The broken lines illustrate portions of the electronic cigarette. None of the broken lines form part of the claimed design.

1 Claim, 7 Drawing Sheets

(56) **References Cited**

U.S. PATENT DOCUMENTS

D905,902	S	*	12/2020	Ryczek	D27/172
D910,231	S	*	2/2021	Liu	D27/126
D910,909	S	*	2/2021	Li	D27/162
D917,779	S	*	4/2021	Yu	D27/162
D923,866	S	*	6/2021	Chang	D27/162
D924,473	S	*	7/2021	Powell	D27/162
D930,893	S	*	9/2021	Powell	D27/162
2020/0221782	A1	*	7/2020	Lim	A24D 3/17
2020/0237016	A1	*	7/2020	Wang	A24F 40/42
2020/0245681	A1	*	8/2020	An	A24F 40/46

* cited by examiner




FIG. 1

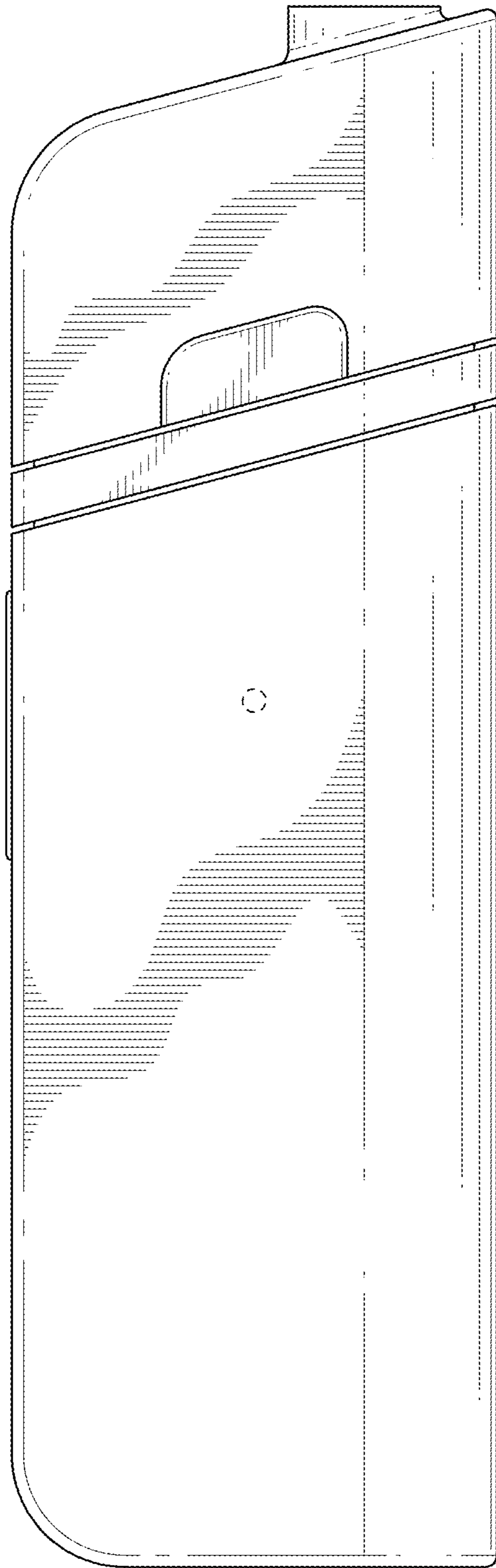


FIG. 2

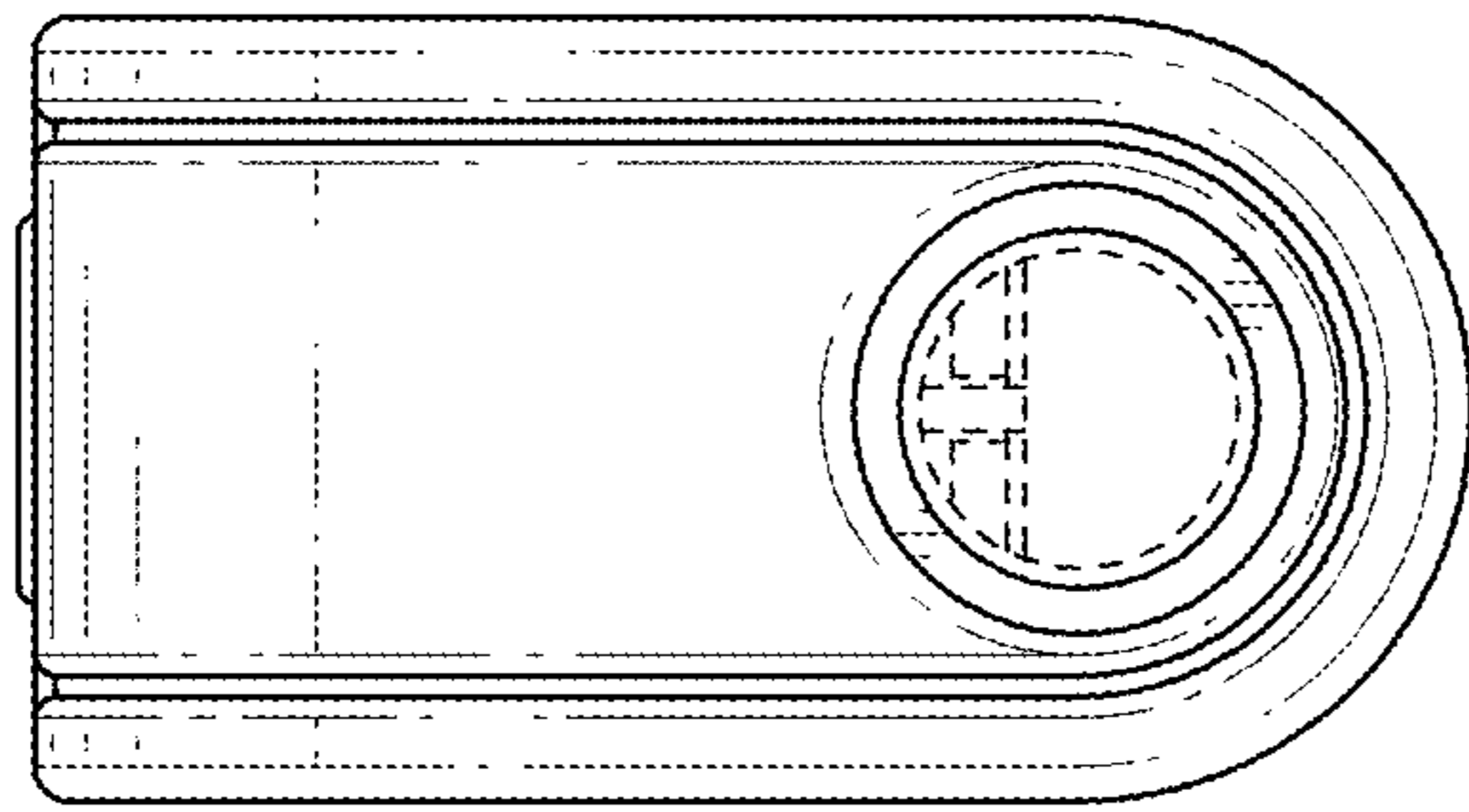


FIG. 3

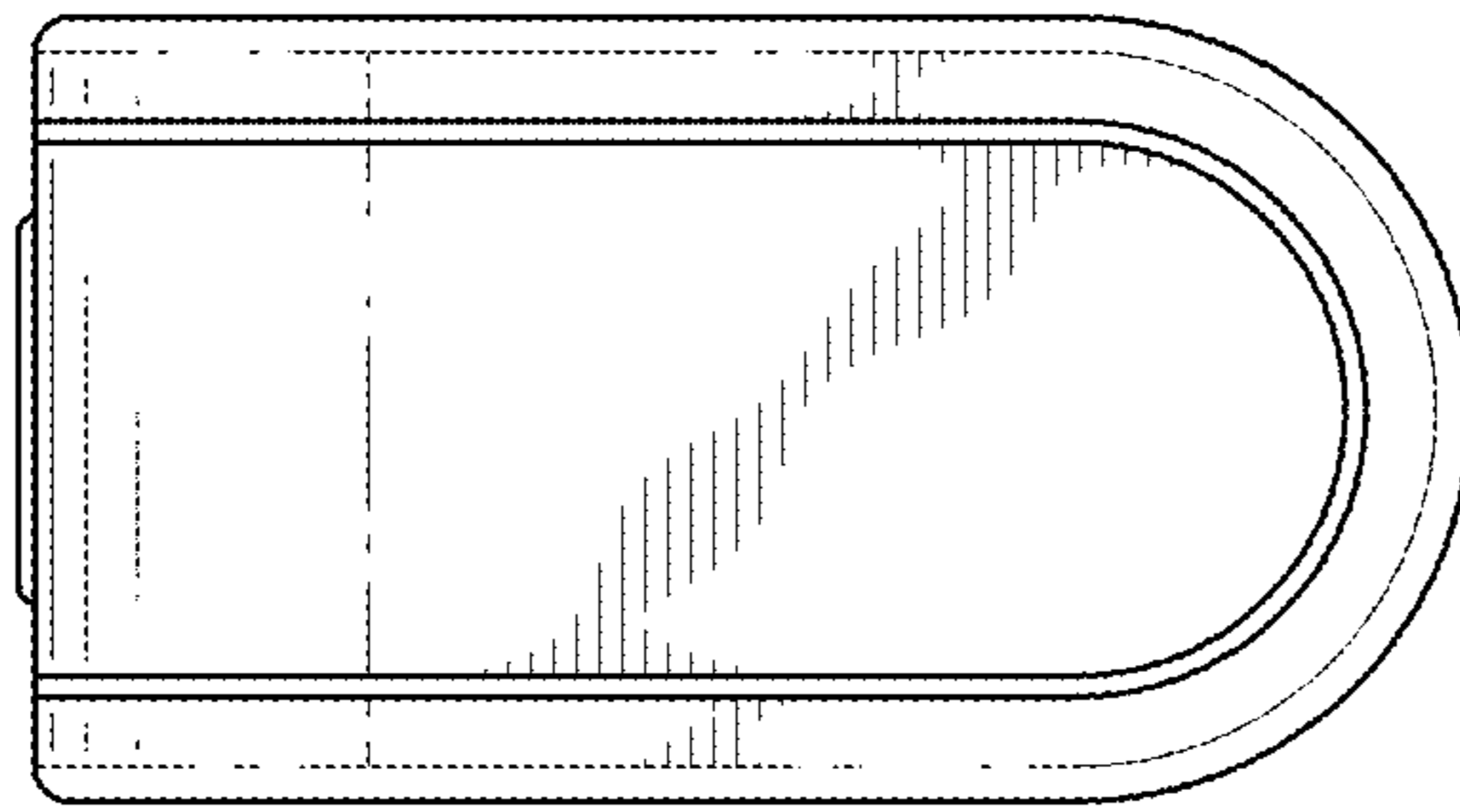


FIG.4




FIG. 5

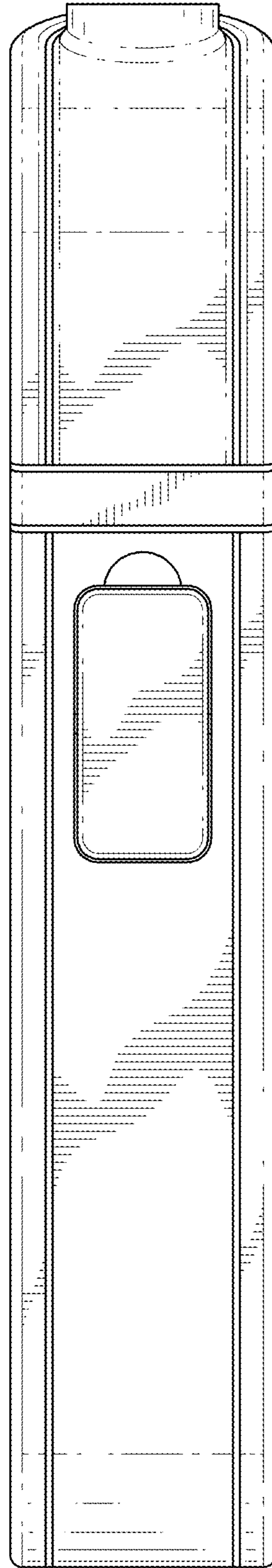


FIG. 6

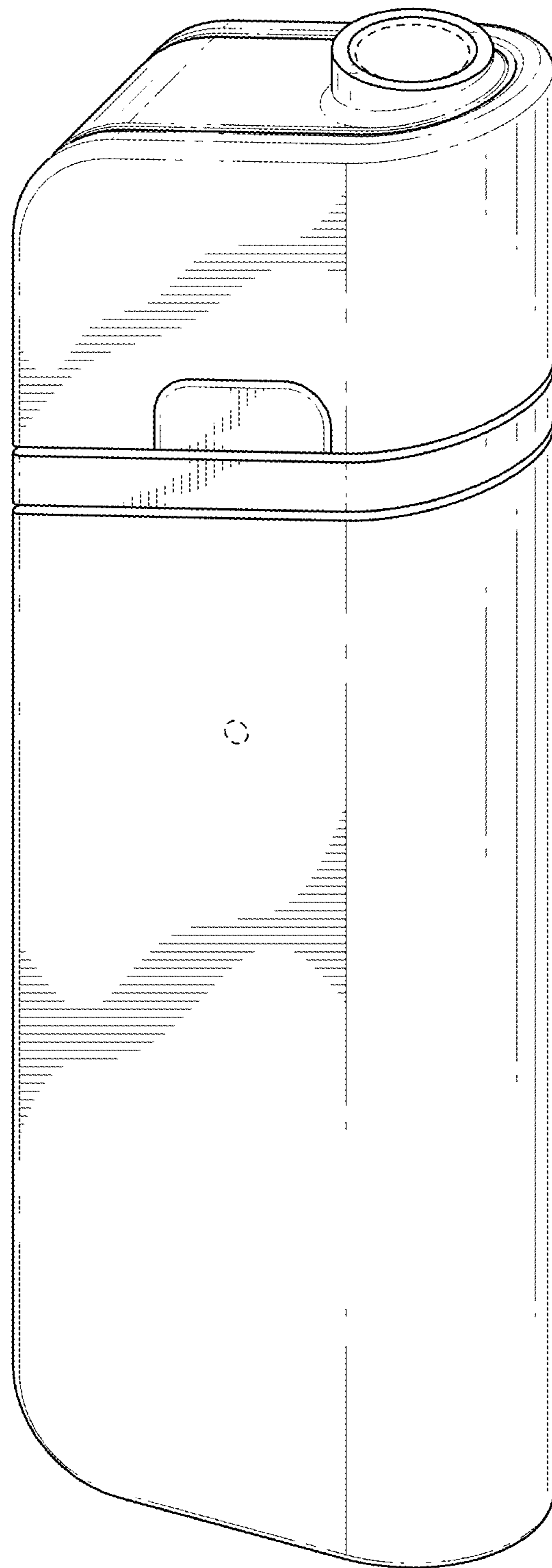


FIG. 7