



US00D948108S

(12) **United States Design Patent** (10) **Patent No.:** **US D948,108 S**  
**He et al.** (45) **Date of Patent:** **\*\* Apr. 5, 2022**

(54) **ELECTRONIC CIGARETTE**

(71) Applicant: **Cheng Uei Precision Industry Co., LTD.**, New Taipei (TW)

(72) Inventors: **Xiang-Cheng He**, Dong-Guan (CN);  
**Ming-Cheng Zi**, Dong-Guan (CN);  
**Zan-Guo Zhou**, Dong-Guan (CN)

(73) Assignee: **CHENG UEI PRECISION INDUSTRY CO., LTD.**, New Taipei (TW)

(\*\*) Term: **15 Years**

(21) Appl. No.: **29/734,335**

(22) Filed: **May 11, 2020**

(30) **Foreign Application Priority Data**

Apr. 10, 2020 (CN) ..... 202030140810.3

(51) **LOC (13) Cl.** ..... **27-02**

(52) **U.S. Cl.**  
USPC ..... **D27/162**

(58) **Field of Classification Search**  
USPC ..... D27/100, 101, 162, 163, 164, 165, 166, D27/167, 168, 169, 170, 171, 172, 173, D27/174, 175, 176, 177, 178, 179, 180, D27/181, 182, 183, 184, 185, 186, 187, D27/188, 189, 190, 191, 192, 193, 194, D27/196; D28/91.1; D23/360, 362; D24/110, 110.4, 110.5, 110.6, 113  
CPC ..... A24F 40/10; A24F 40/40; A24F 40/46; A24F 47/008; A24F 40/60; A24F 40/70; A24F 40/51; A24F 40/20; A24F 40/05; A24F 40/90; A24F 40/30; A24F 40/95; A24F 40/00; A24F 7/00; A24F 13/00; A24F 13/14; A24F 1/32; A24F 40/49; A24F 42/60; A24F 42/80; A24F 47/002; A24F 7/02; A24F 9/16; A24F 40/42; A24F 40/57; A24F 15/015; A24F 40/465; A24F 1/02; A24F 2700/03; A24F 15/01;

A24F 1/28; A24F 40/85; A24F 42/00; A24F 42/10; A24F 42/20; A24F 47/004; A24F 47/006; A24F 7/04; A24F 40/485; A24F 40/44; A24F 40/48; A24F 40/50; A24F 1/00; A24F 47/00; A24F 40/53; A24F 40/65

See application file for complete search history.

(56) **References Cited**

U.S. PATENT DOCUMENTS

D852,408 S \* 6/2019 Nettenstrom ..... D27/101  
D863,673 S \* 10/2019 Lai ..... D27/162  
D874,718 S \* 2/2020 Qiu ..... D27/162  
D884,267 S \* 5/2020 Wang ..... D27/162

(Continued)

*Primary Examiner* — Marissa J Cash

*Assistant Examiner* — William B Melliar

(74) *Attorney, Agent, or Firm* — Cheng-Ju Chiang

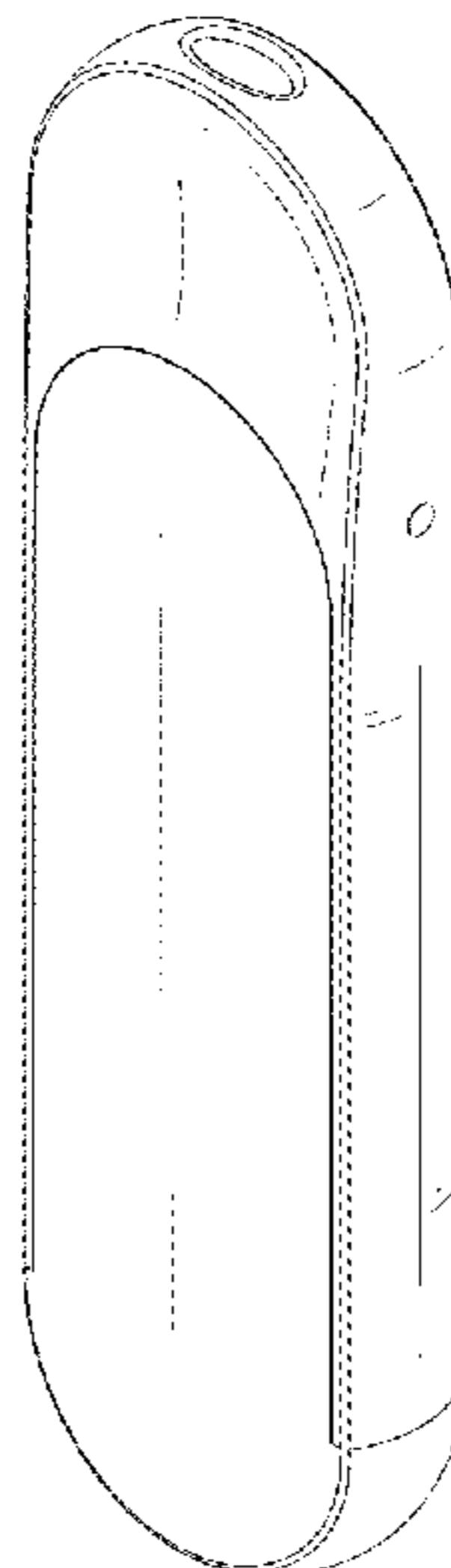
(57) **CLAIM**

The ornamental design for an electronic cigarette, as shown and described.

**DESCRIPTION**

FIG. 1 is a perspective view of an electronic cigarette showing our new design;  
FIG. 2 is a front elevational view thereof;  
FIG. 3 is a rear elevational view thereof;  
FIG. 4 is a left side elevational view thereof;  
FIG. 5 is a right side elevational view thereof;  
FIG. 6 is a top plan view thereof;  
FIG. 7 is a bottom plan view thereof; and,  
FIG. 8 is a perspective view of the electronic cigarette shown in an environment of use with a protective cover at each end.  
The broken lines in the drawings depict portions of the electronic cigarette that form no part of the claimed design. The additional broken lines shown in FIG. 8 depict environment and forms no part thereof.

**1 Claim, 8 Drawing Sheets**



(56)

**References Cited**

U.S. PATENT DOCUMENTS

D887,631 S *	6/2020	Lai .....	D27/162
D898,992 S *	10/2020	Chen .....	D27/162
D900,385 S *	10/2020	Wang .....	D27/162
D901,756 S *	11/2020	Chen .....	D27/101
D901,761 S *	11/2020	Zhu .....	D27/162
D902,475 S *	11/2020	Liu .....	D27/162
D902,476 S *	11/2020	Liu .....	D27/162
D903,191 S *	11/2020	Li .....	D27/101
D904,680 S *	12/2020	Pan .....	D27/162
D908,953 S *	1/2021	Fornarelli .....	D27/162
D918,466 S *	5/2021	Yan .....	D27/162
D919,879 S *	5/2021	Han .....	D27/162
2020/0107583 A1 *	4/2020	Wu .....	F16B 1/00

\* cited by examiner

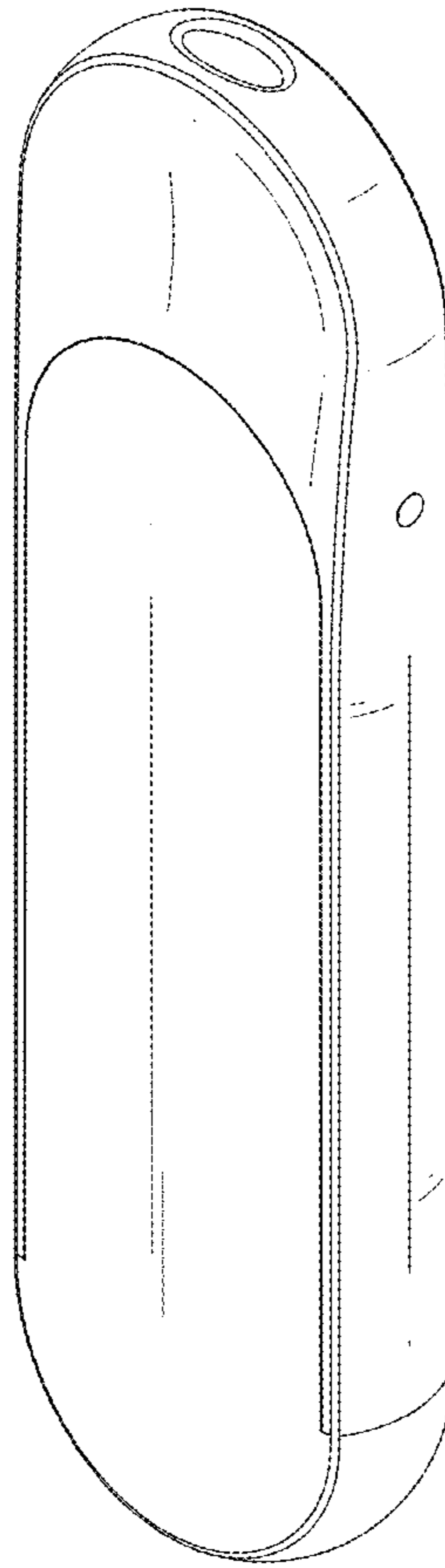


FIG.1




FIG. 2

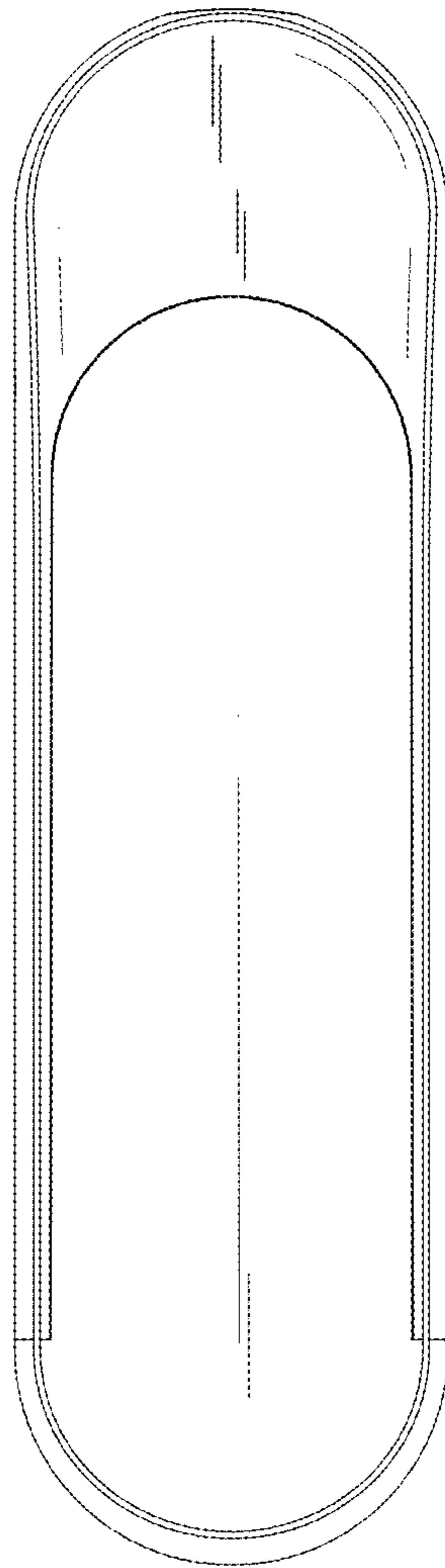


FIG. 3




FIG.4

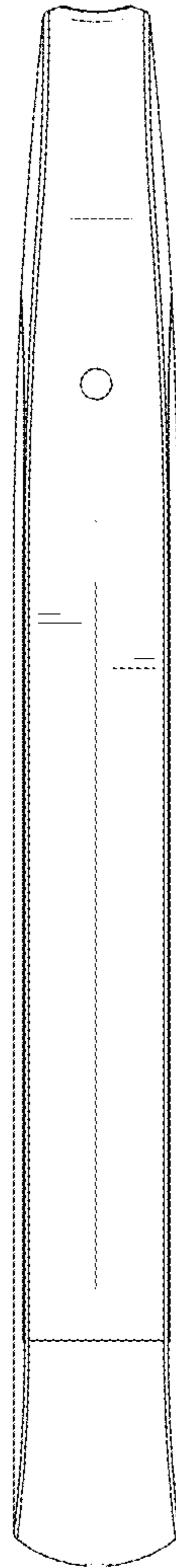


FIG.5

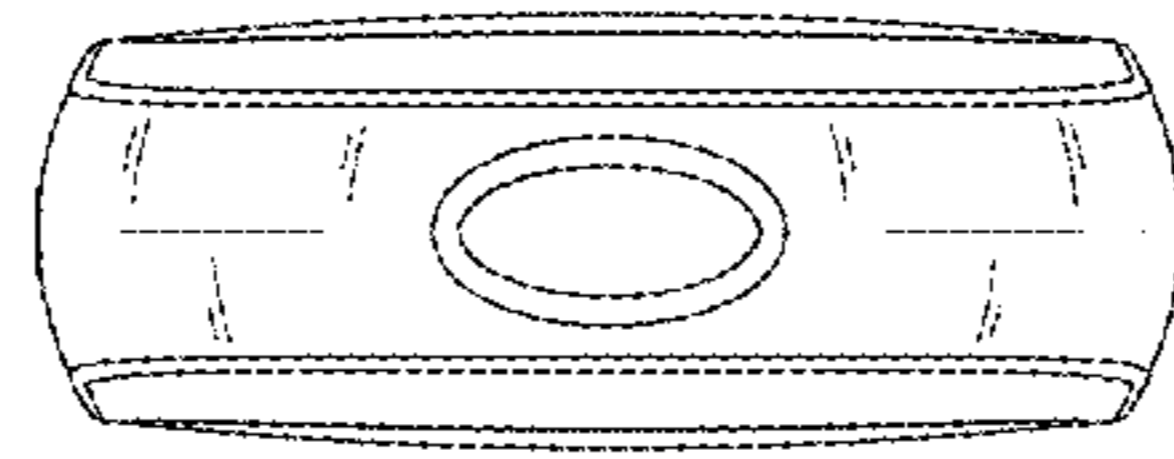


FIG.6



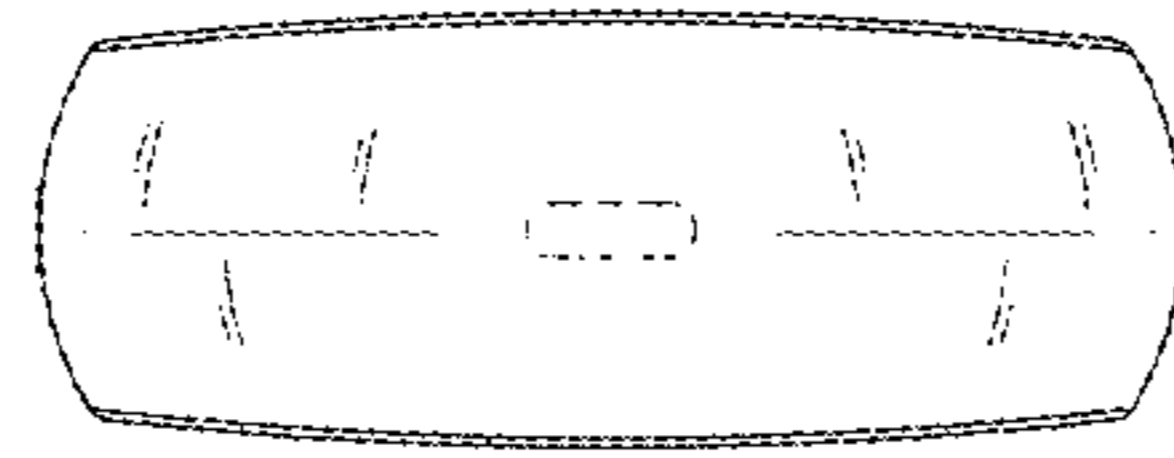


FIG. 7

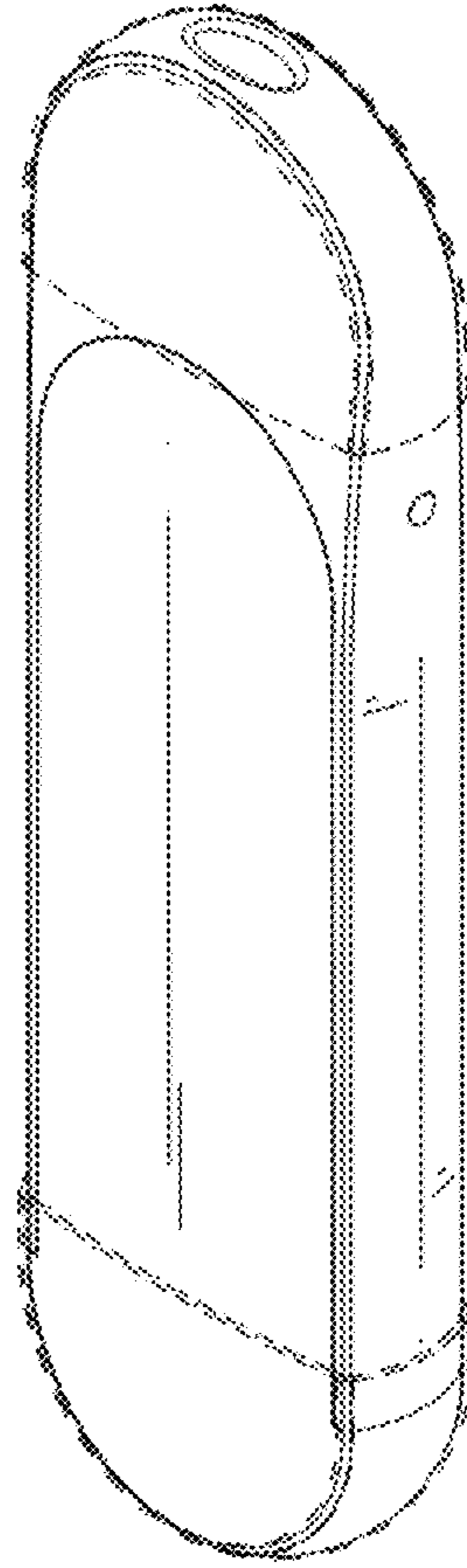


FIG. 8