



US00D948097S

(12) **United States Design Patent**  
**Zhang**

(10) **Patent No.:** **US D948,097 S**

(45) **Date of Patent:** **\*\* Apr. 5, 2022**

- (54) **PLANT GROWTH LIGHT**
- (71) Applicant: **Shenzhen Kangkasi Electronic Commerce Co., Ltd., Shenzhen (CN)**
- (72) Inventor: **Ming Zhang, Shenzhen (CN)**
- (73) Assignee: **Shenzhen Kangkasi Electronic Commerce Co., Ltd., Shenzhen (CN)**
- (\*\*) Term: **15 Years**
- (21) Appl. No.: **29/783,591**
- (22) Filed: **May 13, 2021**
- (51) **LOC (13) Cl.** ..... **26-05**
- (52) **U.S. Cl.**  
USPC ..... **D26/60**
- (58) **Field of Classification Search**  
USPC ..... D26/4, 7, 16, 24, 25, 34, 42, 60, 61, 62,  
D26/63, 73, 80, 86, 93, 102, 110, 150,  
D26/151; D16/237, 239, 244, 245, 250  
CPC .. F21S 8/036; F21S 8/043; F21S 8/081; F21S  
8/083; F21S 8/088; F21S 6/003; F21S  
6/004; F21S 6/005; F21Y 2103/00; F21Y  
2103/10; F21Y 2103/20; F21Y 2107/30;  
F21V 19/0095  
See application file for complete search history.

D875,286 S *	2/2020	Noga	.....	D26/42
D878,654 S *	3/2020	Lin	.....	D26/60
D921,255 S *	6/2021	Jia	.....	D26/60
D925,800 S *	7/2021	He	.....	D26/60
D932,672 S *	10/2021	Noga	.....	D26/42
D939,135 S *	12/2021	Lai	.....	D26/60
2010/0238644 A1 *	9/2010	Huang	.....	F21V 23/04 362/33

\* cited by examiner

*Primary Examiner* — Wan Laymon

*Assistant Examiner* — Clint A Samuel

(74) *Attorney, Agent, or Firm* — ScienBiziP, P.C.

(57) **CLAIM**

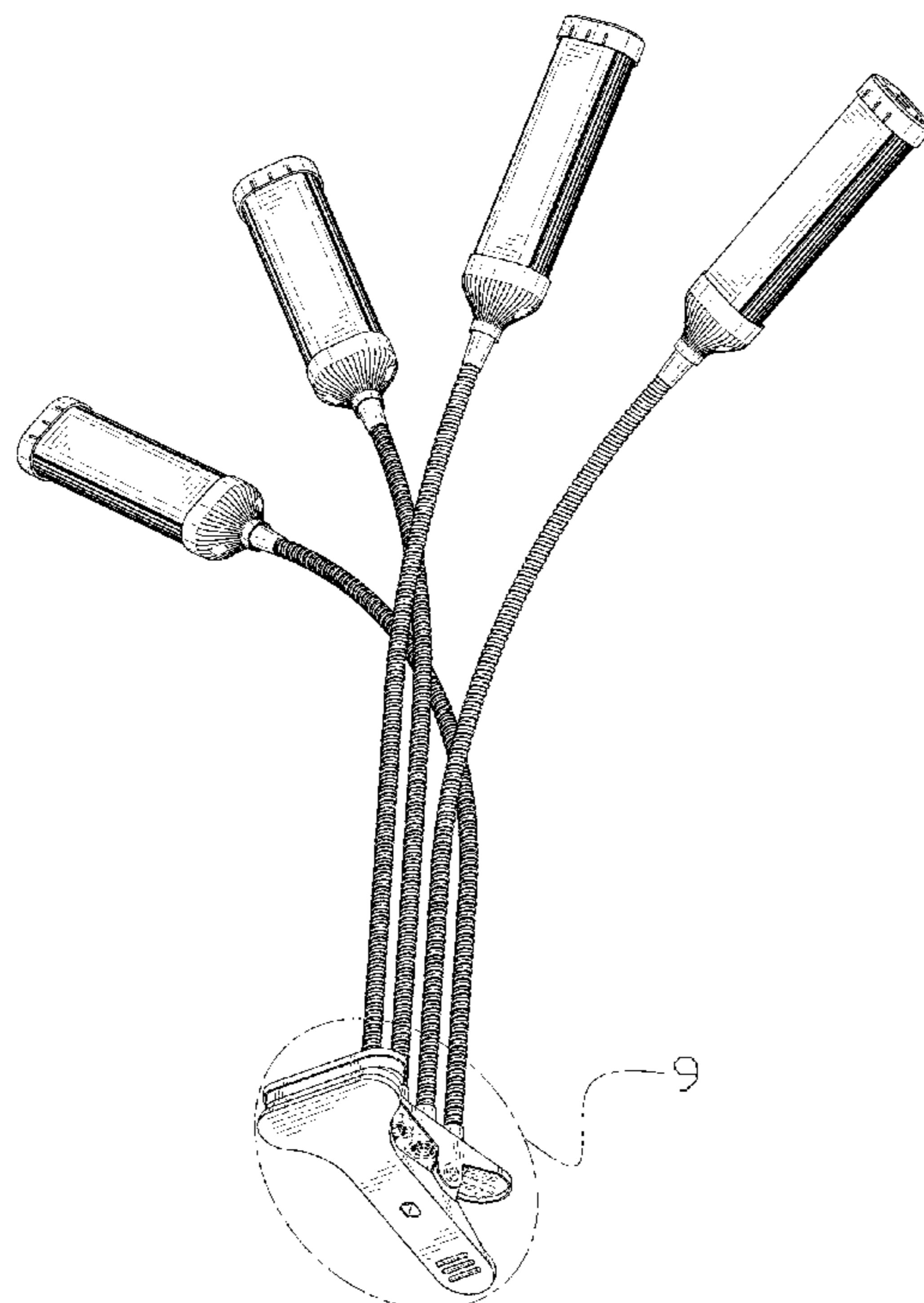
The ornamental design for a plant growth light, as shown and described.

**DESCRIPTION**

FIG. 1 is a front, right, and bottom perspective view of a plant growth light, showing my design.  
 FIG. 2 is a rear, left, and top perspective view thereof.  
 FIG. 3 is a front elevation view thereof.  
 FIG. 4 is a rear elevation view thereof.  
 FIG. 5 is a left side elevation view thereof.  
 FIG. 6 is a right side elevation view thereof.  
 FIG. 7 is a top plan view thereof.  
 FIG. 8 is a bottom plan view thereof.  
 FIG. 9 is a partial enlarged view of an area labeled 9 in FIG. 1 comprising a clip; and,  
 FIG. 10 is a partial enlarged view of an area labeled 10 in FIG. 2 comprising a light.  
 The broken lines shown in the drawings are included for the purpose of illustrating portions of the plant growth light that form no part of the claimed design.

- (56) **References Cited**  
U.S. PATENT DOCUMENTS  
D822,877 S \* 7/2018 Kaiser ..... D26/107  
D838,399 S 1/2019 Wei et al.  
D838,887 S \* 1/2019 Su ..... D26/60  
D857,273 S 8/2019 Zou

**1 Claim, 10 Drawing Sheets**



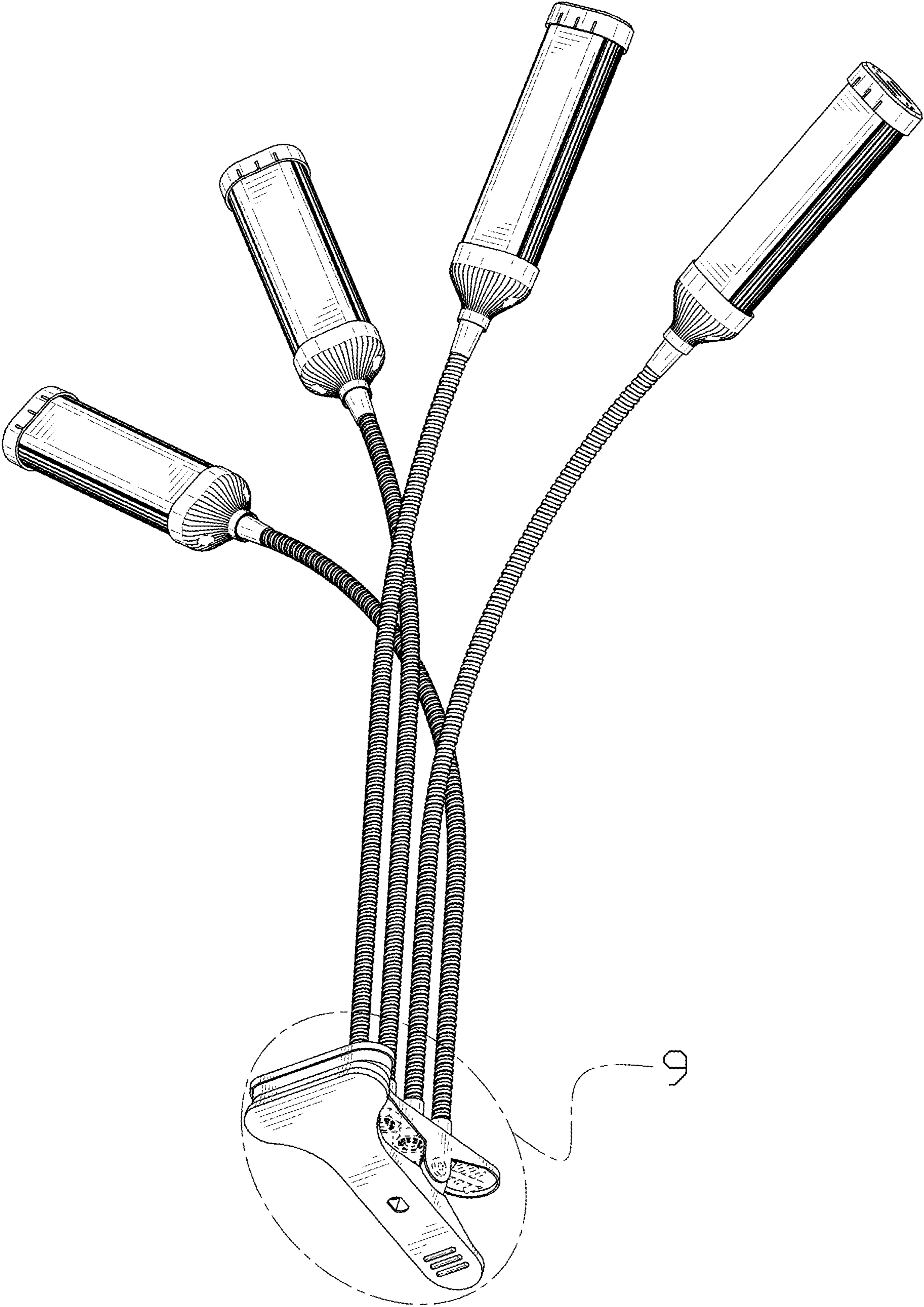


FIG. 1

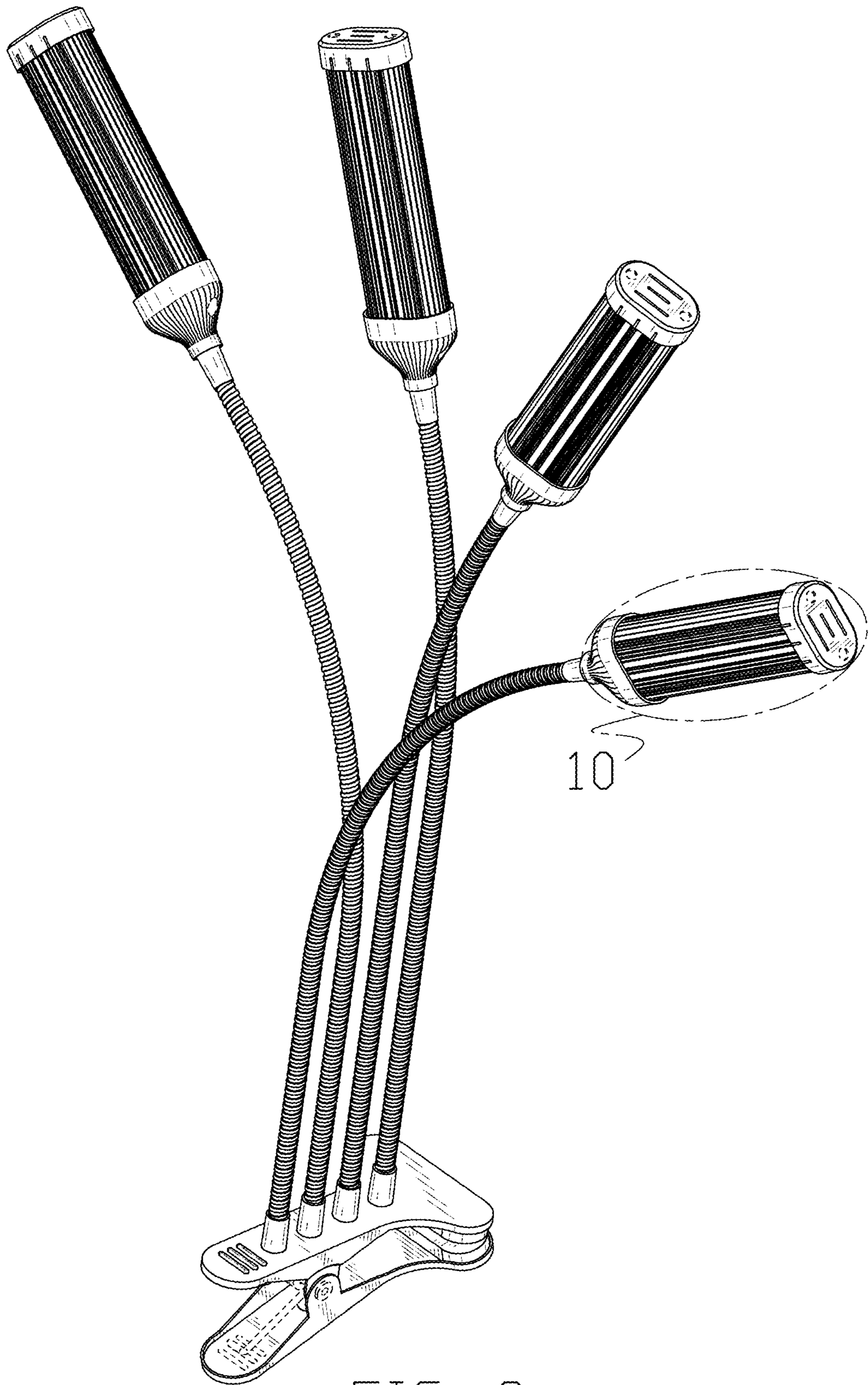


FIG. 2

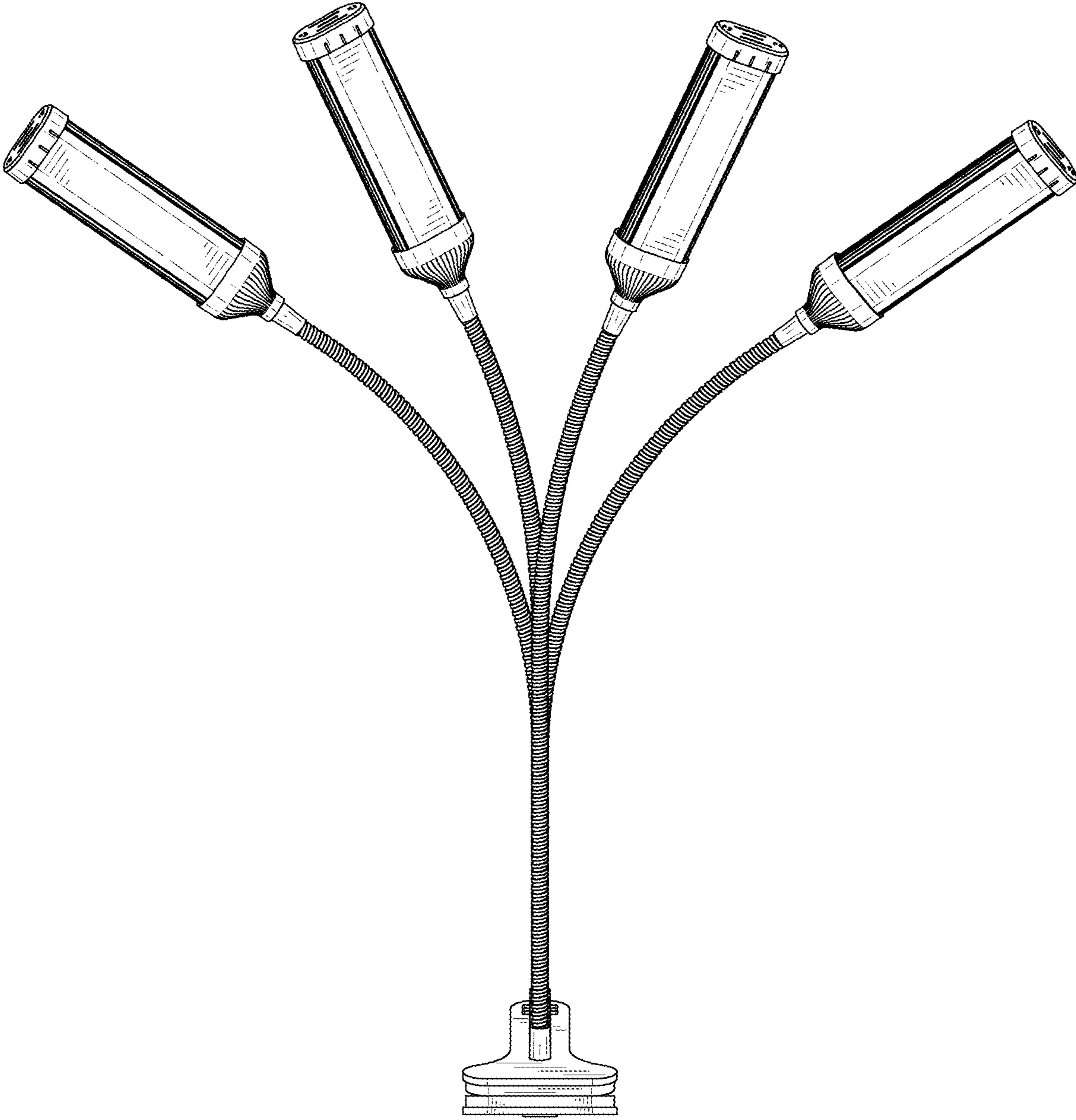


FIG. 3




FIG. 4




FIG. 5




FIG. 6

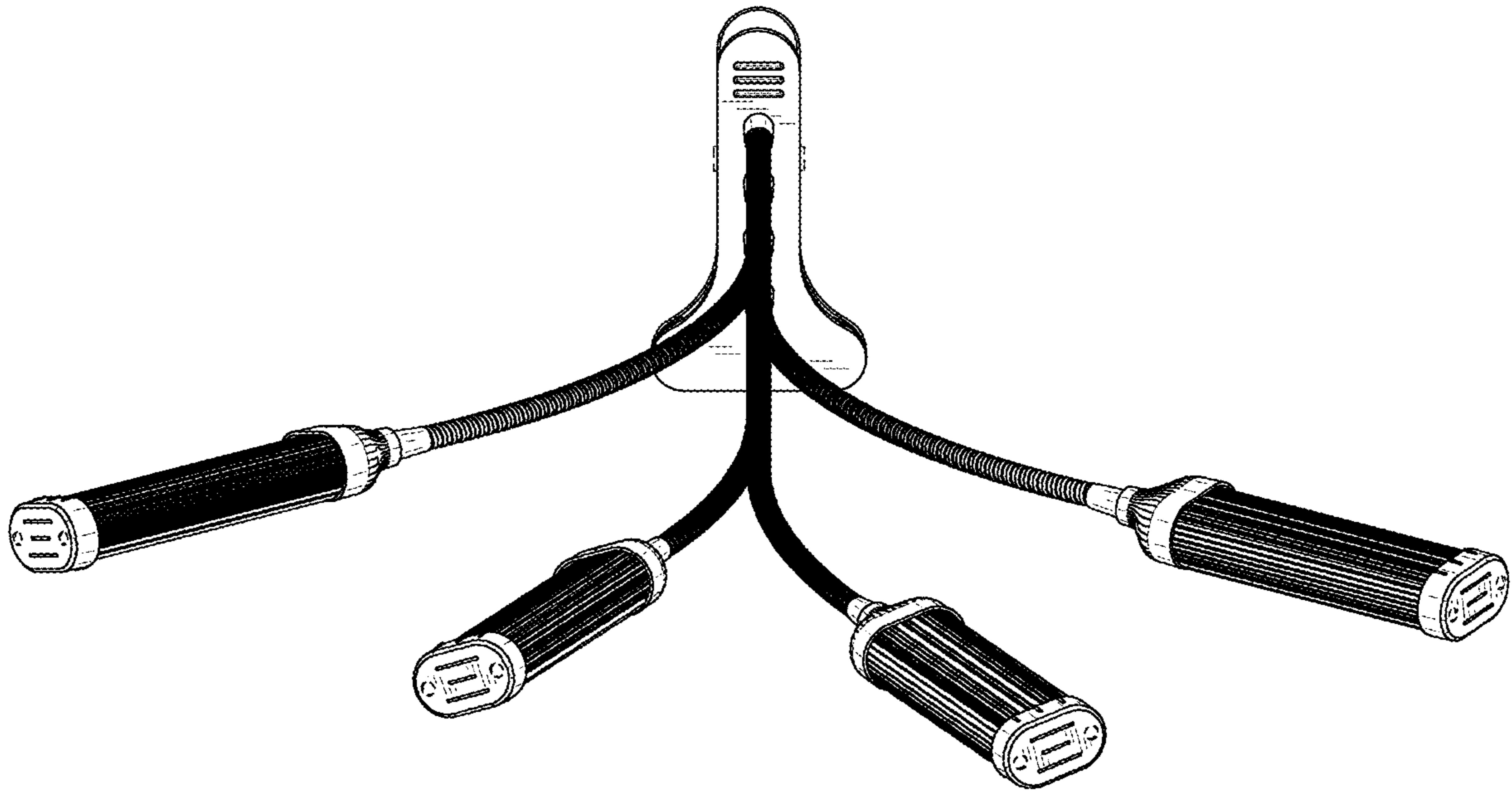


FIG. 7






FIG. 8

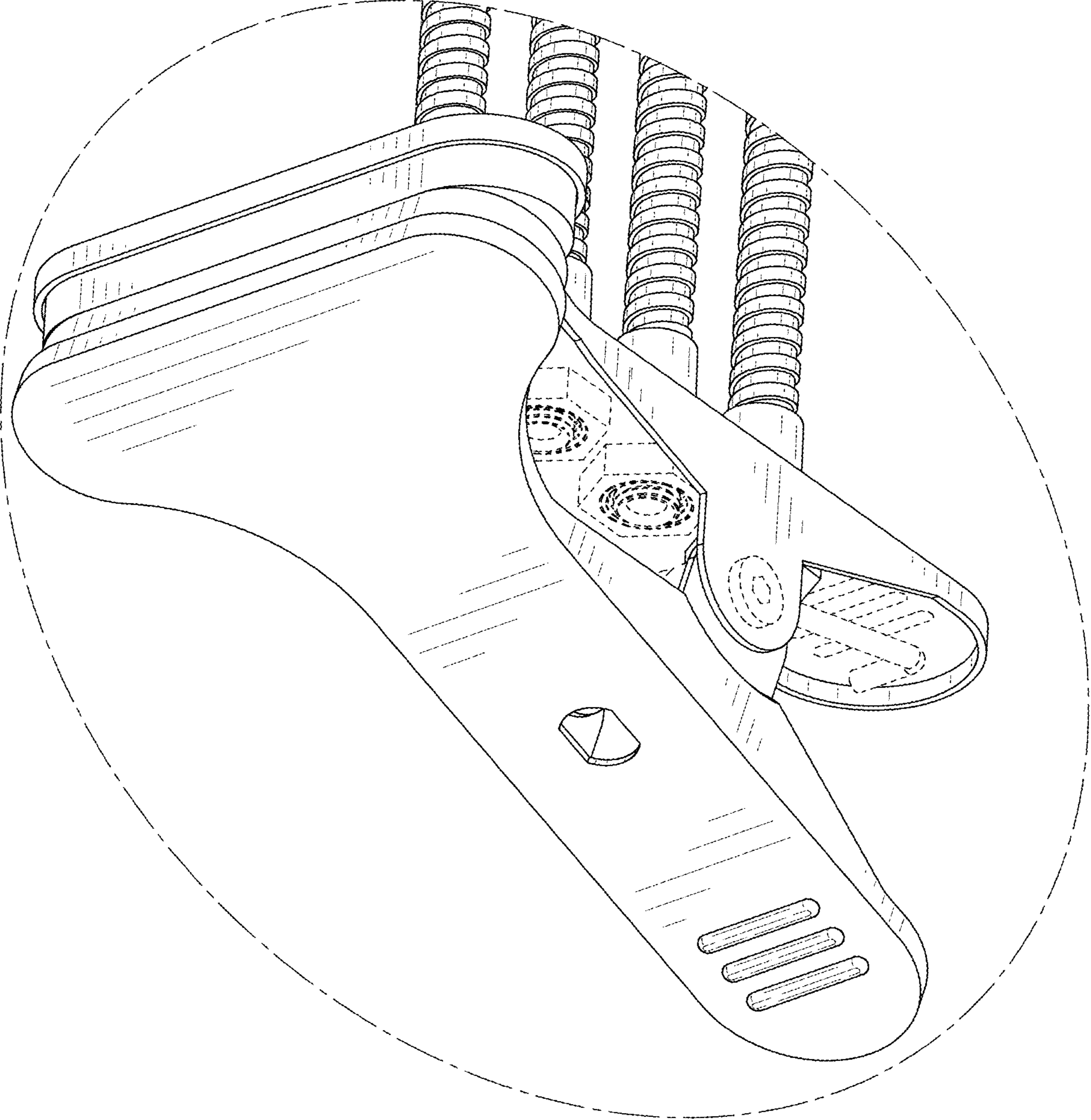


FIG. 9

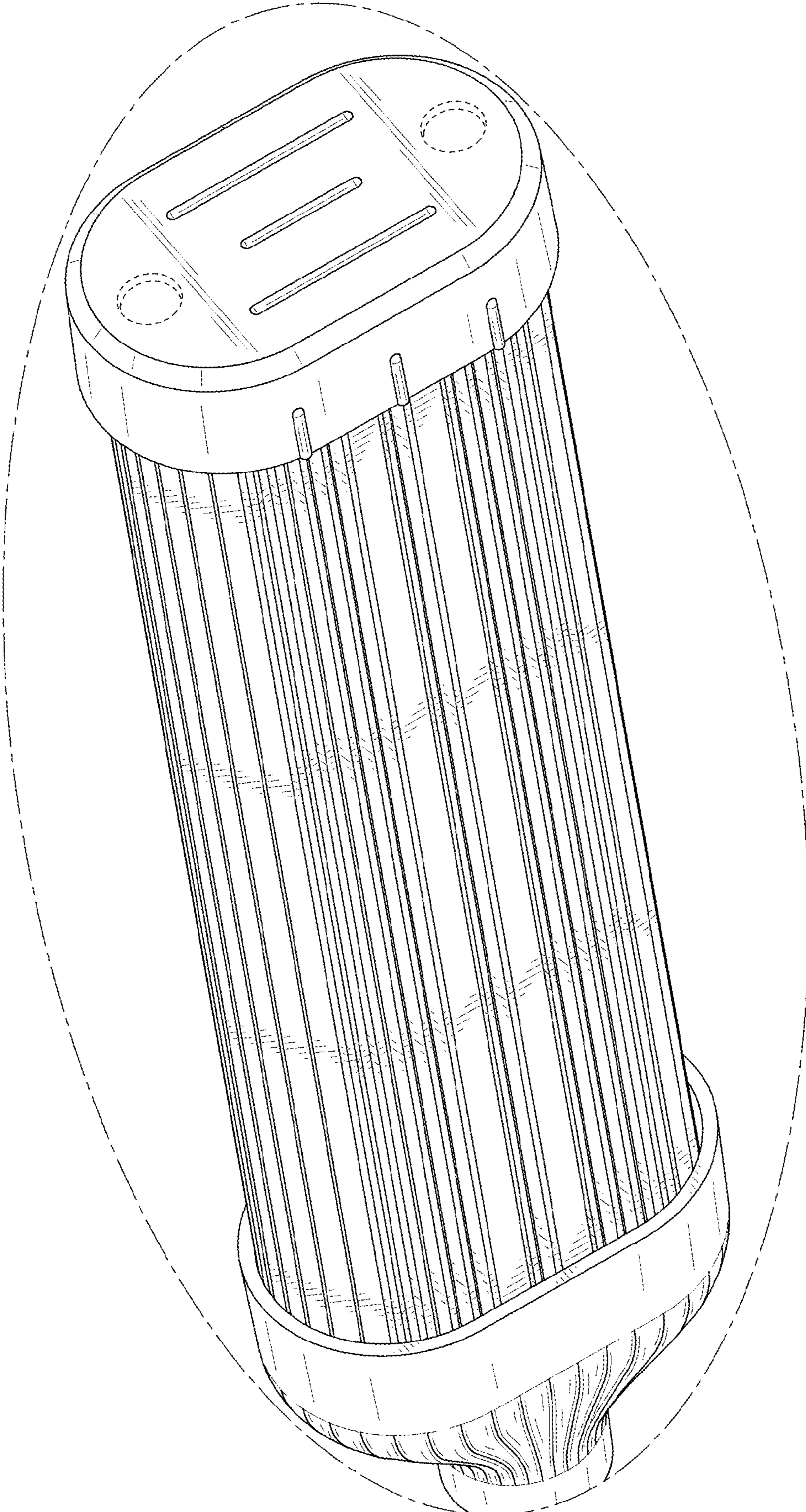


FIG. 10