



US00D948082S

(12) **United States Design Patent** (10) **Patent No.:** **US D948,082 S**  
**Peng** (45) **Date of Patent:** **\*\* Apr. 5, 2022**

(54) **WALL PANEL** 5,077,949 A \* 1/1992 Kotter ..... E01F 8/007  
52/630  
(71) Applicant: **Wenhe Peng**, Yingde (CN) D394,319 S \* 5/1998 Berger ..... D25/163  
D777,950 S 1/2017 Bilge  
D778,464 S 2/2017 Bilge  
(72) Inventor: **Wenhe Peng**, Yingde (CN) 2008/0104923 A1\* 5/2008 Boxhorn ..... B32B 3/266  
52/663  
(\*\*) Term: **15 Years** 2009/0255205 A1\* 10/2009 Noble ..... B32B 21/13  
52/630  
(21) Appl. No.: **29/787,087** 2010/0154331 A1\* 6/2010 Dickens ..... E04C 2/205  
52/800.1  
(22) Filed: **Jun. 4, 2021** 2013/0183498 A1\* 7/2013 Takahashi ..... B62D 25/00  
428/180  
(30) **Foreign Application Priority Data** 2014/0090323 A1\* 4/2014 Glancy ..... E04F 13/12  
52/404.2

Jan. 4, 2021 (CN) ..... 202130001629.9  
(51) **LOC (13) Cl.** ..... **25-01**  
(52) **U.S. Cl.**  
USPC ..... **D25/163**  
(58) **Field of Classification Search**  
USPC ..... D25/152, 157, 163  
CPC ..... E04B 2/74; E04B 1/994; E04C 2002/005;  
E04C 2002/004; E04C 2002/345; E04C  
2002/3438; E04C 2002/3444; E04C  
2002/3461; E04C 2/205; E04C 2/32;  
E04C 2/322; E04C 2/324; E04C 2/326;  
G10K 11/00; G10K 2210/118; G10K  
2210/12  
See application file for complete search history.

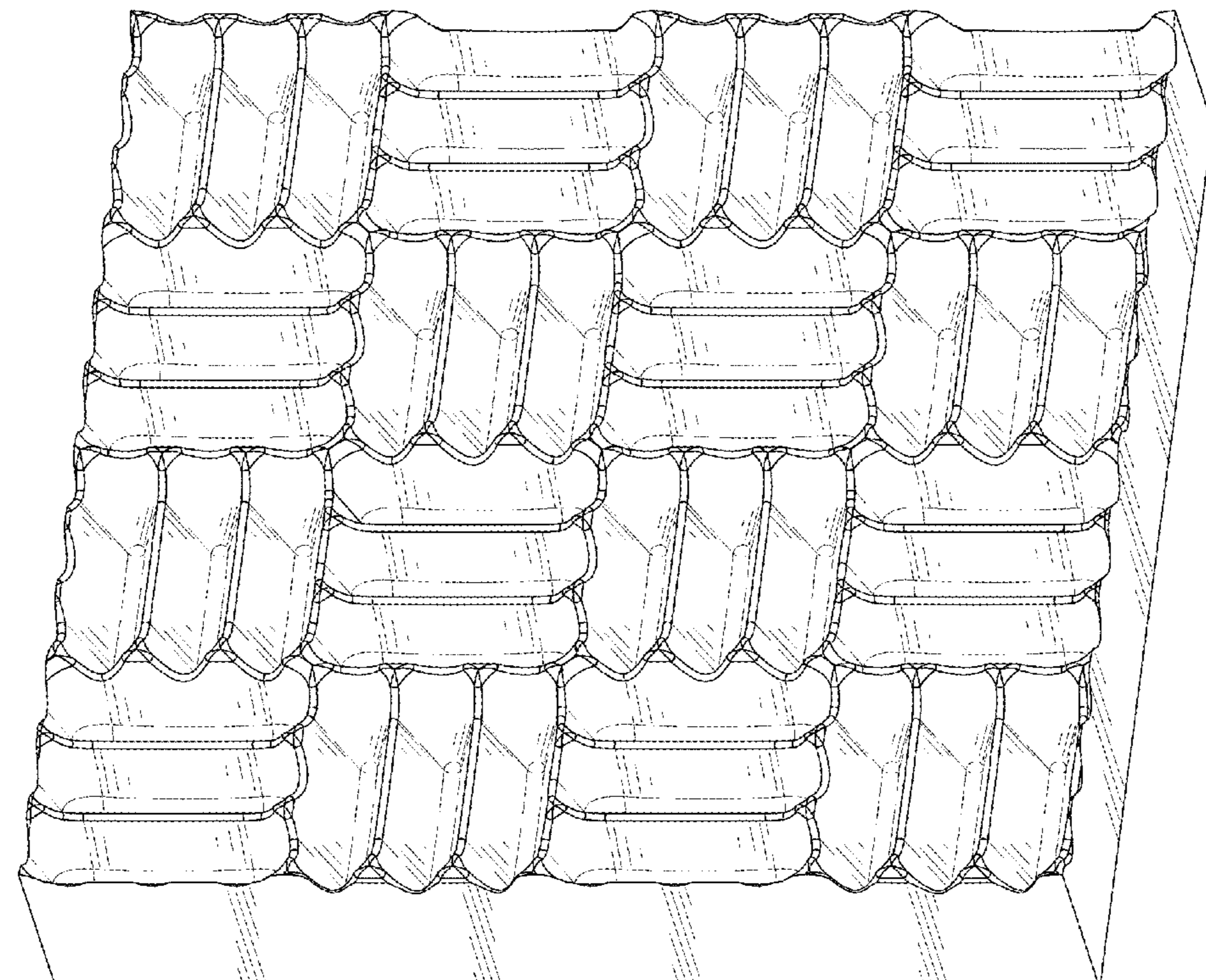
(56) **References Cited**  
U.S. PATENT DOCUMENTS  
D214,559 S \* 7/1969 Tacke ..... D25/163  
D249,367 S \* 9/1978 Reese ..... D25/163

\* cited by examiner  
*Primary Examiner* — Doris Clark

(57) **CLAIM**  
The ornamental design for a wall panel, as shown and described.

**DESCRIPTION**  
FIG. 1 is a perspective view of a wall panel showing my new design;  
FIG. 2 is another perspective view thereof;  
FIG. 3 is a front elevational view thereof;  
FIG. 4 is a rear elevational view thereof;  
FIG. 5 is a left side elevational view thereof;  
FIG. 6 is a right side elevational view thereof;  
FIG. 7 is a top plan view thereof; and,  
FIG. 8 is a bottom plan view thereof.

**1 Claim, 8 Drawing Sheets**



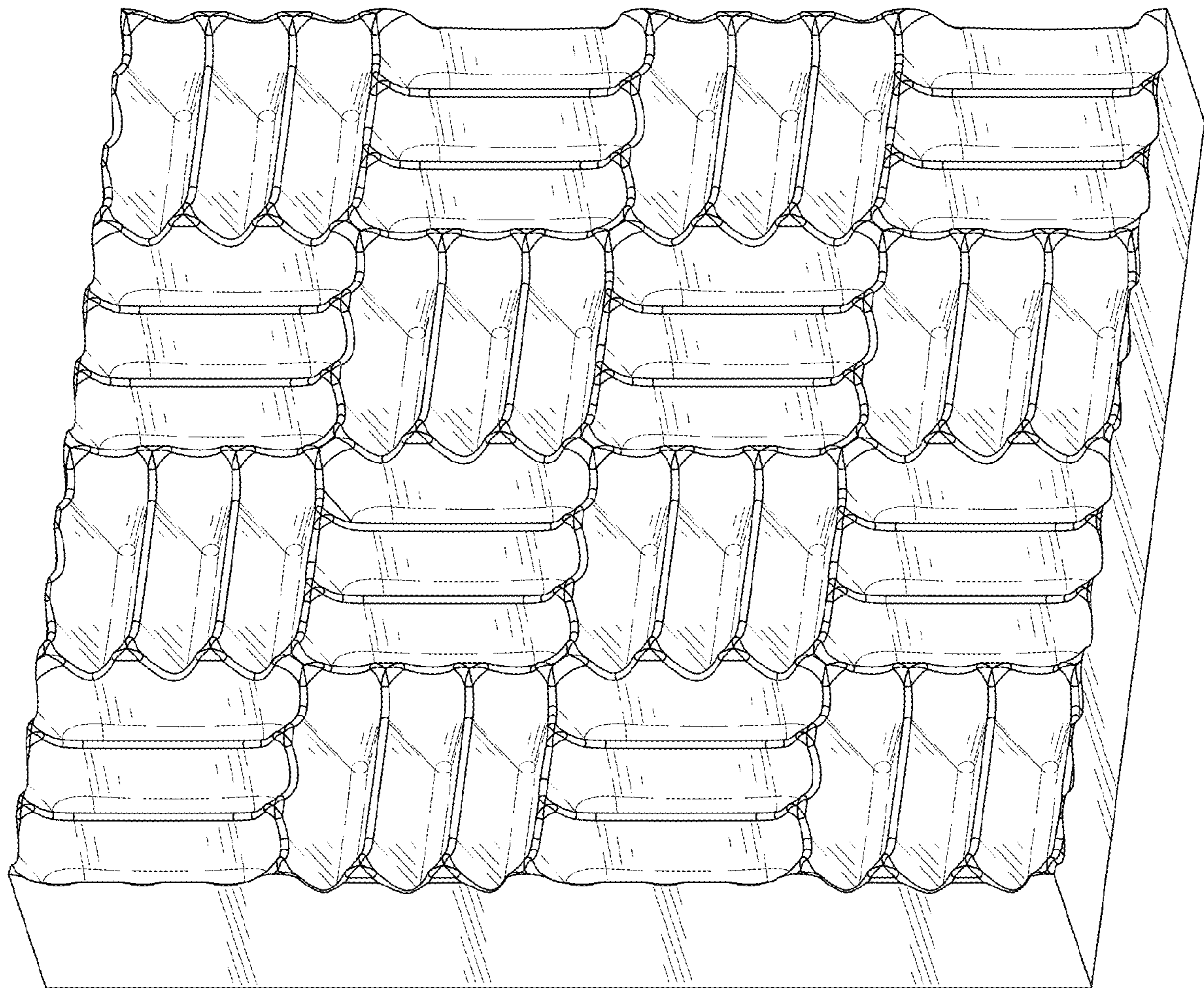


FIG. 1

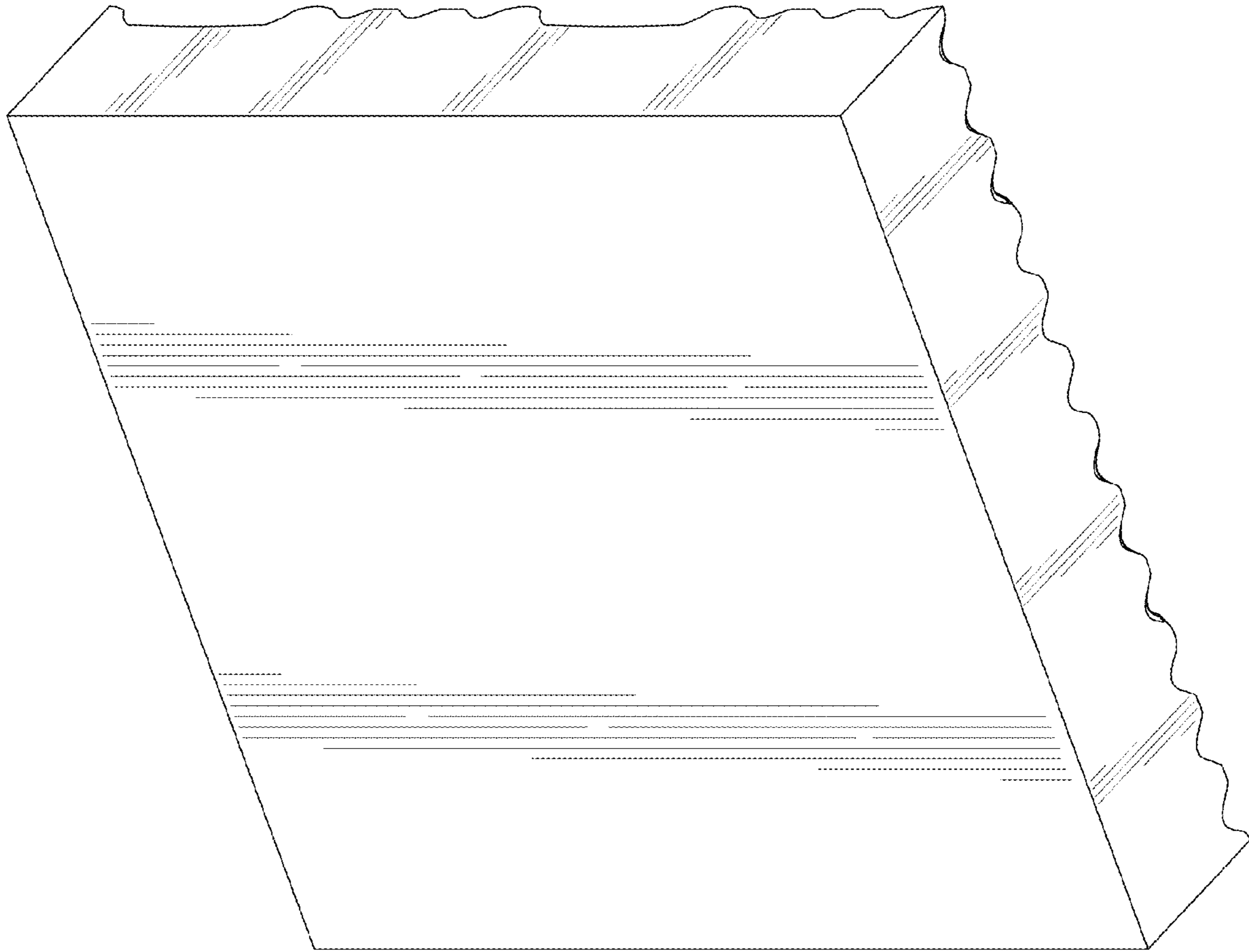


FIG. 2




FIG. 3




FIG. 4

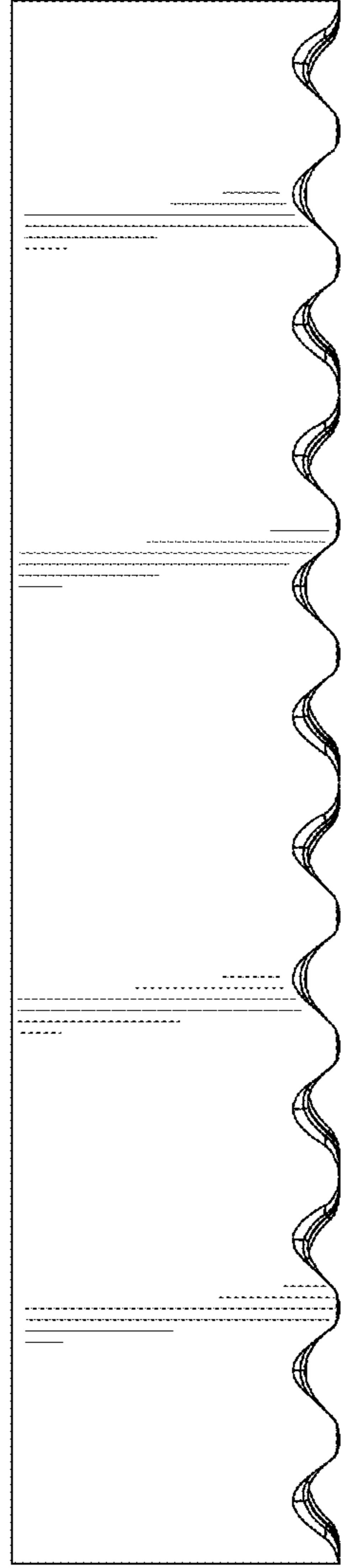


FIG. 5




FIG. 6

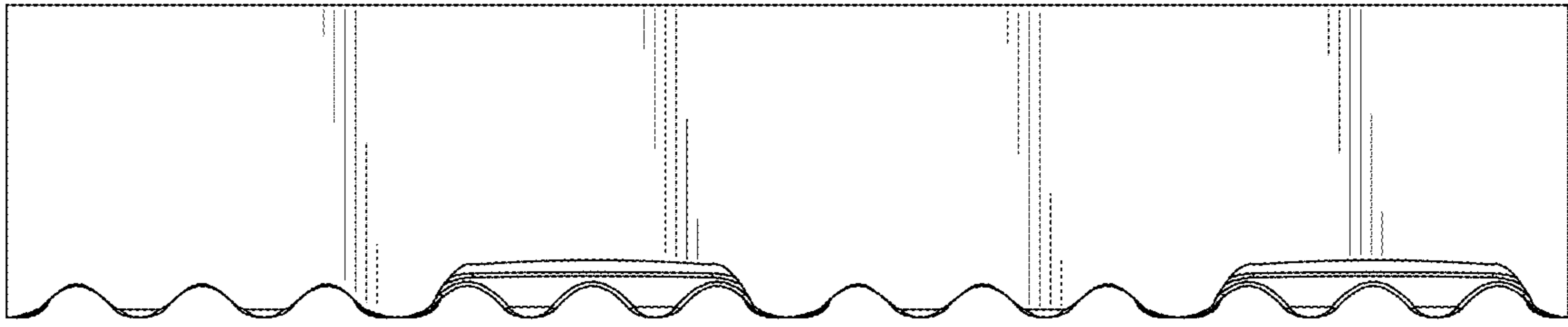


FIG. 7



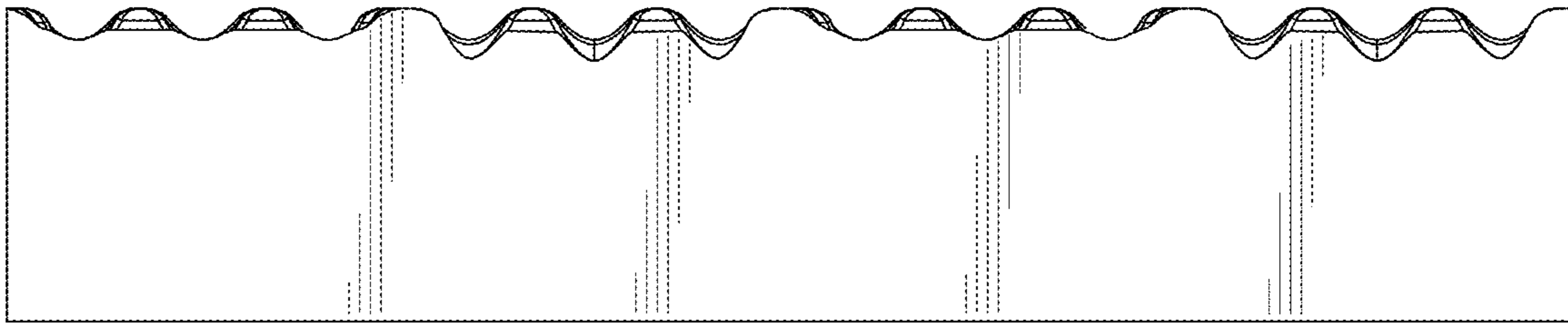


FIG. 8