



US00D948064S

(12) **United States Design Patent**  
**Liu**

(10) **Patent No.:** **US D948,064 S**  
(45) **Date of Patent:** **\*\* Apr. 5, 2022**

- (54) **PARAFFIN WAX WARMER**
- (71) Applicant: **Guangzhou Fourto Sanitary Products Co., LTD, Guangdong (CN)**
- (72) Inventor: **Ziyi Liu, Guangdong (CN)**
- (73) Assignee: **Guangzhou Fourto Sanitary Products Co., LTD, Guangzhou (CN)**

6,303,910 B2 *	10/2001	Glucksman	.....	A61H 33/04	219/430
D479,951 S *	9/2003	Segura	.....	D7/629	
6,756,567 B1 *	6/2004	Suen	.....	F27B 17/00	219/424
D838,859 S *	1/2019	Yu	.....	D24/200	
D914,223 S *	3/2021	Wang	.....	D24/200	
D914,224 S *	3/2021	Wang	.....	D24/200	
D917,710 S *	4/2021	Li	.....	D24/200	
D932,641 S *	10/2021	Mo	.....	D24/200	
D933,248 S *	10/2021	Liu	.....	D24/200	

(\*\*) Term: **15 Years**

\* cited by examiner

(21) Appl. No.: **29/749,953**

*Primary Examiner* — Wan Laymon

(22) Filed: **Sep. 10, 2020**

(51) **LOC (13) Cl.** ..... **28-03**

(57) **CLAIM**

(52) **U.S. Cl.**

The ornamental design for a paraffin wax warmer, as shown and described.

USPC ..... **D24/200; D28/44.1**

(58) **Field of Classification Search**

**DESCRIPTION**

USPC ..... D24/200, 204, 121; D7/323, 391, 354,  
D7/538, 629; D9/435, 503, 424, 428,  
D9/780; D28/44, 44.1

CPC ..... A61F 7/00; A61F 7/007; A61F 7/0085;  
A61F 2007/0001; A61F 2007/0003; A61F  
2007/0004; A61F 2007/0024; A61F  
2007/0029; A61F 2007/0031; A61F  
2007/0039; A61F 2007/0041; A61F  
2007/0043; A61F 2007/0219; A47J 36/06;  
A61L 9/03; A61L 9/12; F27B 14/12;  
H05B 3/00; H05B 3/0052; H05B 3/26;  
A61H 33/04; A61H 2033/047

See application file for complete search history.

FIG. 1 is a top and front perspective view of a paraffin wax warmer showing my new design;  
FIG. 2 is a bottom, rear and right side perspective view thereof;  
FIG. 3 is a front elevational view thereof;  
FIG. 4 is a rear elevational view thereof;  
FIG. 5 is a right side view thereof;  
FIG. 6 is a left side view thereof;  
FIG. 7 is a top plan view thereof;  
FIG. 8 is a bottom plan view thereof; and,  
FIG. 9 is a top, front and right side perspective view showing the paraffin wax warmer in a use state.

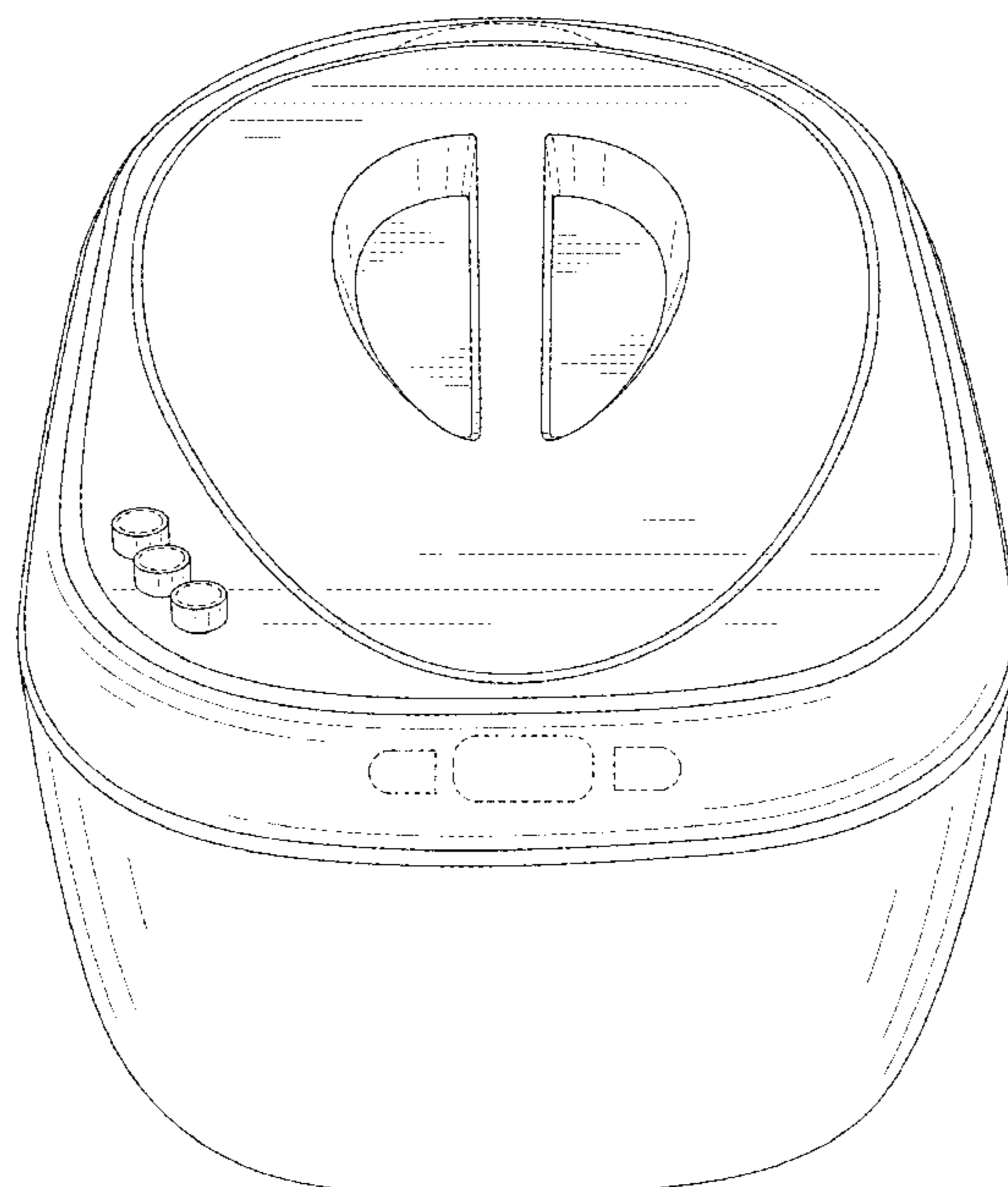
(56) **References Cited**

**U.S. PATENT DOCUMENTS**

The broken lines in the drawings illustrate portions of the paraffin wax warmer which form no part of the claimed design.

- 6,184,500 B1 \* 2/2001 Glucksman ..... A61H 33/04  
219/430
- D442,284 S \* 5/2001 Ferber ..... D24/200

**1 Claim, 9 Drawing Sheets**



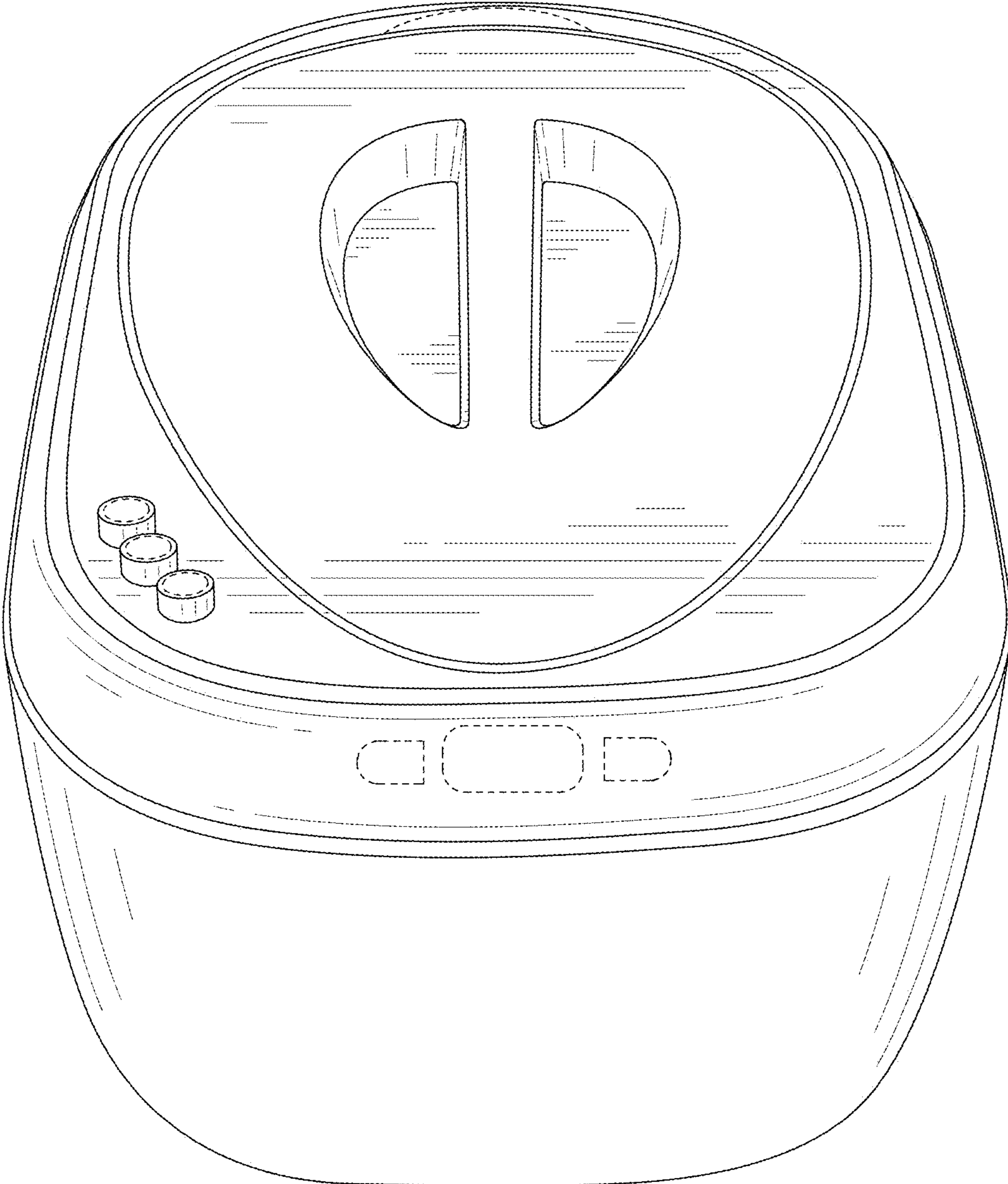


FIG. 1

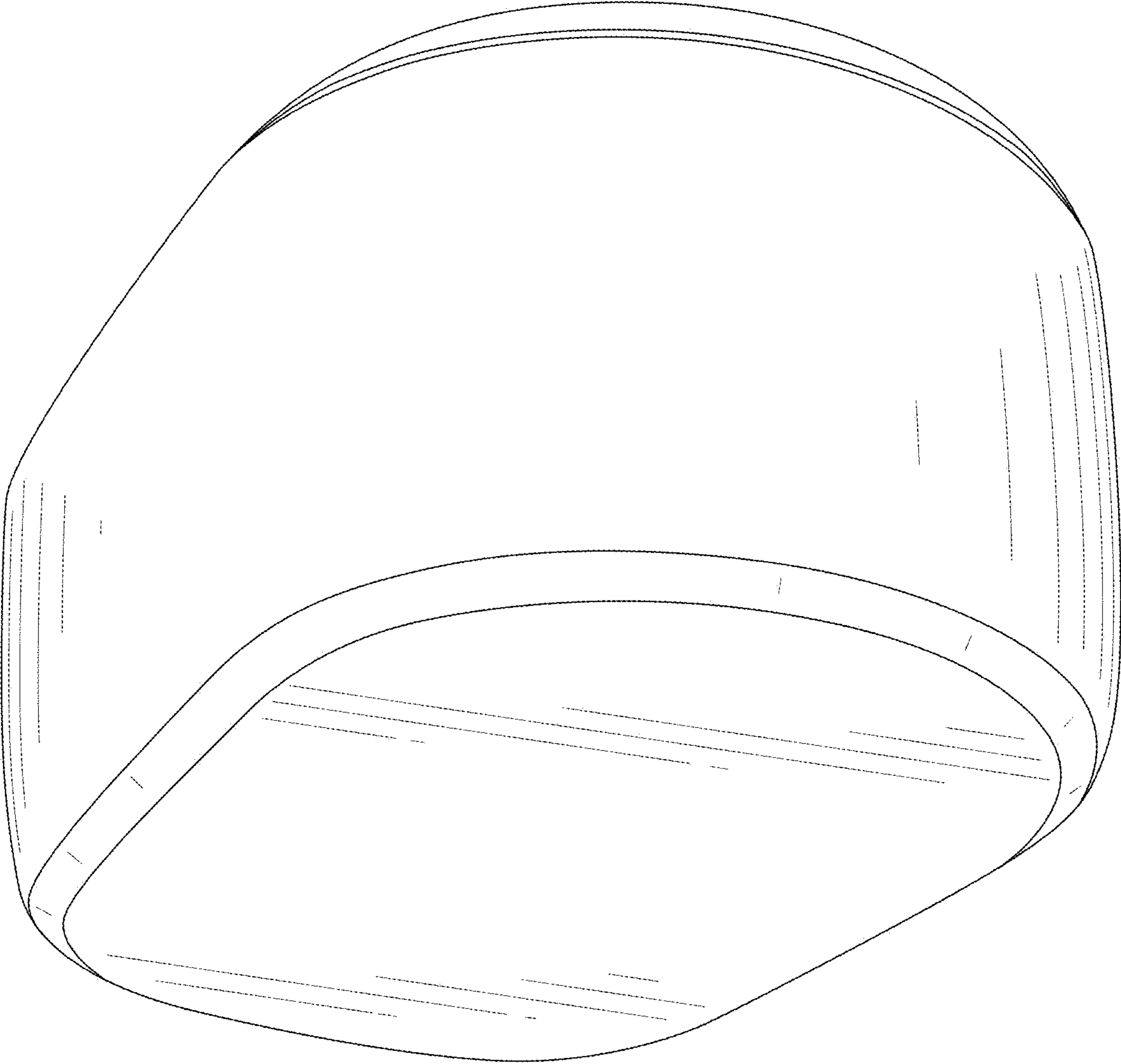


FIG. 2

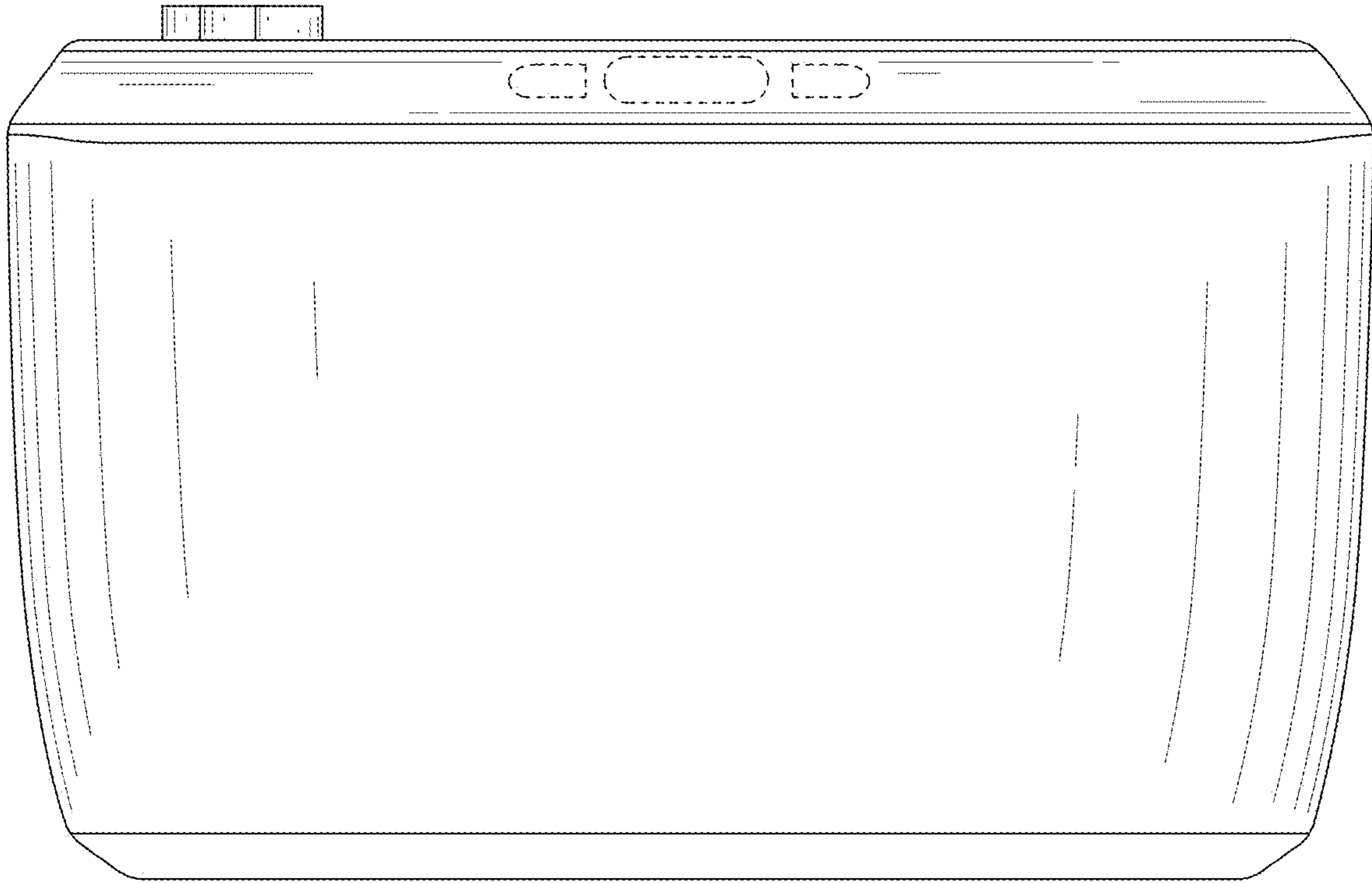


FIG. 3



FIG. 4




FIG. 5




FIG. 6

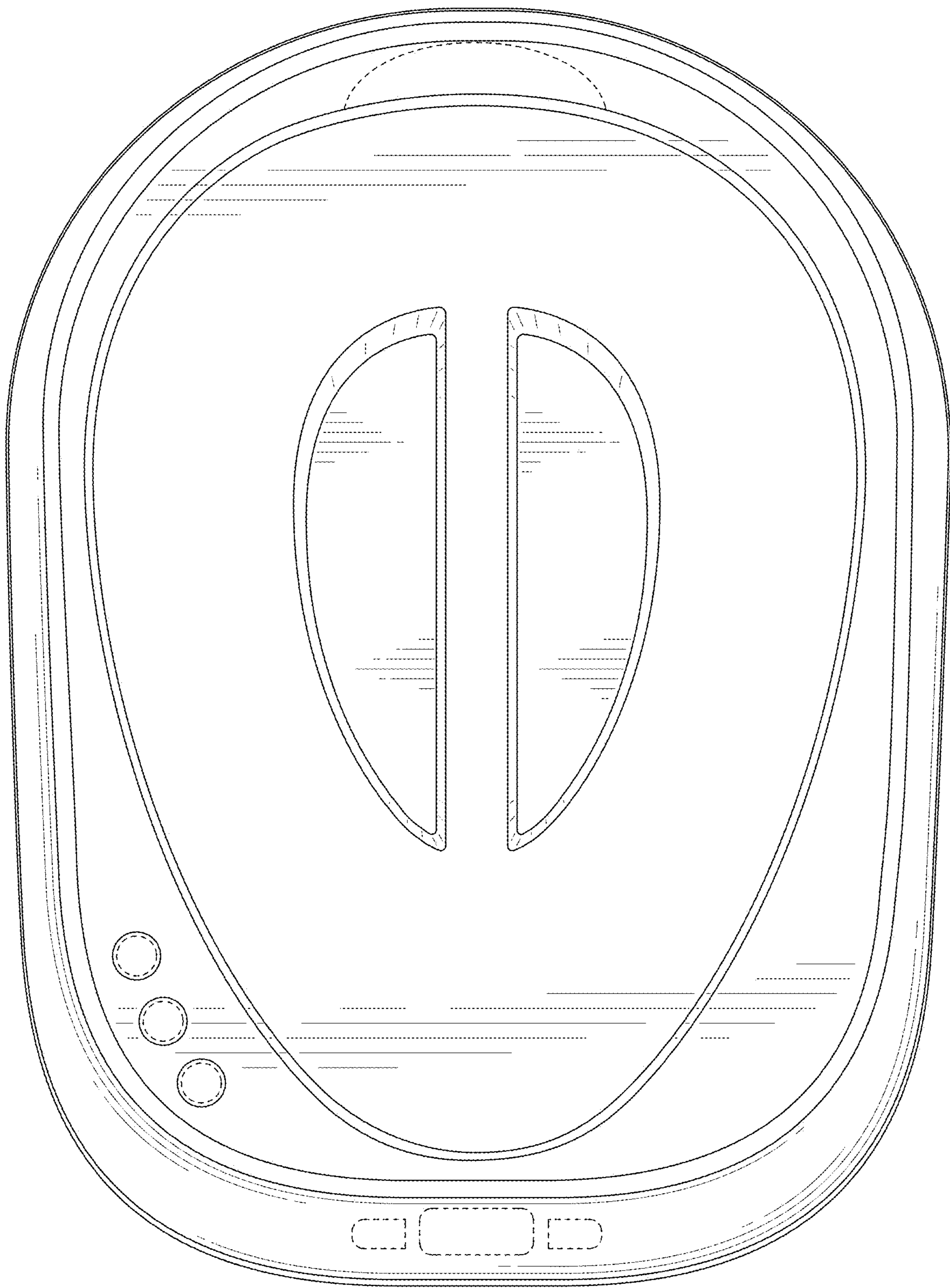


FIG. 7






FIG. 8

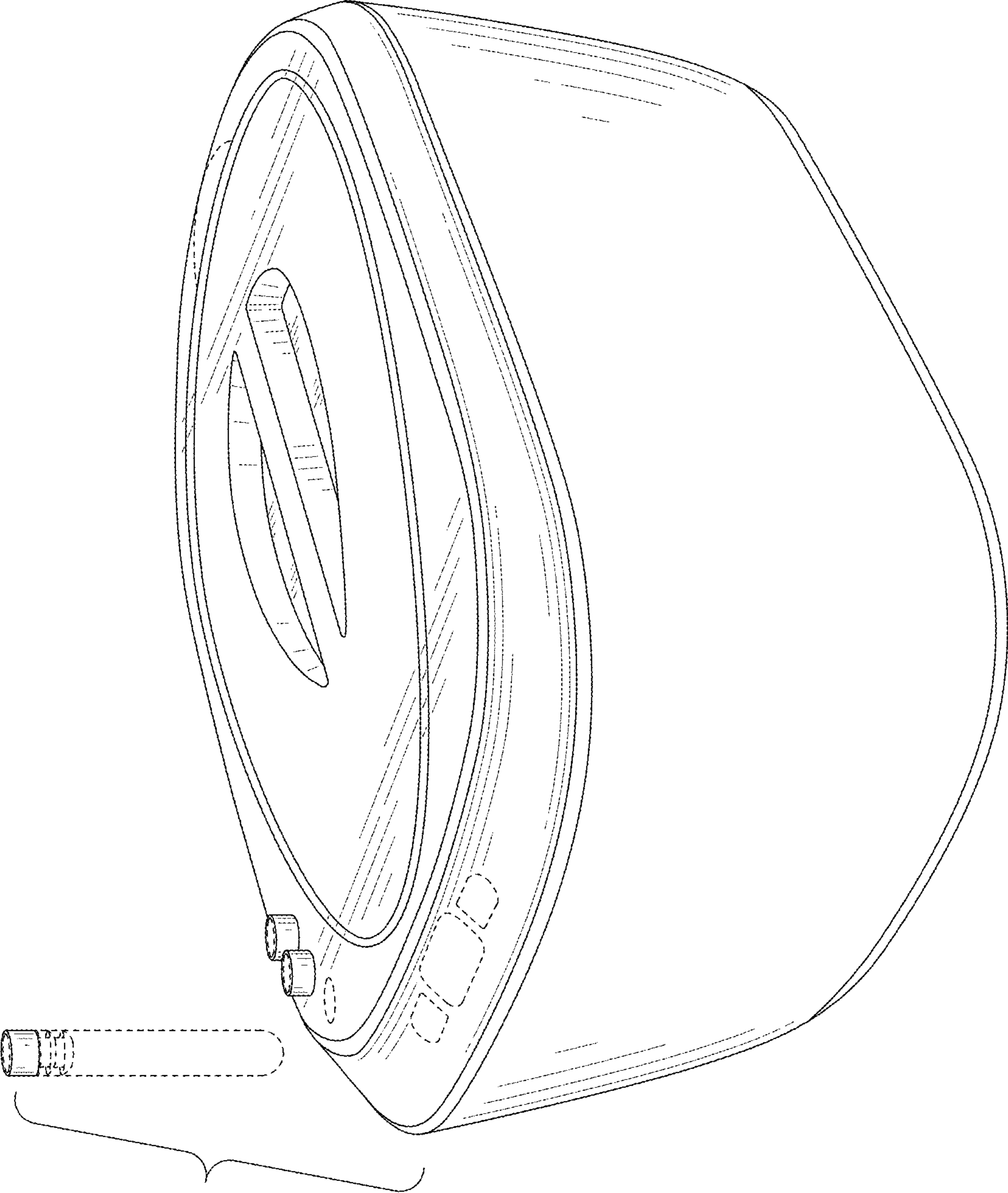


FIG. 9