



US00D948052S

(12) **United States Design Patent**
Kang

(10) **Patent No.:** **US D948,052 S**

(45) **Date of Patent:** **** Apr. 5, 2022**

(54) **PART OF SPINAL FUSION CAGE**
(71) Applicant: **L&K Biomed Co., Ltd.**, Yongin-si (KR)
(72) Inventor: **Gook Jin Kang**, Seoul (KR)
(**) Term: **15 Years**
(21) Appl. No.: **35/510,470**

10,463,499 B2 * 11/2019 Emerick A61F 2/4014
D868,968 S * 12/2019 Haworth D24/155
D919,089 S * 5/2021 Termanini D24/155
D929,594 S * 8/2021 Sin D24/155
D930,160 S * 9/2021 Sin D24/155
2004/0088052 A1 * 5/2004 Dearnaley C23C 16/0245
623/16.11
2006/0052880 A1 * 3/2006 Brosnahan, III A61F 2/30767
623/23.39
2010/0217395 A1 * 8/2010 Bertagnoli A61B 17/1604
623/17.16

(Continued)

(22) Filed: **Mar. 27, 2020**

(80) **Hague Agreement Data**

Int. Filing Date: **Mar. 27, 2020**
Int. Reg. No.: **DM/209461**
Int. Reg. Date: **Mar. 27, 2020**
Int. Reg. Pub. Date: **Oct. 2, 2020**

(30) **Foreign Application Priority Data**

Oct. 7, 2019 (KR) 30-2019-0047893

(51) **LOC (13) Cl.** **24-03**

(52) **U.S. Cl.**
USPC **D24/155**

(58) **Field of Classification Search**
USPC D24/155; D21/478-480, 484
CPC A61F 2/44
See application file for complete search history.

(56) **References Cited**

U.S. PATENT DOCUMENTS

D269,715 S * 7/1983 Tovey 424/467
D277,607 S * 2/1985 Himeno D24/155
D286,909 S * 11/1986 Black 623/10
D445,955 S * 7/2001 Neergaard D24/101
D610,686 S * 2/2010 Klawitter D24/155
D643,926 S * 8/2011 Collins D24/155
D724,212 S * 3/2015 Butler A61F 2/442
D24/155
D851,764 S * 6/2019 Termanini D24/155
D851,765 S * 6/2019 Termanini D24/155

OTHER PUBLICATIONS

Ortho Spine News. Aegis Spine, Inc., an innovative subsidiary of L&K BioMed, is proud and eager to announce FDA 510(k) clearance of the new AccelFix Expandable Cage System. Oct. 8, 2019. <https://bit.ly/3DO9iaC> (Year: 2019).*

(Continued)

Primary Examiner — Darcey E Gottschalk


(57) **CLAIM**

The ornamental design for a part of spinal fusion cage, as shown and described.

DESCRIPTION

1. Part of spinal fusion cage
1.1 : Perspective
1.2 : Front
1.3 : Back
1.4 : Left
1.5 : Right
1.6 : Top
1.7 : Bottom
1.8 : Reference view of state of use
1.9 : Reference view of state of use
In the reproductions, the evenly-spaced broken lines show portions of a spinal fusion cage that form no part of the claim; the dash-dot-dash lines represent boundaries of the claimed design that form no part thereof.

1 Claim, 9 Drawing Sheets



(56)

References Cited

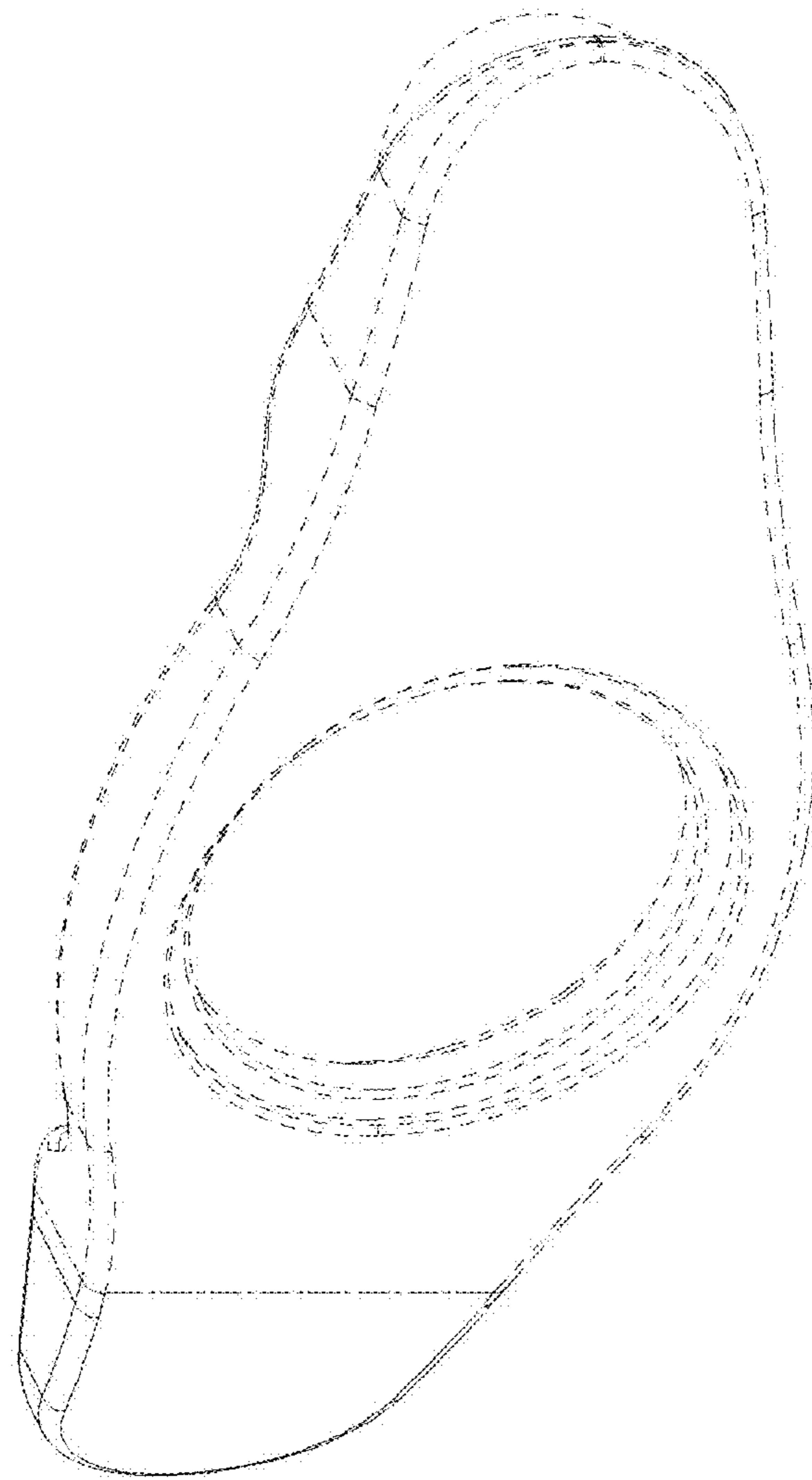
U.S. PATENT DOCUMENTS

2012/0101592 A1* 4/2012 Thomas A61F 2/3603
623/23.55
2017/0281351 A1* 10/2017 Hubbard A61F 2/32

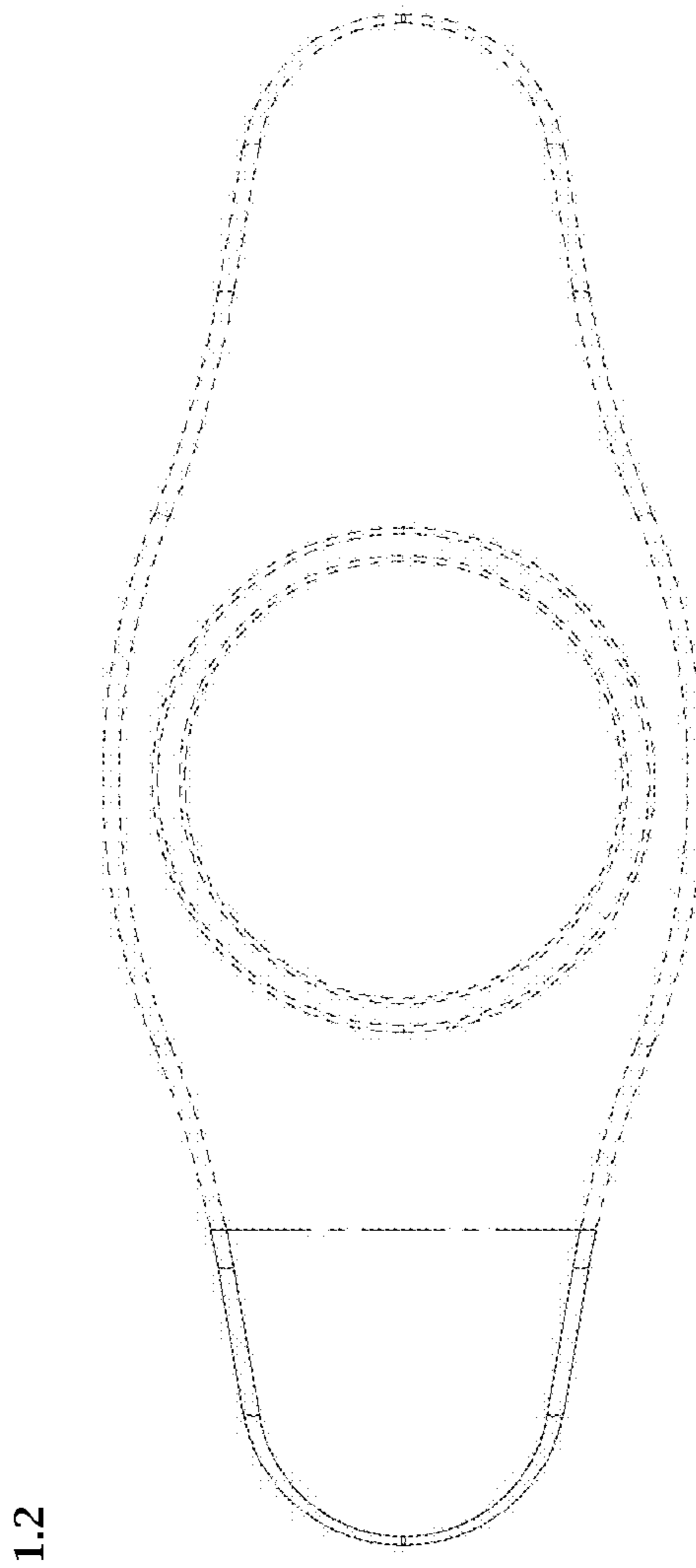
OTHER PUBLICATIONS

LnK Lumbar Interbody Fusion Cage System. Surgical Technique.
2019. http://aegisortho.com.au/wp-content/uploads/2019/01/LnK-Lumbar-Interbody-_Surgical-technique.pdf (Year: 2019).*

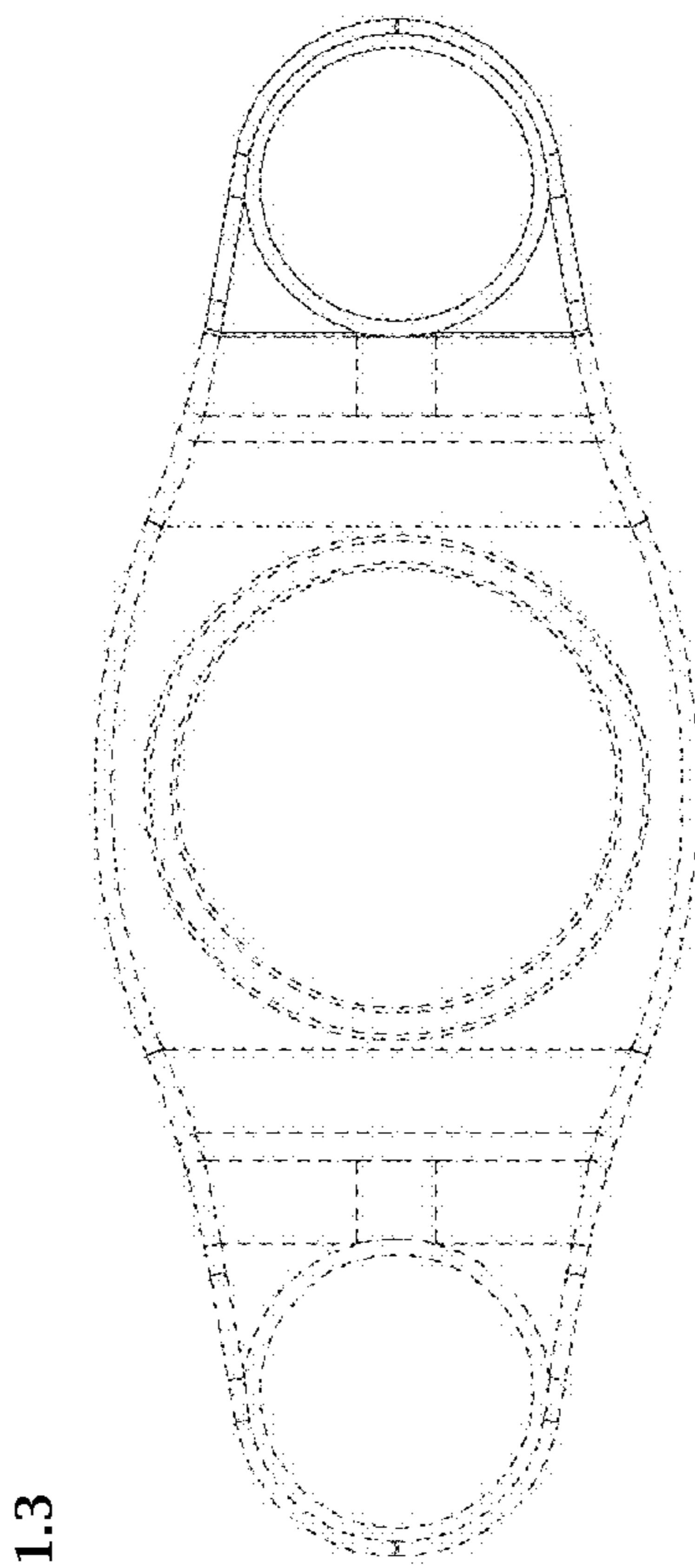
* cited by examiner



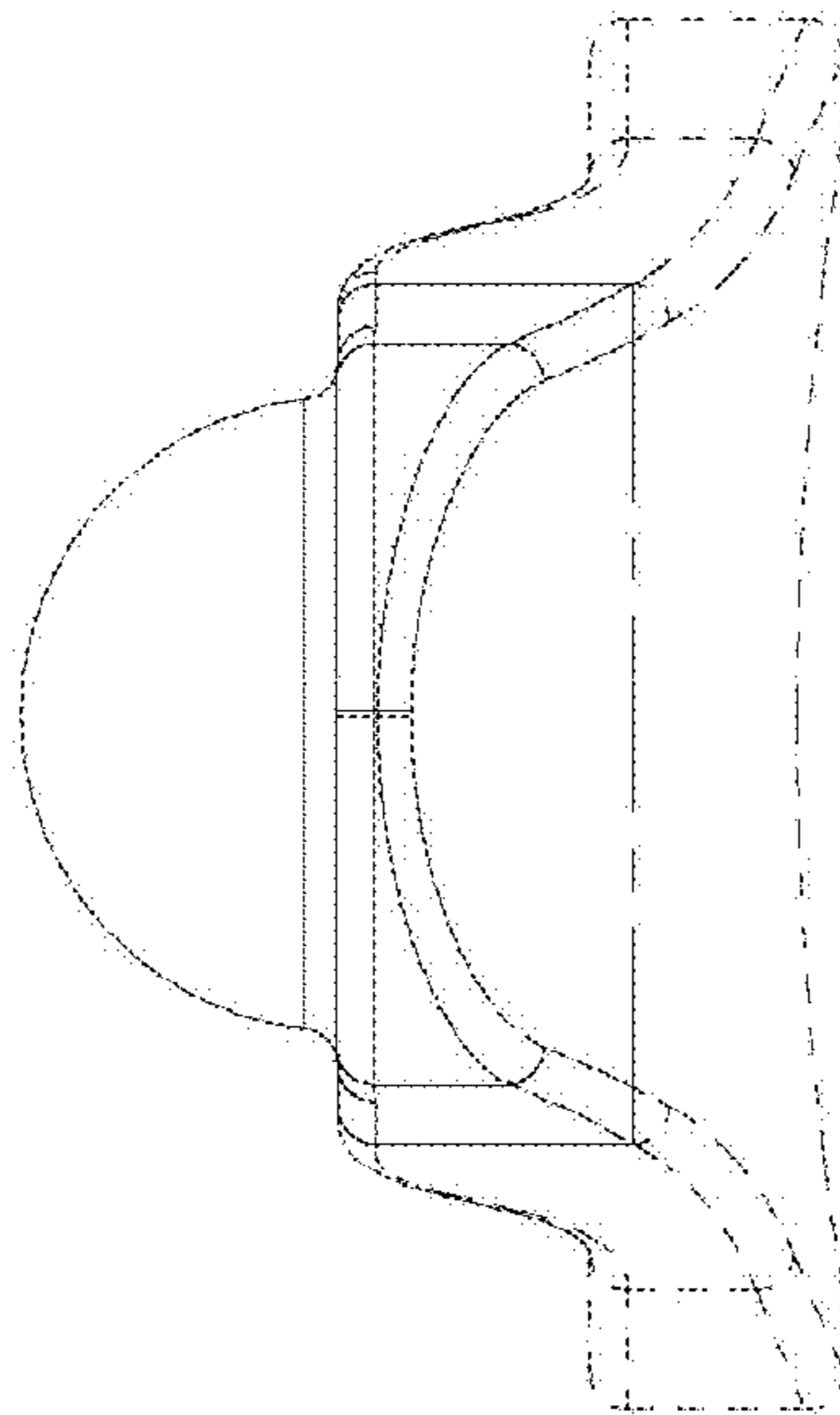
1.1



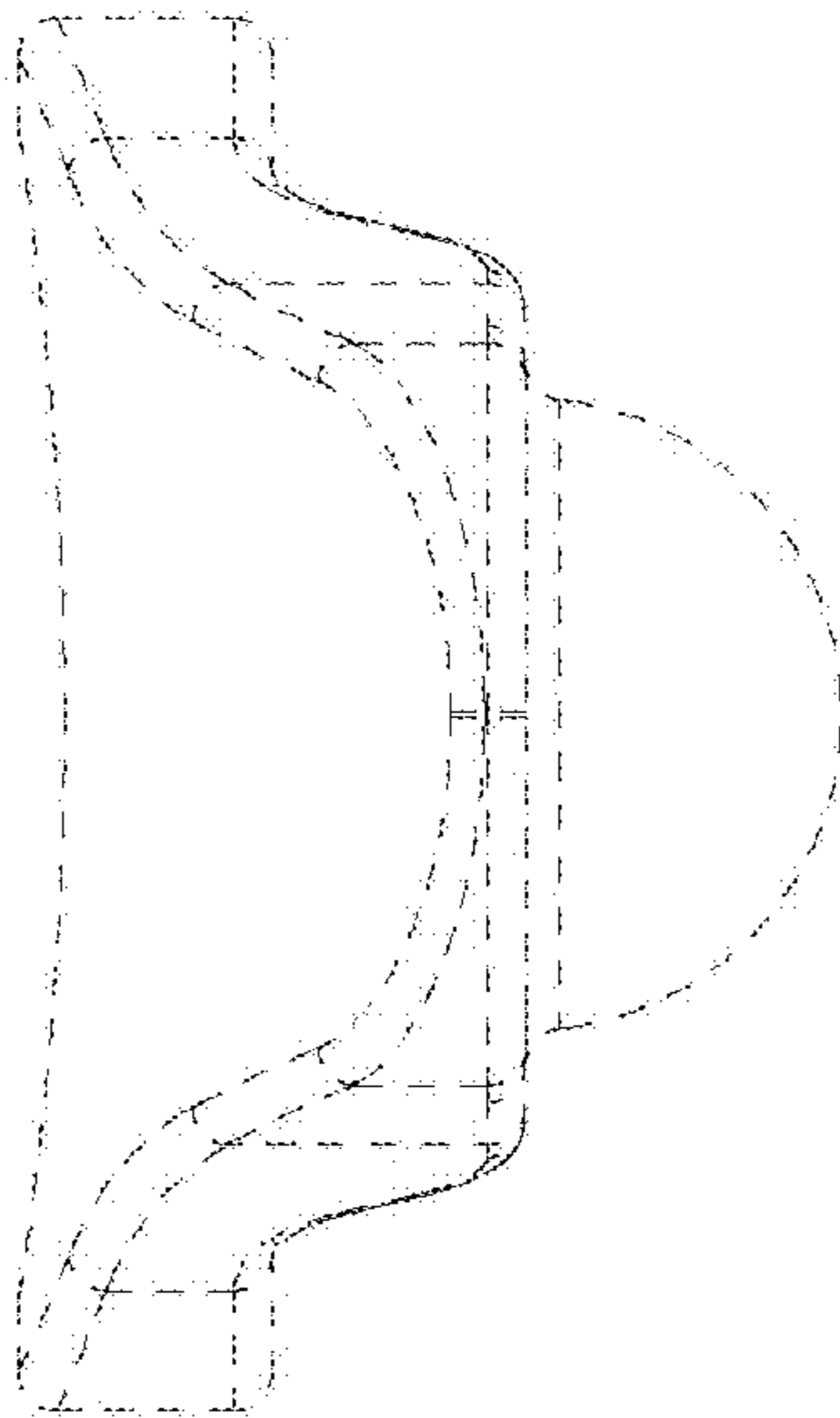
1.2




1.4




1.5



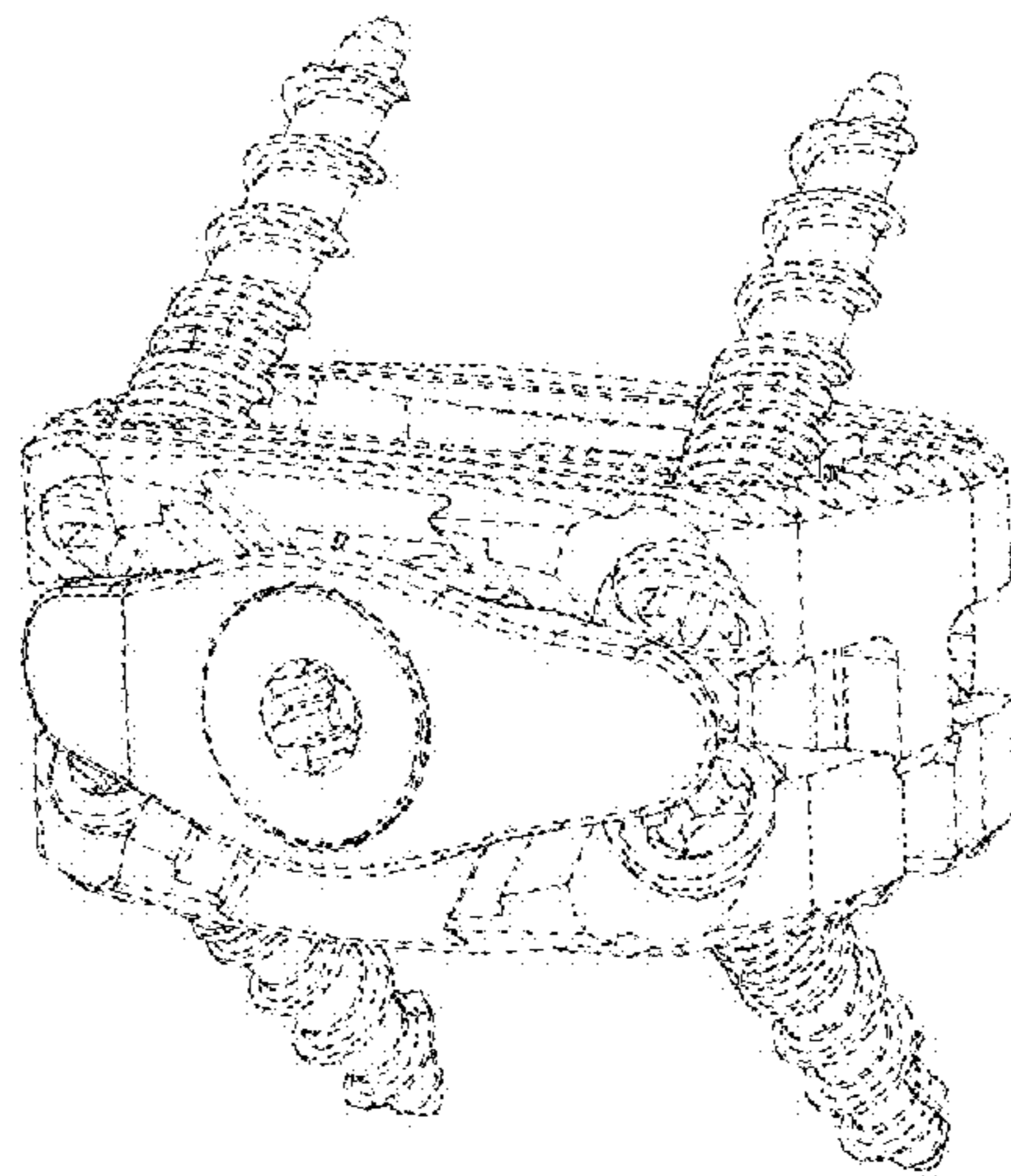
1.6





1.7

1.8



1.9

