



US00D948049S

(12) **United States Design Patent** (10) **Patent No.:** **US D948,049 S**
Young (45) **Date of Patent:** **** Apr. 5, 2022**

(54) **DIE**

(71) Applicant: **Anke Young**, New Canaan, CT (US)

(72) Inventor: **Anke Young**, New Canaan, CT (US)

(**) Term: **15 Years**

(21) Appl. No.: **29/698,610**

(22) Filed: **Jul. 18, 2019**

(51) **LOC (13) Cl.** **24-03**

(52) **U.S. Cl.**
 USPC **D24/155**

(58) **Field of Classification Search**
 USPC D24/155
 CPC A61F 2/07; A61F 2/90; A61F 2/958; A61F
 2002/016; A61F 2002/072; A61F
 2002/075; A61F 2002/91541; A61F
 2220/0075; A61F 2230/0069
 See application file for complete search history.

D369,412 S * 4/1996 Morgan D24/140
 D388,877 S * 1/1998 Morgan D24/155
 D689,913 S * 9/2013 Fu D15/126
 D741,922 S * 10/2015 Cowley D15/136
 D784,536 S * 4/2017 Freudenthal D24/140
 D794,210 S * 8/2017 Jarvis D24/225
 2014/0314895 A1 * 10/2014 Kolbe B30B 15/0082
 425/218

* cited by examiner

Primary Examiner — Charles D Hanson
 (74) *Attorney, Agent, or Firm* — Goldstein Law Offices,
 P.C.

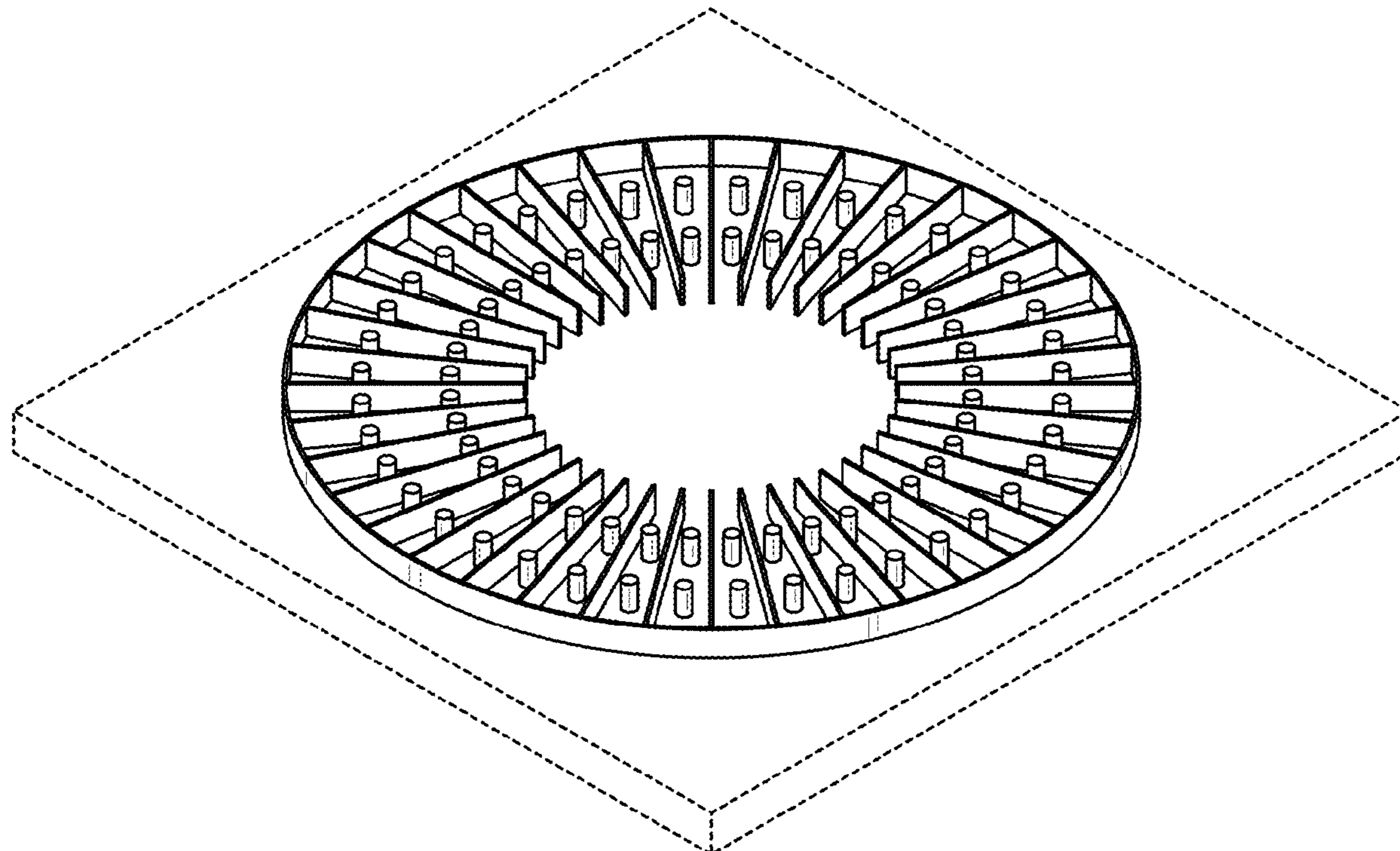
(57) **CLAIM**
 The ornamental design for a die, as shown and described.

DESCRIPTION

FIG. 1 is a perspective view of the die.
 FIG. 2 is a top plan view of the die.
 FIG. 3 is a bottom plan view thereof.
 FIG. 4 is a front elevational view thereof.
 FIG. 5 is a rear elevational view thereof.
 FIG. 6 is a right side elevational view thereof; and,
 FIG. 7 is a left side elevational view thereof.
 The broken lines showing in FIGS. 1-7 are included for the
 purpose of showing unclaimed subject matter and form no
 part of the claimed design.

1 Claim, 5 Drawing Sheets

(56) **References Cited**
 U.S. PATENT DOCUMENTS
 D363,123 S * 10/1995 Morgan D24/140
 D363,546 S * 10/1995 Morgan D10/104.1



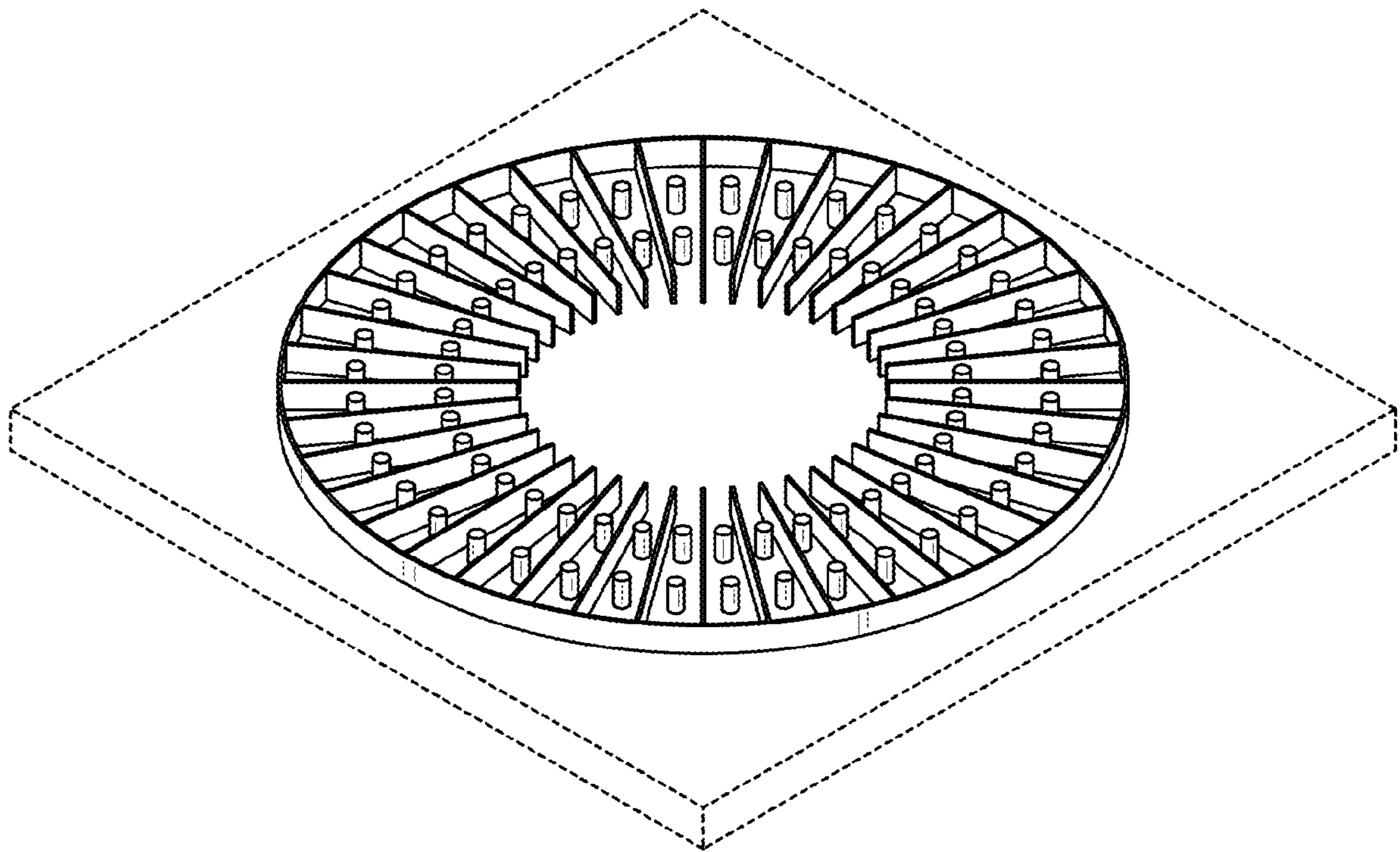


FIG. 1

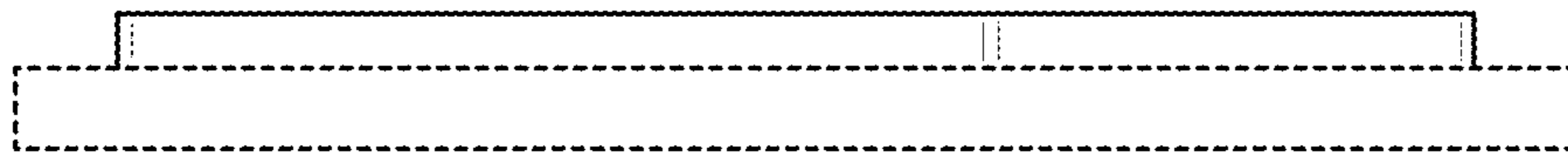


FIG. 2



FIG. 3

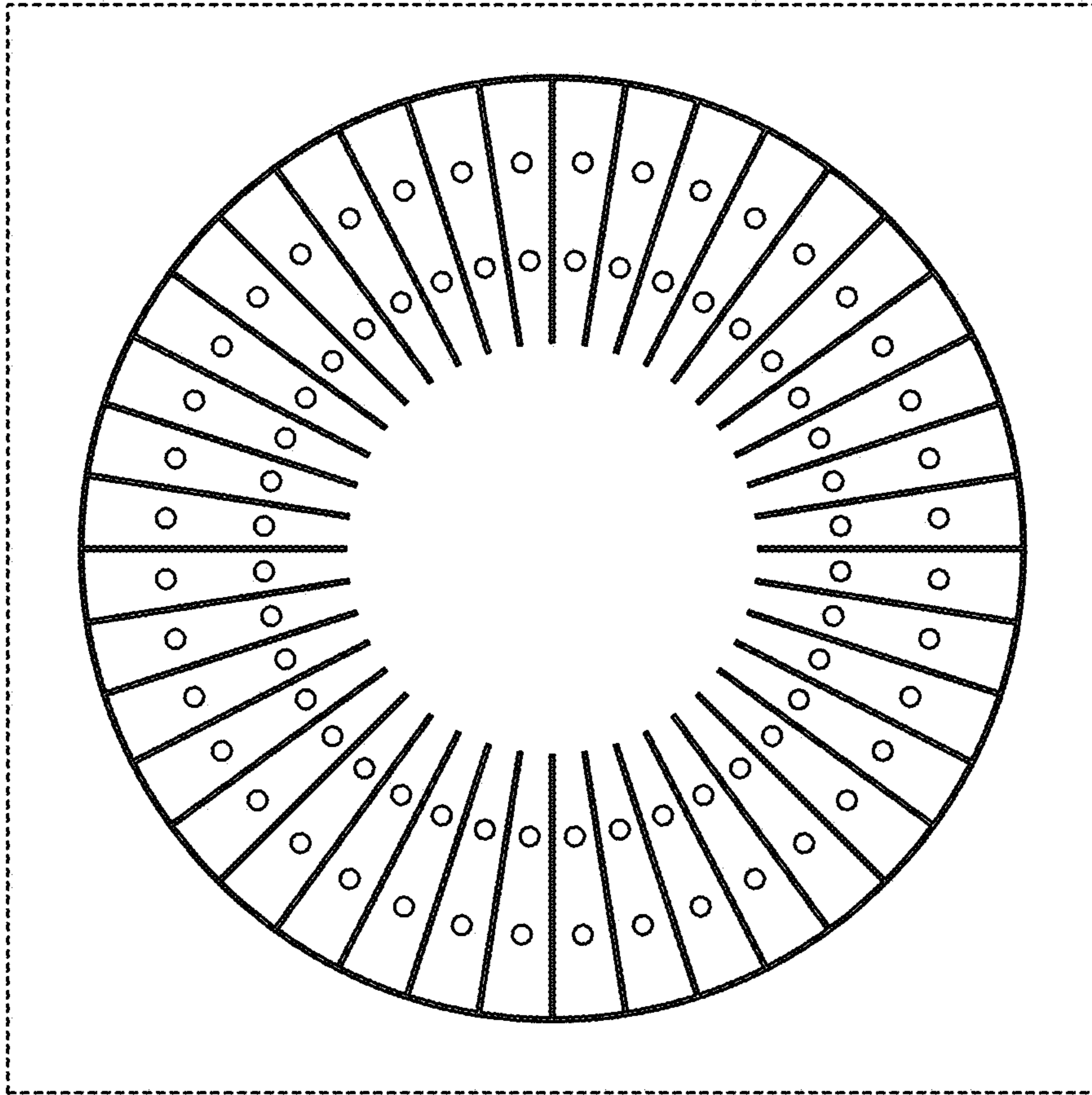


FIG. 4




FIG. 5




FIG. 6



FIG. 7