



US00D948006S

(12) **United States Design Patent** (10) **Patent No.:** **US D948,006 S**
Kollmann et al. (45) **Date of Patent:** **** *Apr. 5, 2022**

(54) **HEATER EXTENSION MODULE**
(71) Applicant: **Robert Bosch GmbH**, Stuttgart (DE)
(72) Inventors: **Fabian Kollmann**, Stuttgart (DE);
Markus Mottscheller, Nuremberg (DE)
(73) Assignee: **Robert Bosch GmbH**, Stuttgart (DE)
(*) Notice: This patent is subject to a terminal disclaimer.
(**) Term: **15 Years**

Primary Examiner — Ania Aman
(74) *Attorney, Agent, or Firm* — Maginot, Moore & Beck LLP

(21) Appl. No.: **29/645,597**
(22) Filed: **Apr. 27, 2018**
(30) **Foreign Application Priority Data**
Oct. 27, 2017 (EM) 004423820
(51) **LOC (13) Cl.** **23-03**
(52) **U.S. Cl.**
USPC **D23/318**
(58) **Field of Classification Search**
USPC D23/314, 332, 333, 334, 335, 336, 337,
D23/338, 339, 340, 317
CPC F24H 3/0417; F24H 3/0411; F24H 9/02;
F24B 1/18; F24B 1/182; F24B 1/1808;
F24B 1/181
See application file for complete search history.

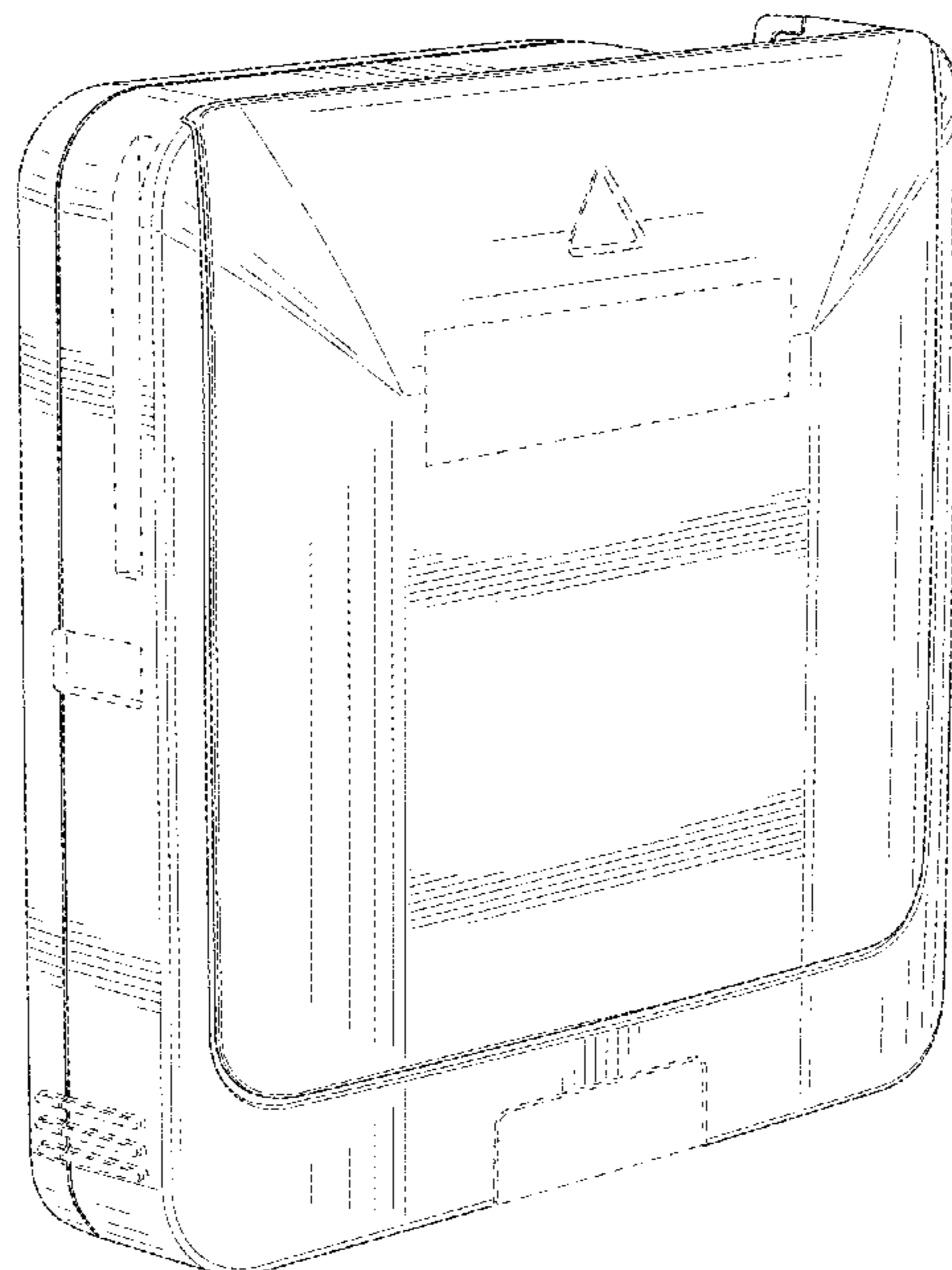
(57) **CLAIM**
The ornamental design for a heater extension module, as shown and described.

(56) **References Cited**
U.S. PATENT DOCUMENTS
D846,102 S * 4/2019 Pellerin D23/332
D860,418 S * 9/2019 Zheng D23/318
D915,570 S * 4/2021 Pellerin D23/332

DESCRIPTION
FIG. 1 is a perspective view of a heater extension module showing our new design;
FIG. 2 is a front elevational view of the heater extension module of FIG. 1;
FIG. 3 is a rear elevational view of the heater extension module of FIG. 1;
FIG. 4 is a right side elevational view of the extension module heater of FIG. 1;
FIG. 5 is a left side elevational view of the heater extension module of FIG. 1;
FIG. 6 is a top plan view of the heater extension module of FIG. 1; and,
FIG. 7 is a bottom plan view of the heater extension module of FIG. 1.
The broken lines shown in the drawings illustrate portions of the heater extension module that form no part of the claimed design.

* cited by examiner

1 Claim, 6 Drawing Sheets



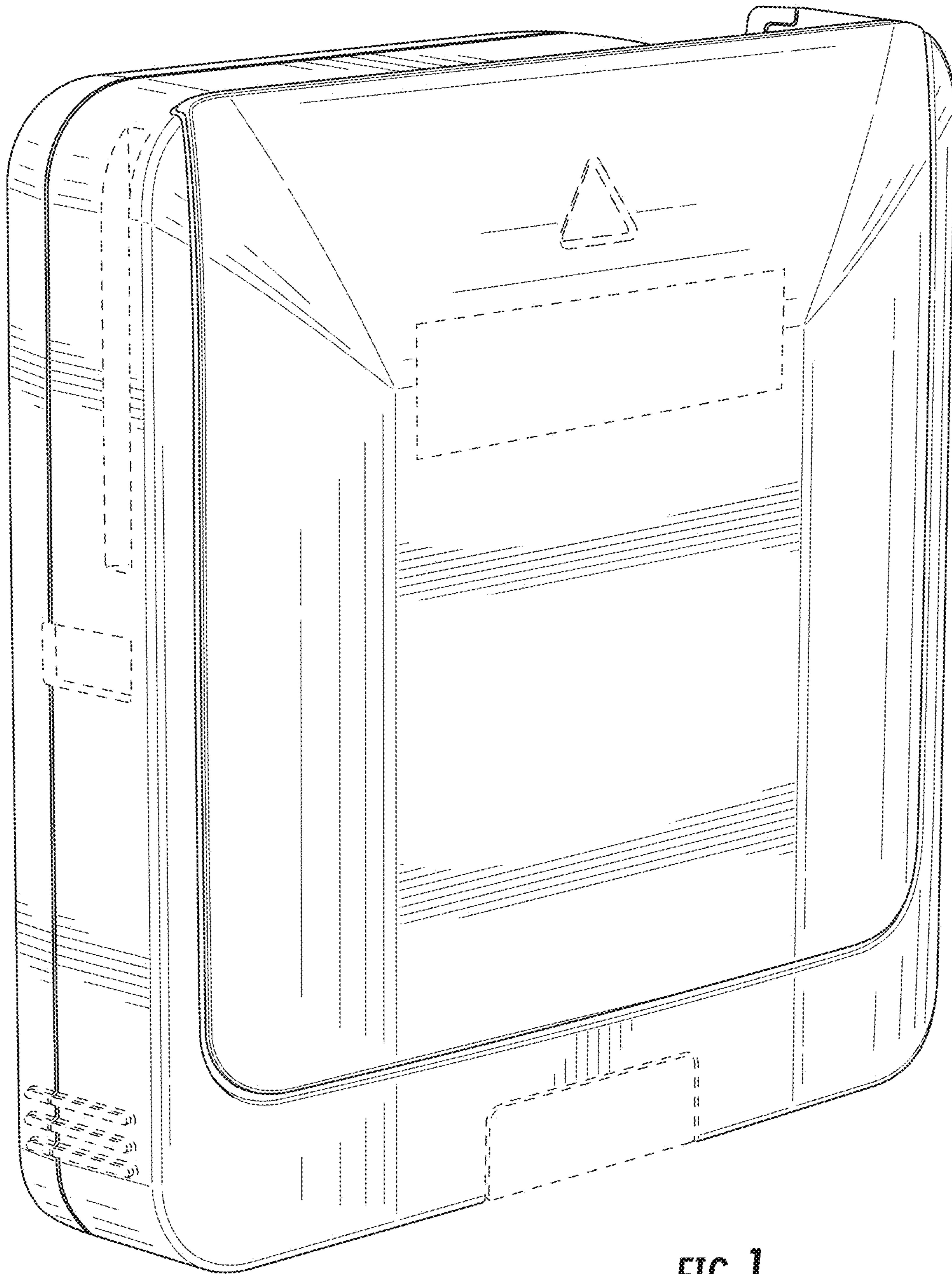


FIG. 1

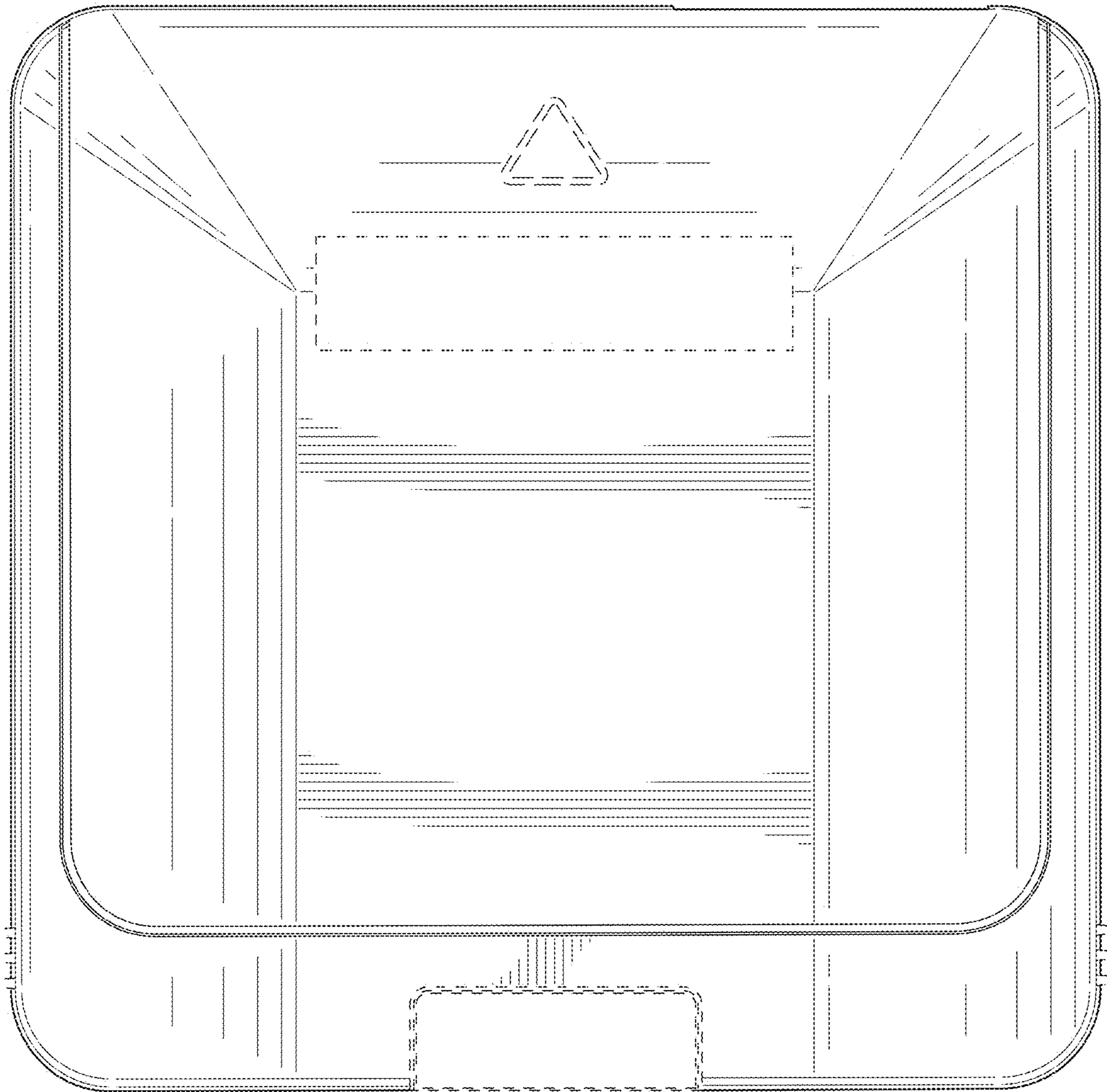


FIG. 2

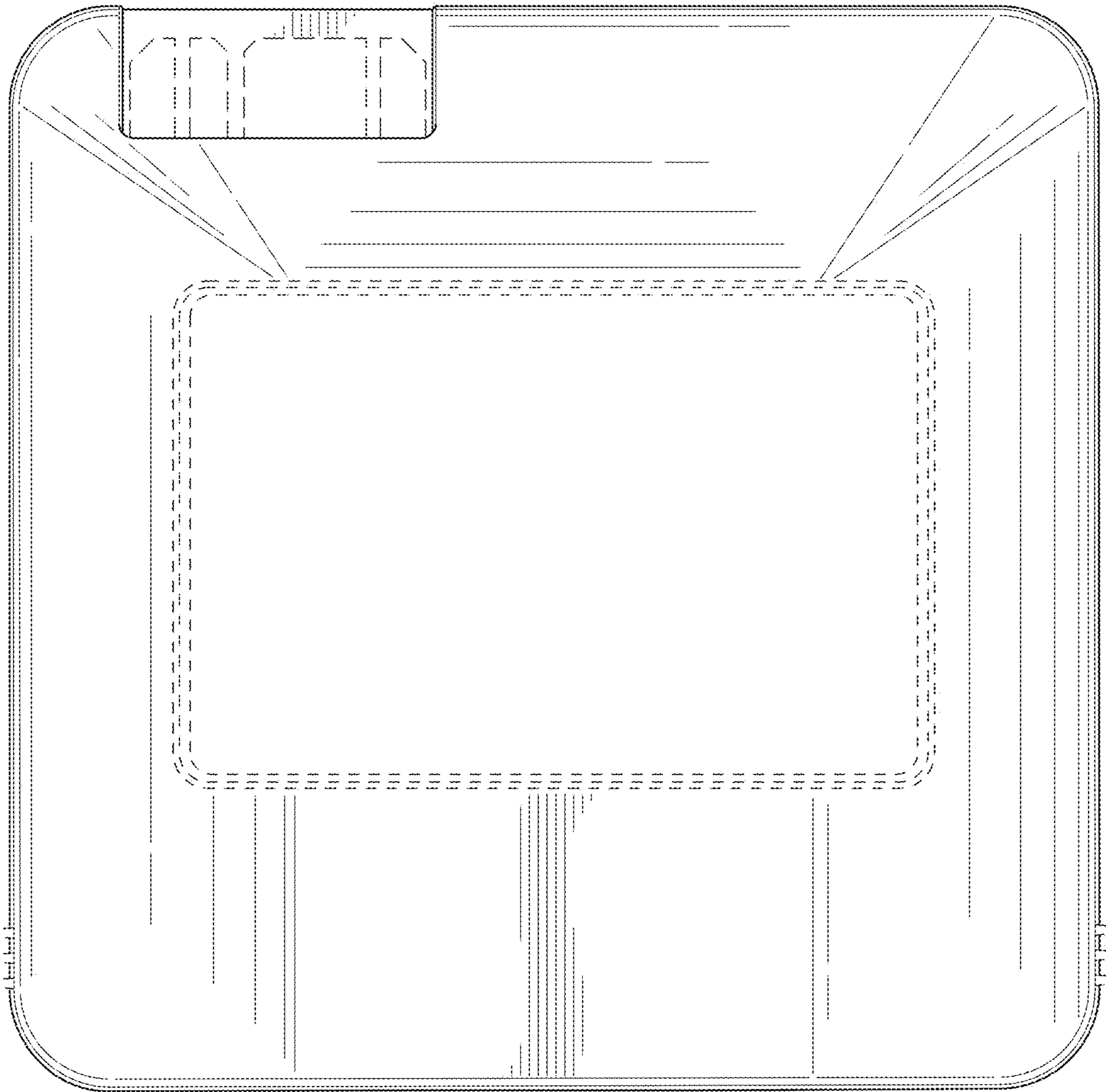


FIG. 3




FIG. 4

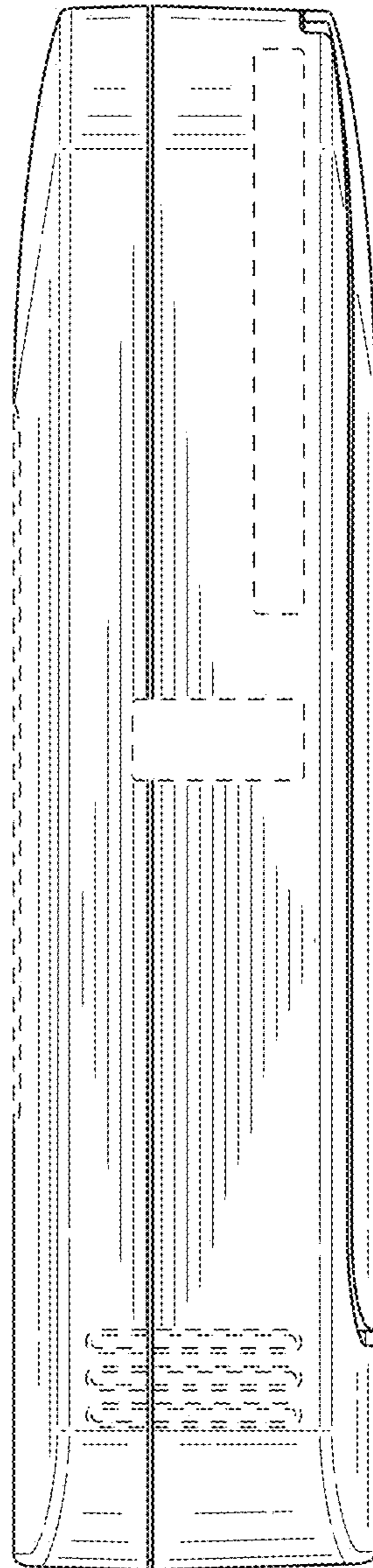


FIG. 5




FIG. 6

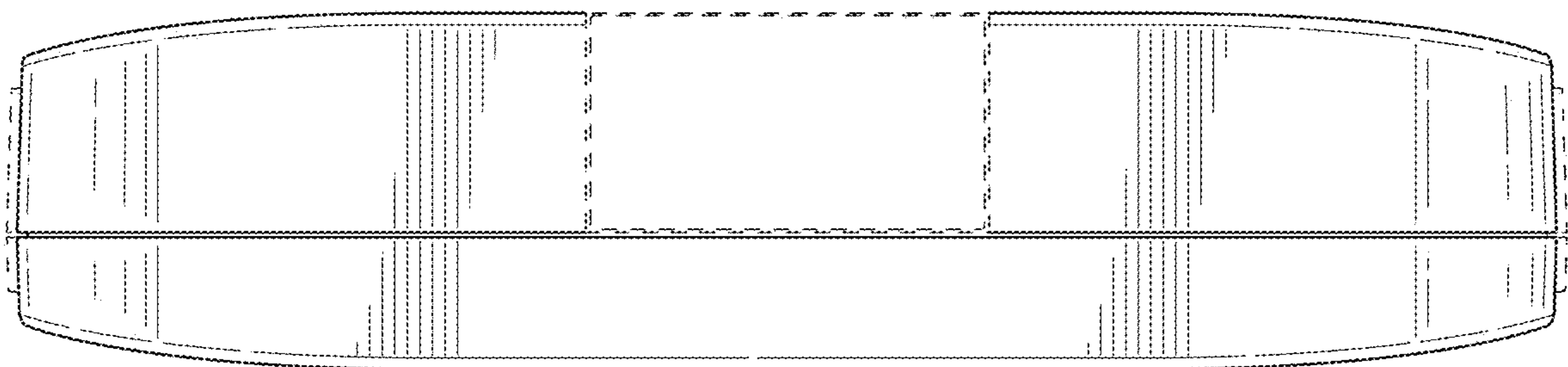


FIG. 7