



US00D947990S

(12) **United States Design Patent** (10) **Patent No.:** **US D947,990 S**
Tao (45) **Date of Patent:** **** Apr. 5, 2022**

(54) **PET WATER DISPENSER FILTER**
(71) Applicant: **Shenzhen Jincan Pet Products CO., LTD**, Shenzhen (CN)
(72) Inventor: **Xiaocan Tao**, Shenzhen (CN)
(73) Assignee: **Shenzhen Jincan Pet Products CO., LTD**, Shenzhen (CN)
(**) Term: **15 Years**
(21) Appl. No.: **29/760,300**
(22) Filed: **Nov. 30, 2020**

(30) **Foreign Application Priority Data**
Jul. 27, 2020 (CN) 202030413560.6
(51) **LOC (13) Cl.** **23-01**
(52) **U.S. Cl.**
USPC **D23/209**
(58) **Field of Classification Search**
USPC D23/207-210, 355, 363, 365; D3/313;
D15/90; D24/162
CPC C02F 1/002; C02F 1/003; C02F 2307/02;
C02F 2307/04; C02F 2307/10; B01D
2239/06; B01D 2221/02; B01D 39/14;
B65D 1/36; A01K 7/025
See application file for complete search history.

(56) **References Cited**
U.S. PATENT DOCUMENTS
4,381,847 A * 5/1983 Bessett B65D 1/36
229/406
D762,833 S * 8/2016 Ogg D23/365
10,165,753 B1 * 1/2019 Huang A01K 7/02
D859,936 S * 9/2019 Buck D7/629
D864,477 S * 10/2019 Liu D27/167
10,779,508 B2 * 9/2020 Imaizumi A01K 7/025
D912,763 S * 3/2021 Huang D23/209
D935,552 S * 11/2021 Wang D23/209

2016/0200598 A1* 7/2016 Rajan C02F 1/283
210/314
2018/0297742 A1* 10/2018 Dube B65D 1/24
2019/0075755 A1* 3/2019 Imaizumi A01K 7/00

OTHER PUBLICATIONS

Replacement Filters for Kasty 3L Cat Water Fountain, Oct. 21, 2020, Amazon, site visited Jan. 10, 2022: <https://www.amazon.com/dp/B08LKJLBX3/> (Year: 2020).
EPICKA Pet Fountain Filters, Jul. 23, 2019, Amazon, site visited Jan. 10, 2022: <https://www.amazon.com/dp/B07VPCYMRR/> (Year: 2019).
PK.ZTopia Cat Fountain Filter, Dec. 4, 2019, Amazon, site visited Jan. 10, 2022: <https://www.amazon.com/dp/B082CVL6BX/> (Year: 2019).

* cited by examiner

Primary Examiner — Jack Reickel
Assistant Examiner — Bobby W Jones, II
(74) *Attorney, Agent, or Firm* — True Shepherd LLC;
Andrew C. Cheng

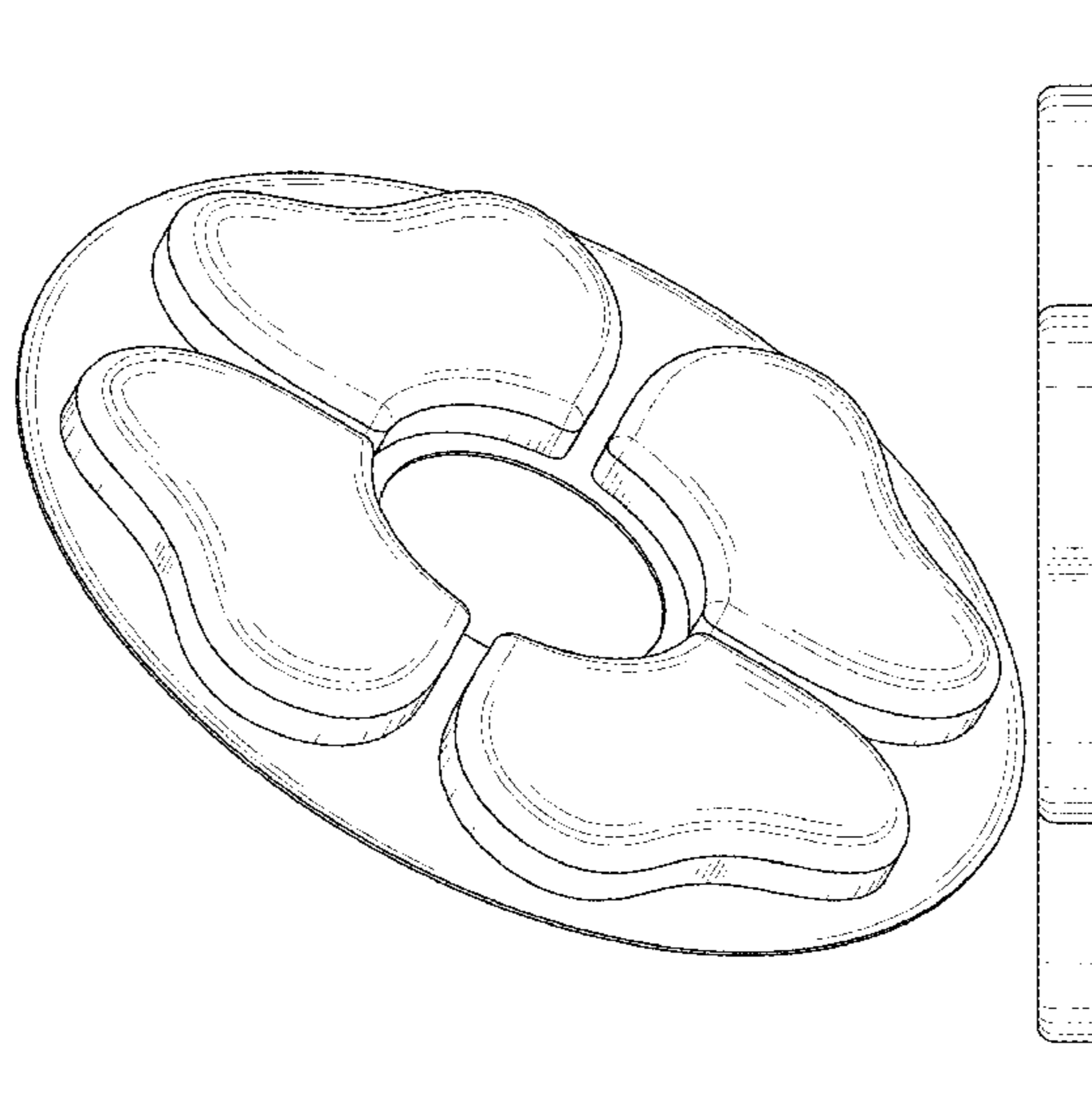
(57) **CLAIM**

The ornamental design for pet water dispenser filter, as shown and described.

DESCRIPTION

FIG. 1 is a perspective view of a pet water dispenser filter showing my new design;
FIG. 2 is another perspective view thereof;
FIG. 3 is a front view thereof;
FIG. 4 is a rear view thereof;
FIG. 5 is a left side view thereof;
FIG. 6 is a right side view thereof;
FIG. 7 is a top plan view thereof; and,
FIG. 8 is a bottom plan view thereof.

1 Claim, 6 Drawing Sheets



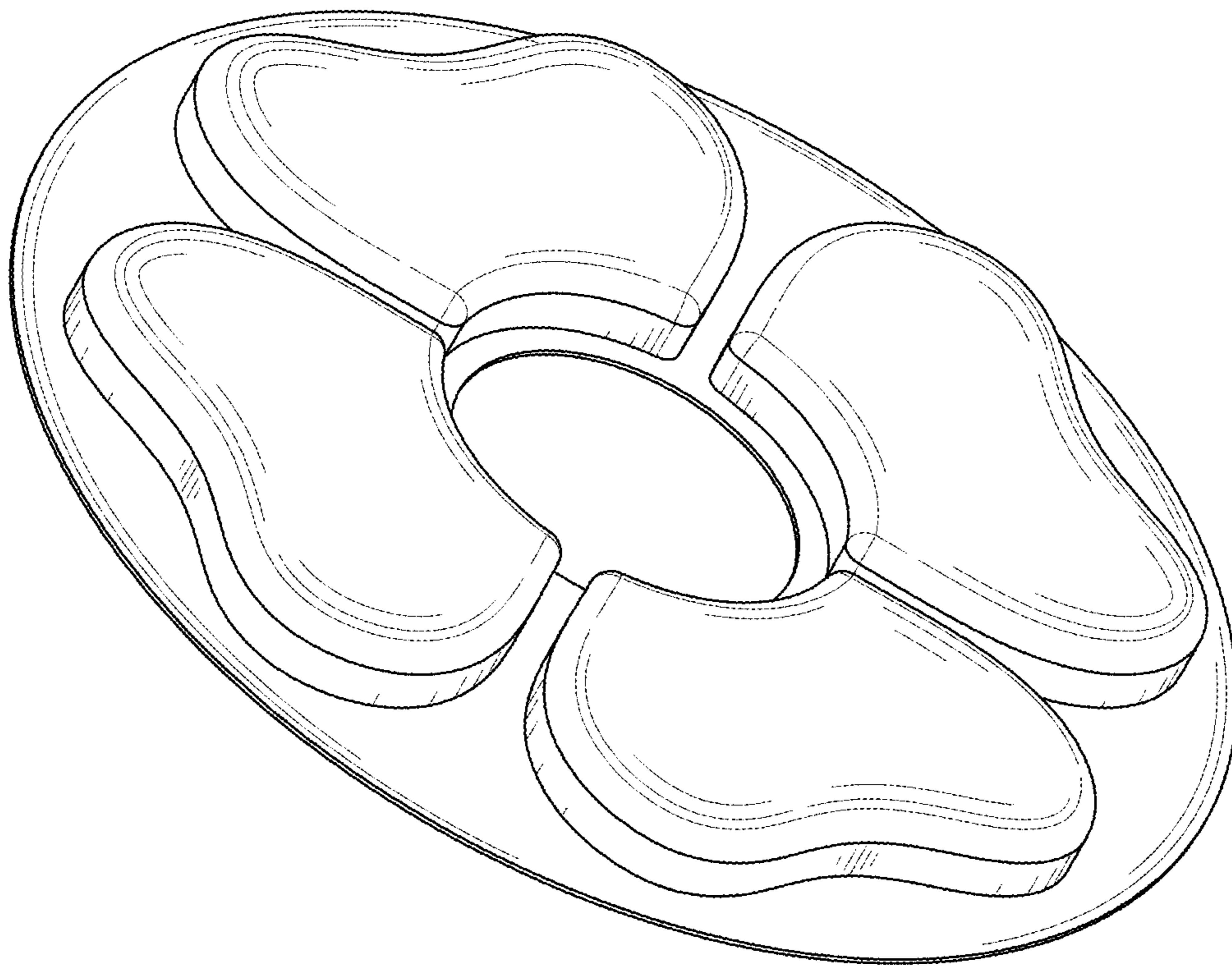


FIG. 1

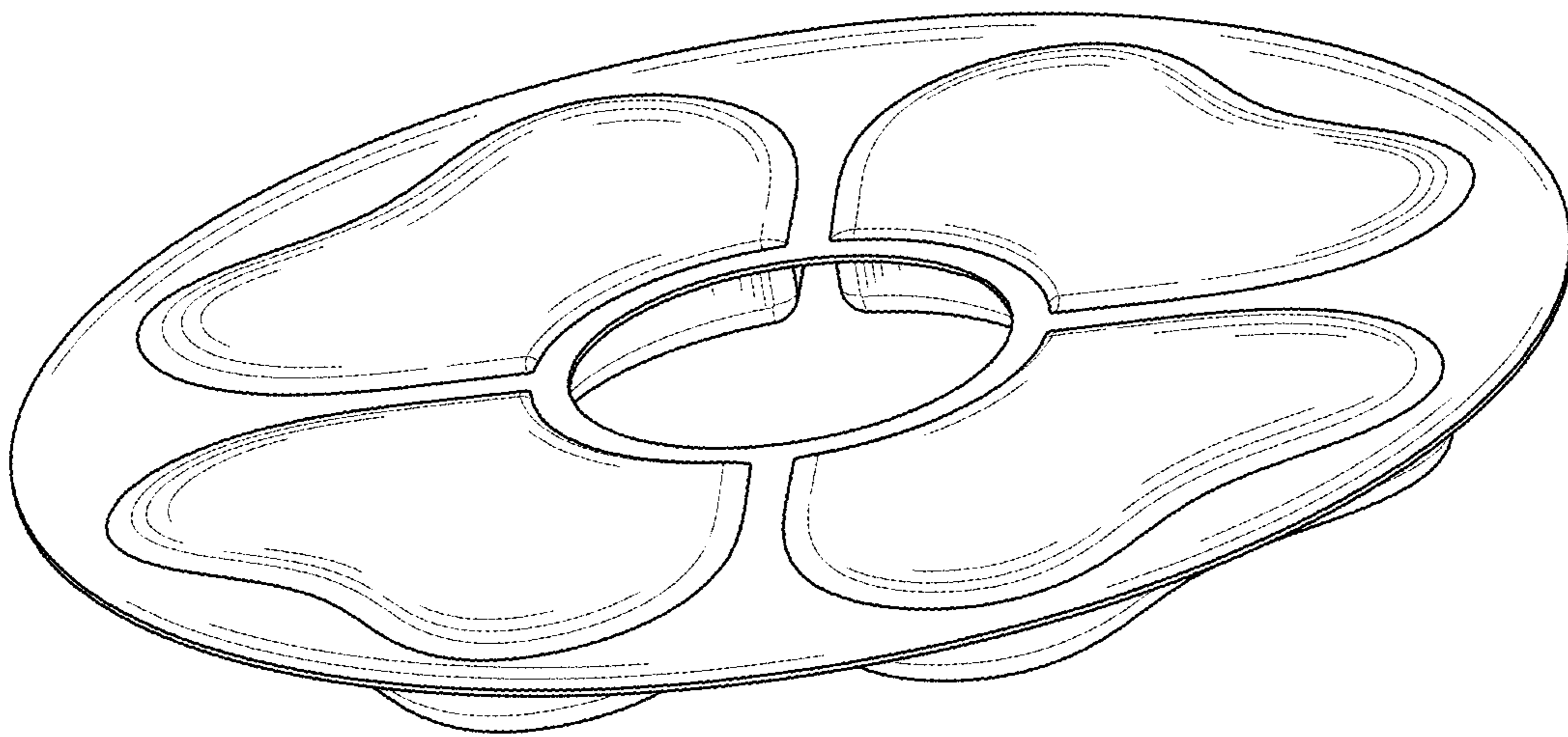


FIG. 2




FIG. 3




FIG. 4




FIG. 5

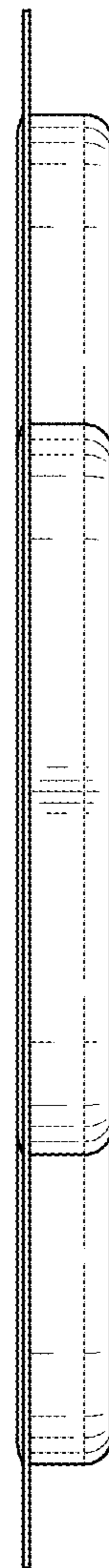


FIG. 6

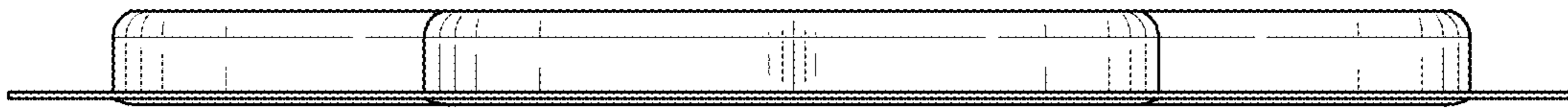


FIG. 7




FIG. 8