



US00D947973S

(12) **United States Design Patent** (10) **Patent No.:** **US D947,973 S**
Zhou (45) **Date of Patent:** **** Apr. 5, 2022**

(54) **SWIMMING POOL FLOAT**
(71) Applicant: **JieYi Zhou**, Guangdong (CN)
(72) Inventor: **JieYi Zhou**, Guangdong (CN)
(**) Term: **15 Years**
(21) Appl. No.: **29/775,568**
(22) Filed: **Mar. 24, 2021**
(51) **LOC (13) Cl.** **21-06**
(52) **U.S. Cl.**
USPC **D21/808**
(58) **Field of Classification Search**
USPC D21/801, 803, 808, 809; D6/595, 596,
D6/597, 598, 601
CPC B63B 32/20; B63B 32/22; B63B 32/51;
B63B 32/54; B63B 35/58; B63B 35/607;
B63B 35/613; B63B 35/62
See application file for complete search history.

D781,979 S 3/2017 Lin
D786,381 S * 5/2017 Heinrich D21/808
D807,459 S * 1/2018 Robinson D21/803
D823,966 S * 7/2018 Berenson D21/809
D830,487 S * 10/2018 Barrett D21/808
D874,598 S * 2/2020 Hsu D21/808
D878,505 S * 3/2020 Watts D21/803
D921,805 S * 6/2021 Katemann D21/803

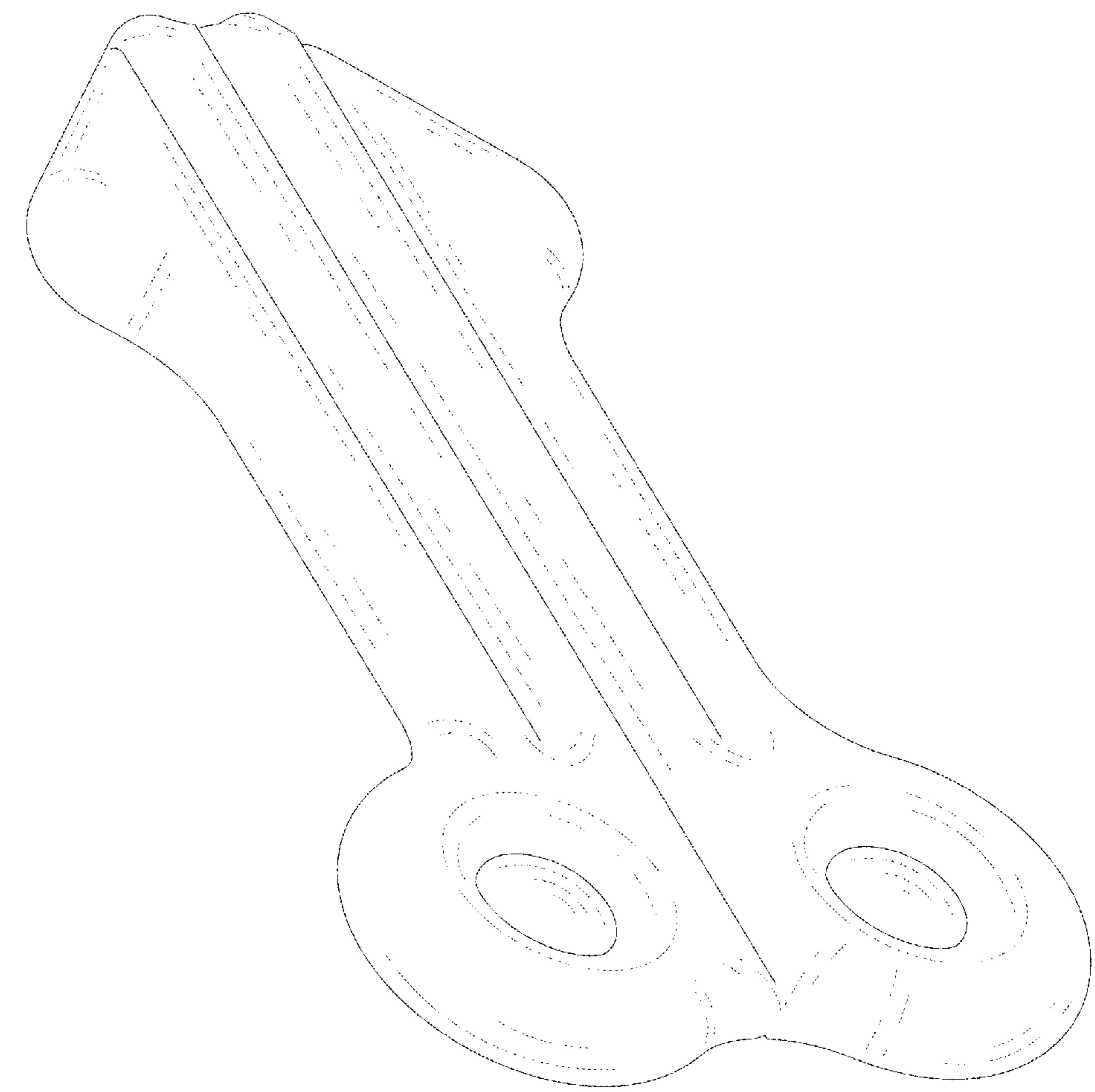
* cited by examiner
Primary Examiner — Zenia I. Bennett

(57) **CLAIM**
The ornamental design for a swimming pool float, as shown and described.

DESCRIPTION
FIG. 1 is a perspective view of a swimming pool float showing my new design;
FIG. 2 is a front view thereof;
FIG. 3 is a back view thereof;
FIG. 4 is a left side view thereof;
FIG. 5 is a right side view thereof;
FIG. 6 is a top view thereof; and,
FIG. 7 is a bottom view thereof.

(56) **References Cited**
U.S. PATENT DOCUMENTS
D423,613 S * 4/2000 Hedberg D21/621
D571,429 S 6/2008 Roberts

1 Claim, 7 Drawing Sheets



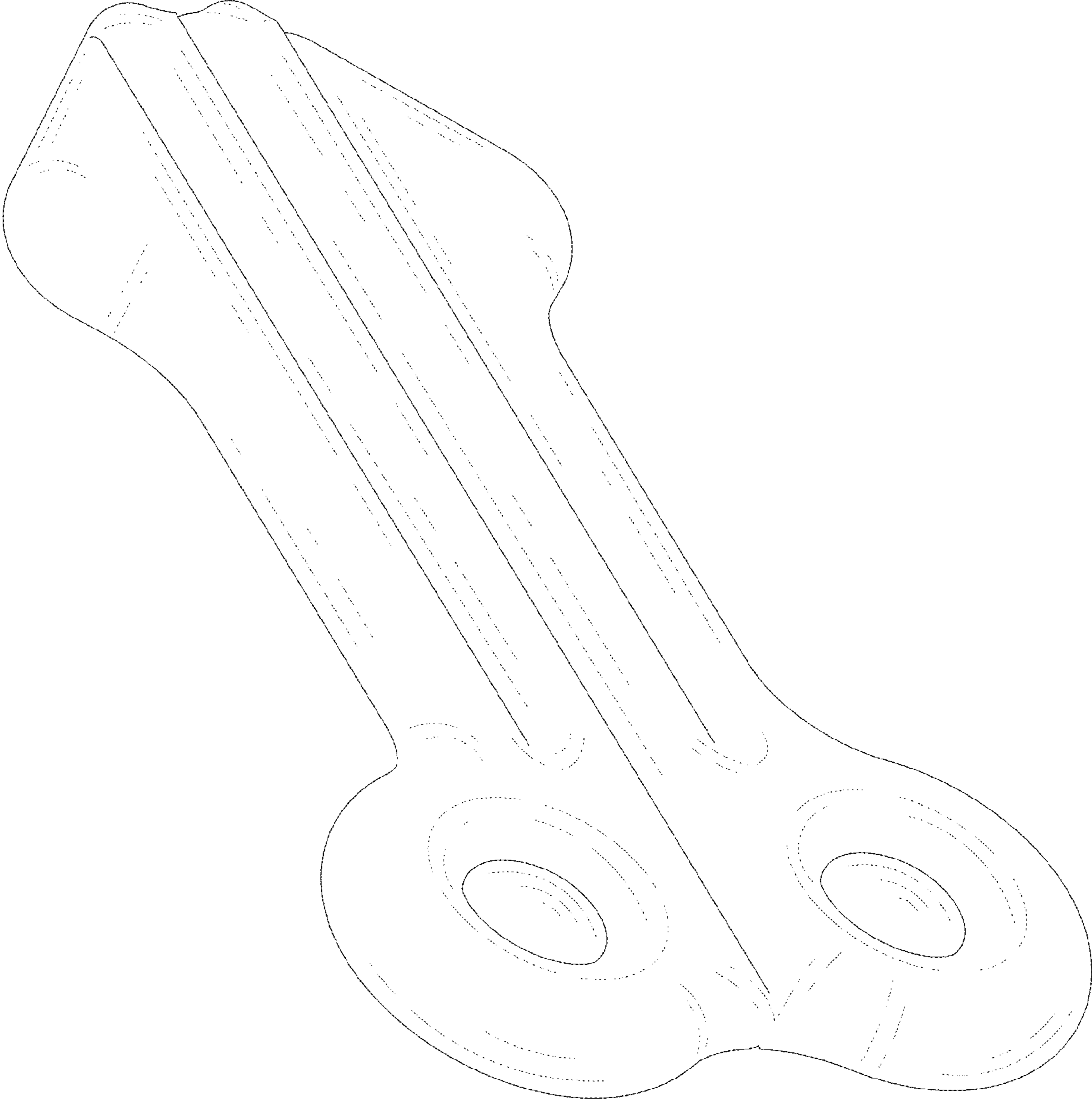


FIG.1

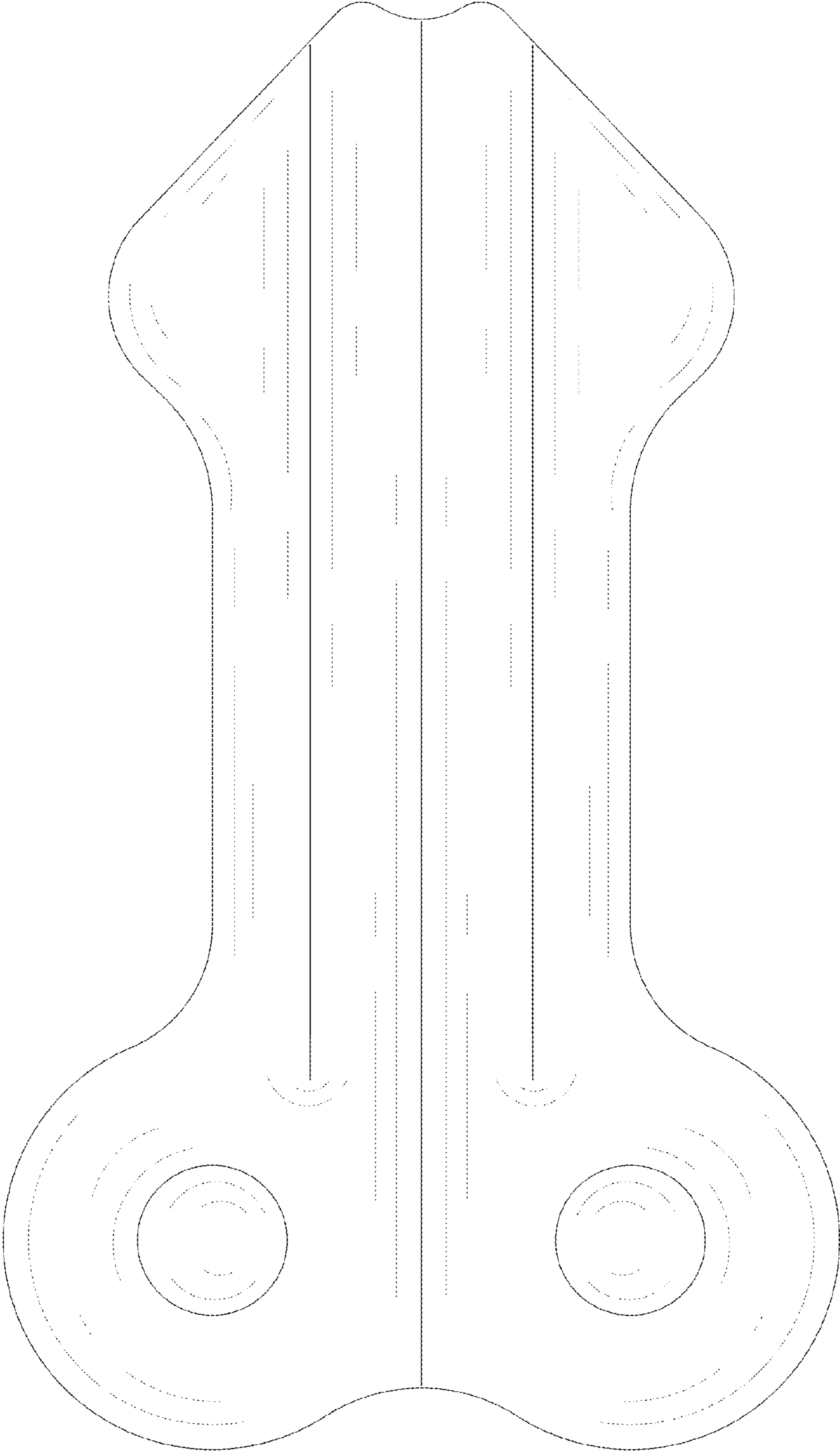


FIG. 2

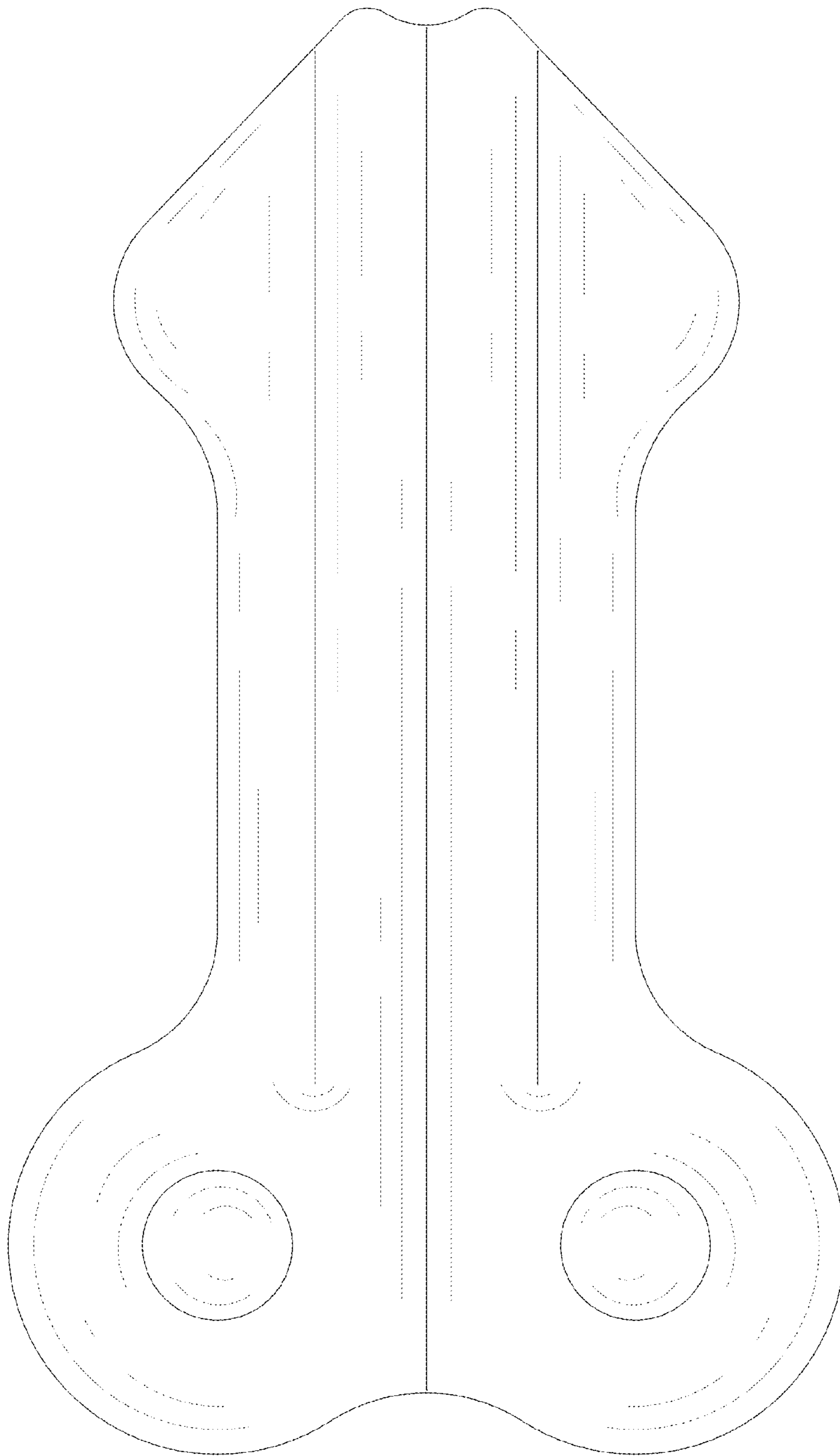


FIG. 3




FIG. 4




FIG. 5

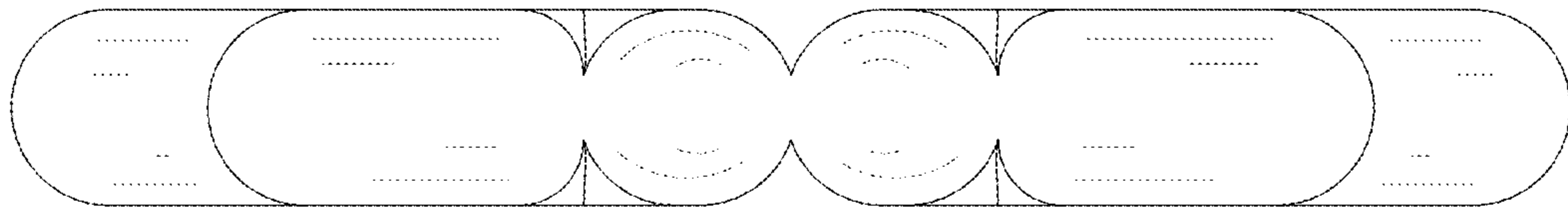


FIG.6

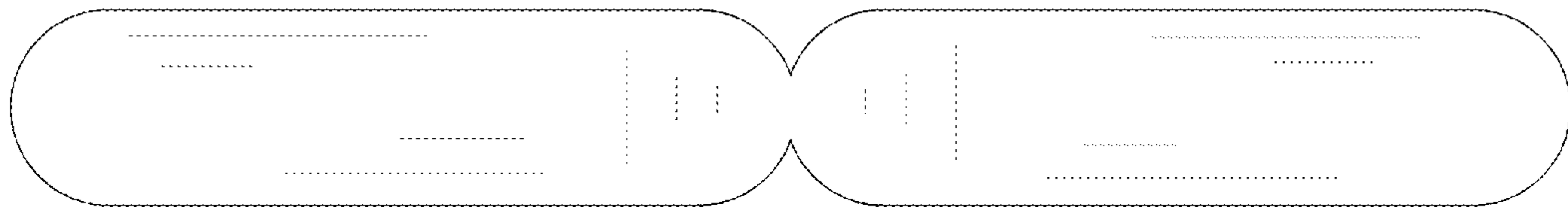


FIG. 7