



US00D947968S

(12) **United States Design Patent**  
**Bai**

(10) **Patent No.:** **US D947,968 S**

(45) **Date of Patent:** **\*\* Apr. 5, 2022**

(54) **TRAINING APPARATUS**

(71) Applicant: **PodiuMax B.V.**, 'S-Gravenhage (NL)

(72) Inventor: **Lin Bai**, Hunan (CN)

(\*\*) Term: **15 Years**

(21) Appl. No.: **35/509,697**

(22) Filed: **Jun. 10, 2020**

(80) **Hague Agreement Data**

Int. Filing Date: **Jun. 10, 2020**

Int. Reg. No.: **DM/208775**

Int. Reg. Date: **Jun. 10, 2020**

Int. Reg. Pub. Date: **Jun. 26, 2020**

(51) **LOC (13) Cl.** ..... **21-02**

(52) **U.S. Cl.**

USPC ..... **D21/716**

(58) **Field of Classification Search**

USPC ..... D21/698, 715-719, 788

CPC ..... A63B 69/002; A63B 69/0073; A63B 69/0091

See application file for complete search history.

(56) **References Cited**

U.S. PATENT DOCUMENTS

4,561,661 A \* 12/1985 Walker ..... A63B 69/0091  
473/423

D399,273 S \* 10/1998 Foley ..... A63B 69/0002  
D21/719

5,957,789 A \* 9/1999 Ainscough ..... A63B 69/0091  
473/423

6,475,108 B1 \* 11/2002 Sarenana, Sr. .... A63B 69/002  
473/420

7,811,183 B1 \* 10/2010 Ohle ..... A63B 69/002  
473/429

7,959,527 B1 \* 6/2011 Pitre ..... A63B 69/0002  
473/430

8,932,155 B2 \* 1/2015 Moore ..... A63B 69/0091  
473/423

D750,184 S \* 2/2016 Gordon ..... A63B 69/0091  
D21/698

9,283,458 B2 \* 3/2016 Achkar ..... A63B 71/0686

D809,075 S \* 1/2018 Frost ..... A63B 69/002  
D21/698

D862,619 S \* 10/2019 Hamilton ..... A63B 69/0091  
D21/719

D862,620 S \* 10/2019 Hamilton ..... A63B 69/0091  
D21/719

2013/0337945 A1 \* 12/2013 Marks ..... A63B 69/0091  
473/423

2016/0199716 A1 \* 7/2016 Nergaard ..... A63B 43/007  
473/446

\* cited by examiner

*Primary Examiner* — Joseph Kukella

(74) *Attorney, Agent, or Firm* — Rothwell, Figg, Ernst & Manbeck, P.C.

(57) **CLAIM**

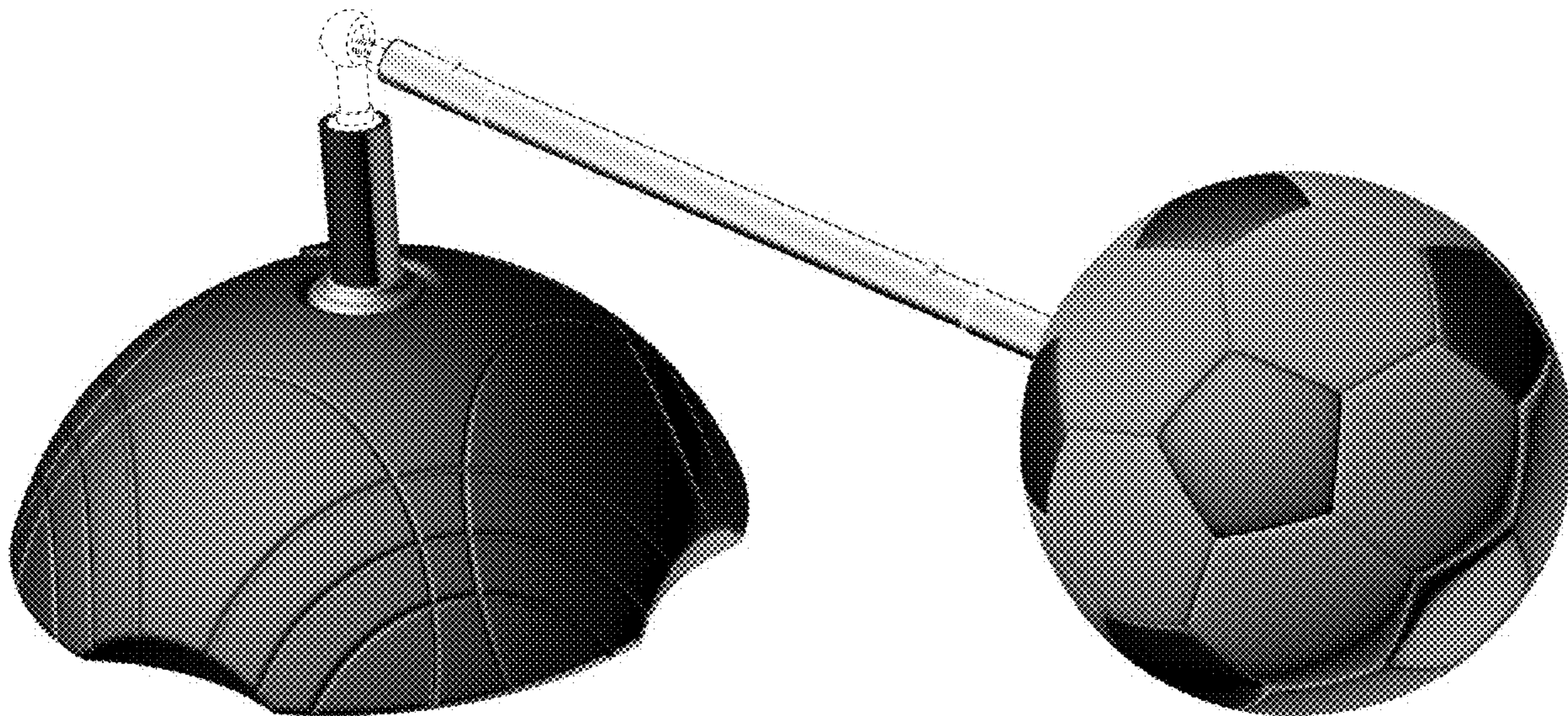
The ornamental design for a training apparatus, as shown and described.


**DESCRIPTION**

- 1. Training apparatus
- 1.1 : Back
- 1.2 : Bottom
- 1.3 : Left
- 1.4 : Right
- 1.5 : Front
- 1.6 : Perspective
- 1.7 : Top

The portions of the training apparatus shown in broken lines form no part of the claimed design.

**1 Claim, 7 Drawing Sheets**





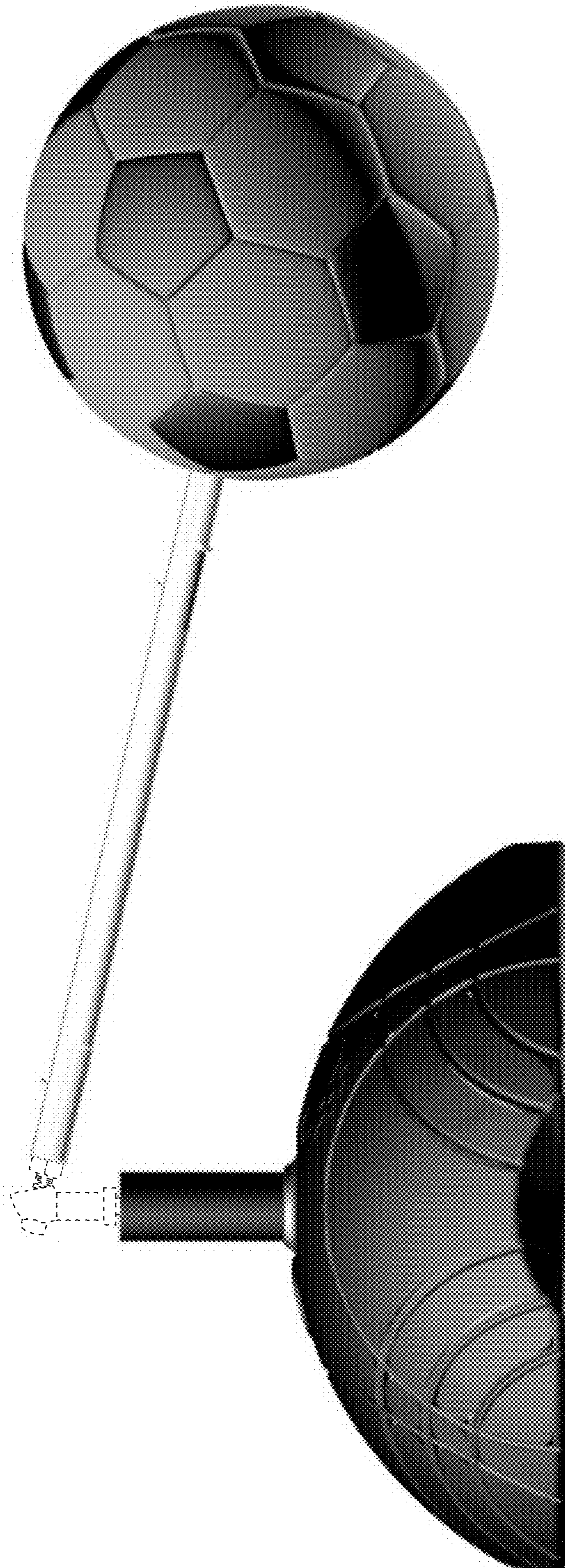
1.1



1.2




1.3




1.4



1.5



1.6



1.7