



US00D947964S

(12) **United States Design Patent**
Kim et al.

(10) **Patent No.:** **US D947,964 S**

(45) **Date of Patent:** **** Apr. 5, 2022**

(54) **EXERCISING APPARATUS**

(71) Applicant: **LG ELECTRONICS INC.**, Seoul (KR)

(72) Inventors: **Byeongwook Kim**, Seoul (KR);
Dongsoon Kim, Seoul (KR);
Kyungmin Lee, Seoul (KR); **Sungjae Chung**, Seoul (KR)

(73) Assignee: **LG ELECTRONICS INC.**, Seoul (KR)

(**) Term: **15 Years**

(21) Appl. No.: **29/739,352**

(22) Filed: **Jun. 24, 2020**

(30) **Foreign Application Priority Data**

Jan. 8, 2020 (KR) 30-2020-0000985

(51) **LOC (13) Cl.** **21-02**

(52) **U.S. Cl.**
USPC **D21/673**

(58) **Field of Classification Search**
USPC D21/329, 330, 336, 662, 673, 686, 671,
D21/665, 684, 682, 692, 694; D10/87,
D10/88, 89, 92
See application file for complete search history.

(56) **References Cited**

U.S. PATENT DOCUMENTS

D113,006 S * 1/1939 Kirk D10/88
D377,784 S * 2/1997 Wilson D10/93
D486,870 S * 2/2004 Mason D21/662
D503,120 S * 3/2005 Sato D10/93
7,608,024 B2 * 10/2009 Sechrest A63B 21/154
482/103
D681,752 S * 5/2013 Meyer-Hayoz D21/686

D746,925 S * 1/2016 Firth D21/686
D808,287 S * 1/2018 Liang D10/92
D808,288 S * 1/2018 Yu D10/92
D895,463 S * 9/2020 Wen D10/92
D912,168 S * 3/2021 Orady D21/673
D934,354 S * 10/2021 Kim D21/673

(Continued)

OTHER PUBLICATIONS

Tonal system. announced 2019 [online], [site visited Aug. 17, 2021]. Available on internet, URL: <https://www.cnet.com/health/fitness/tonal-personal-trainer-weight-machine-home-gym/> (Year: 2019).*

(Continued)

Primary Examiner — Khawaja Anwar

Assistant Examiner — Julice Seung Eun Oum

(74) *Attorney, Agent, or Firm* — Birch, Stewart, Kolasch & Birch, LLP

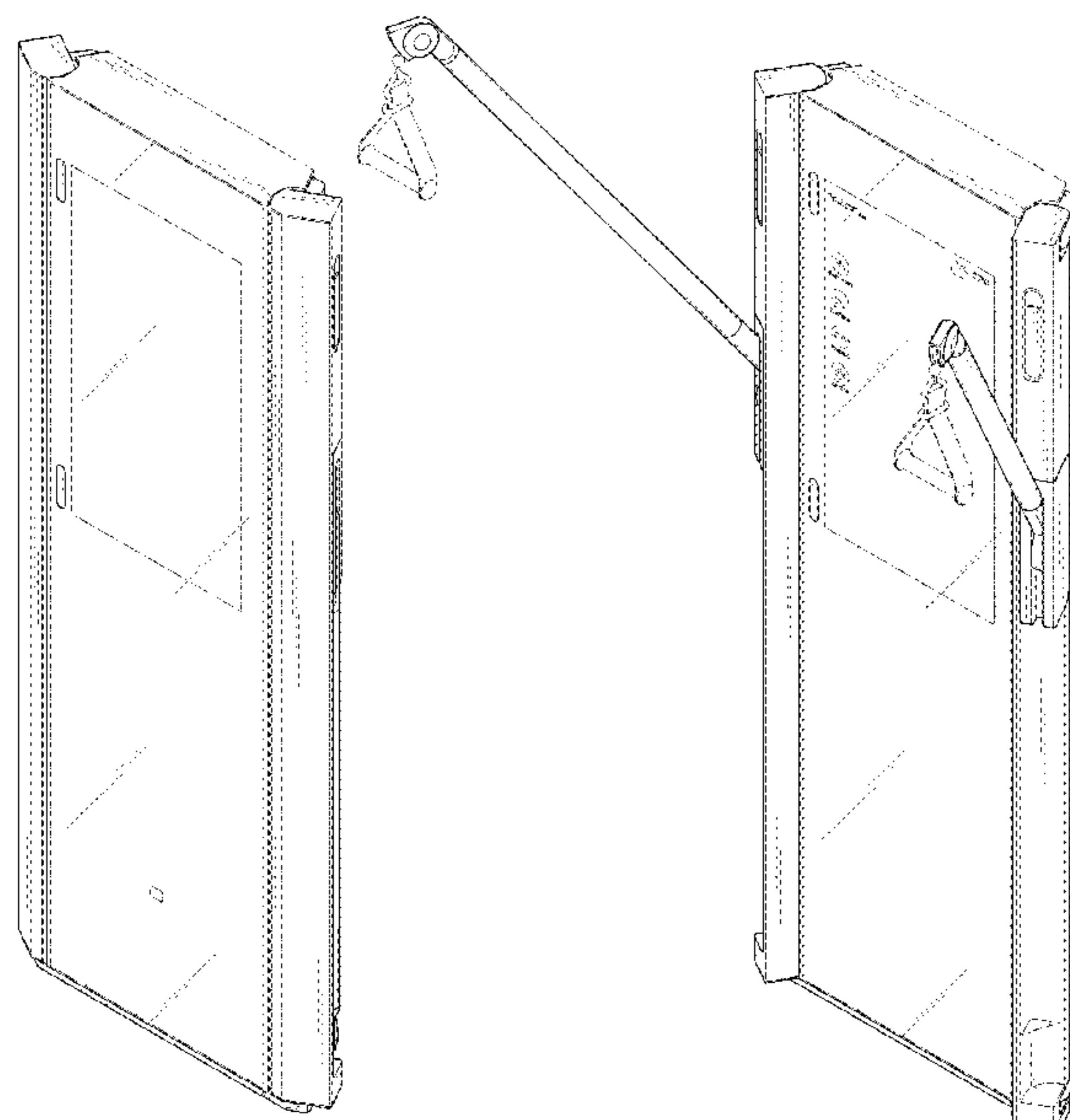
(57) **CLAIM**

We claim the ornamental design for an exercising apparatus, as shown and described.

DESCRIPTION

FIG. 1 is a perspective view of an exercising apparatus showing the new design;
FIG. 2 is a front elevation view thereof;
FIG. 3 is a rear elevation view thereof;
FIG. 4 is a left-side elevation view thereof;
FIG. 5 is a right-side elevation view thereof;
FIG. 6 is a top plan view thereof;
FIG. 7 is a bottom plan view thereof; and,
FIG. 8 is a perspective view showing a state of use thereof. The broken lines in the drawing figures are for the purpose of illustrating both portions of the exercising apparatus and an environment of use and form no part of the claimed design.

1 Claim, 8 Drawing Sheets



(56)

References Cited

U.S. PATENT DOCUMENTS

D937,367 S * 11/2021 Behar D21/673
2003/0045406 A1 * 3/2003 Stone A63B 21/154
482/100
2013/0023390 A1 * 1/2013 Ree A63B 23/03508
482/124
2013/0040787 A1 * 2/2013 Giannelli A63B 23/03533
482/97
2016/0236025 A1 * 8/2016 Henan A63B 23/03508
2020/0047027 A1 * 2/2020 Ward A63B 24/0021
2020/0047031 A1 * 2/2020 Orady A63B 23/03541

OTHER PUBLICATIONS

Forme life, announced Apr. 2020 [online], [site visited Aug. 17, 2021]. Available on internet, URL:<https://www.theverge.com/2020/4/3/21207396/forme-connected-fitness-equipment-mirror-tonal-yves-behar> (Year: 2020).*

* cited by examiner

FIG. 1

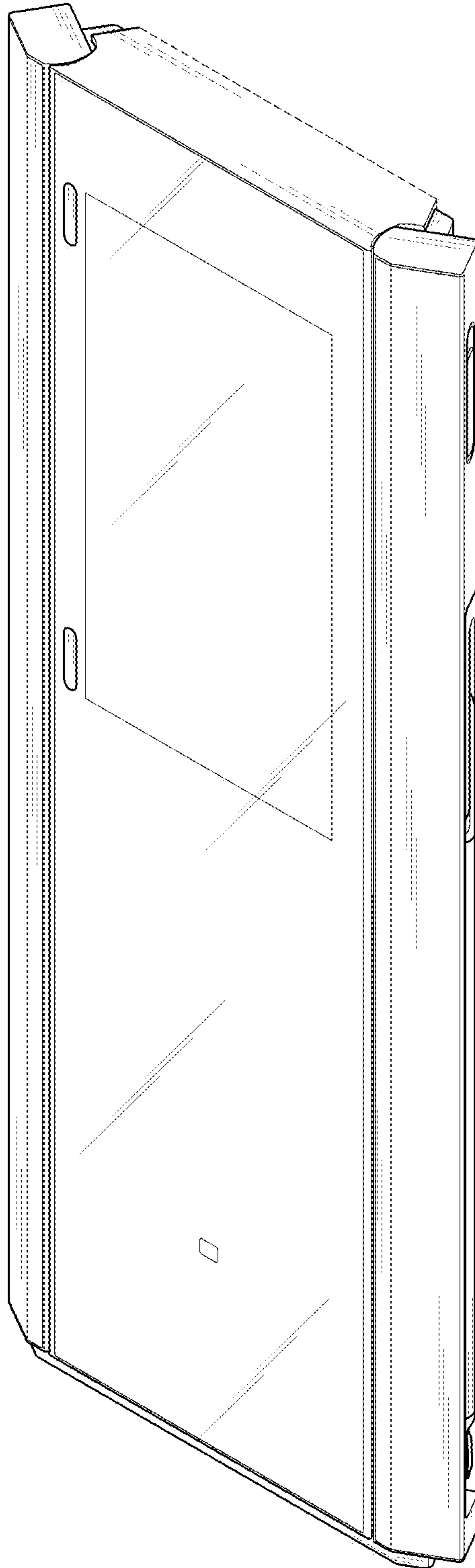


FIG. 2

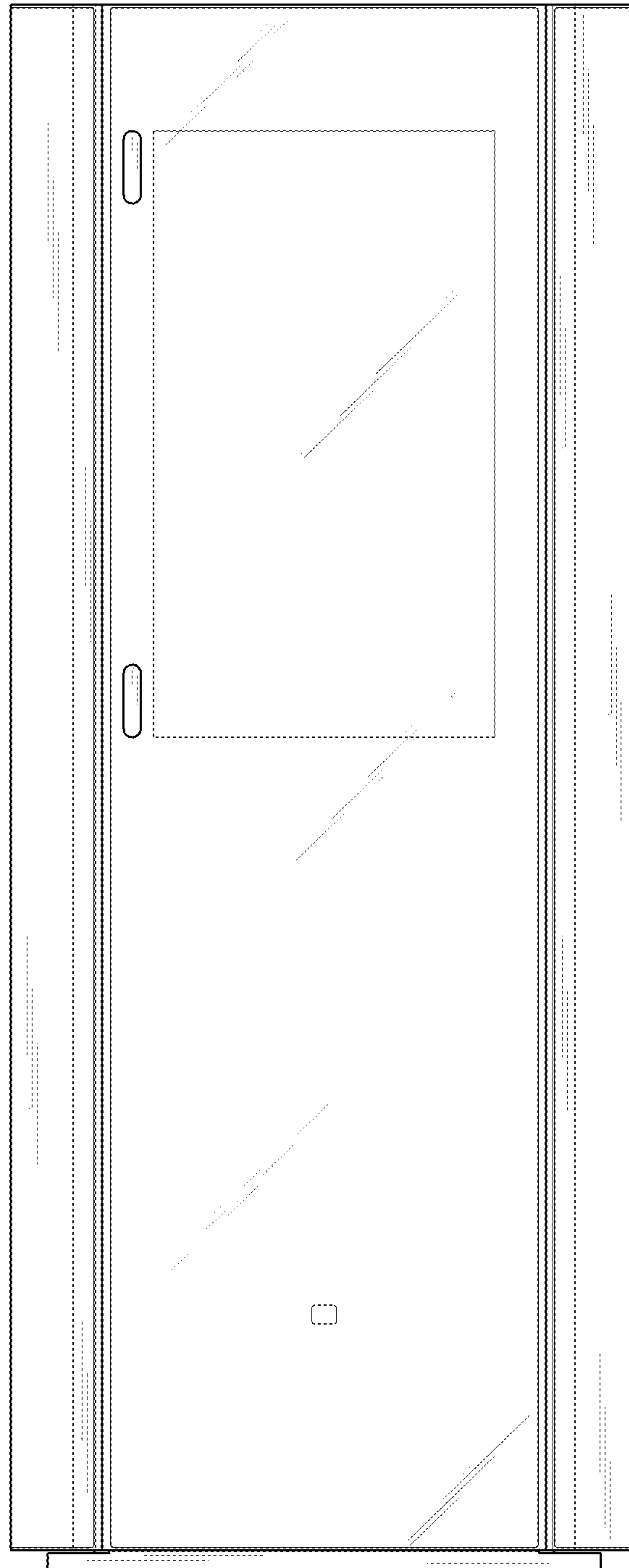


FIG. 3

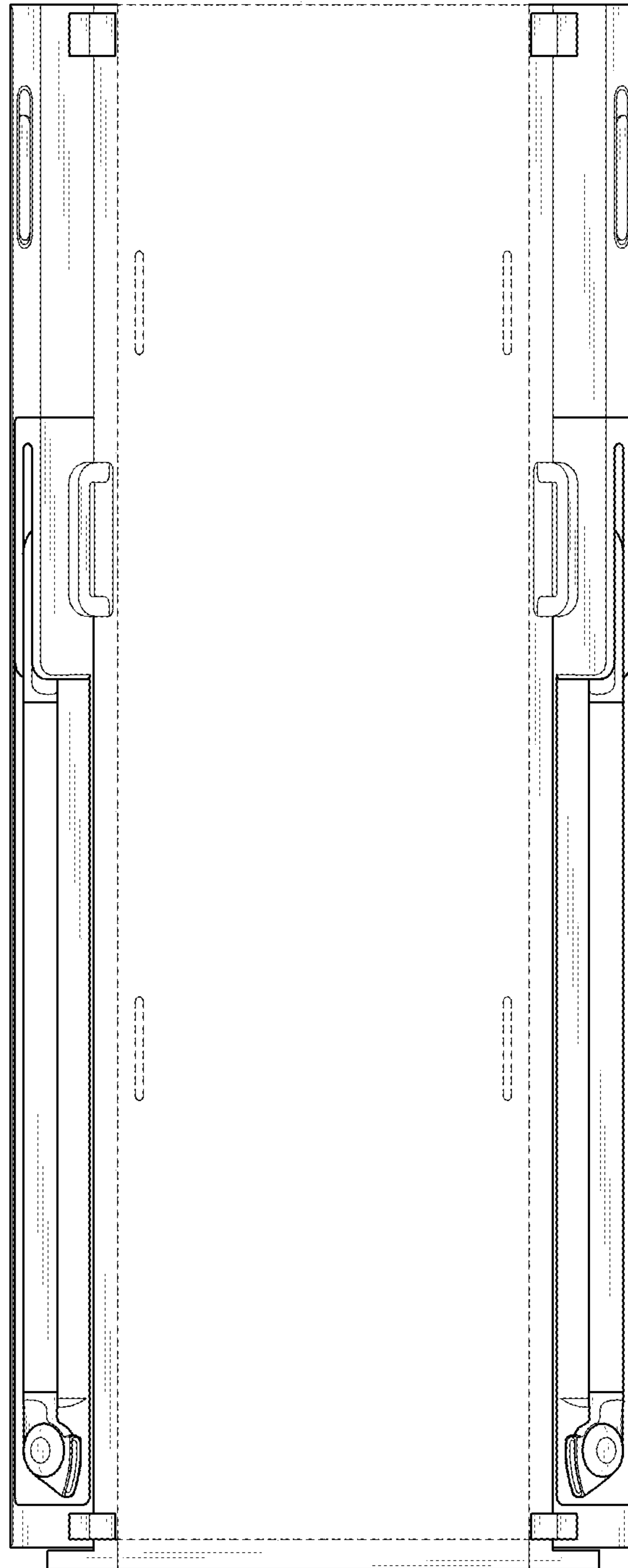


FIG. 4




FIG. 5

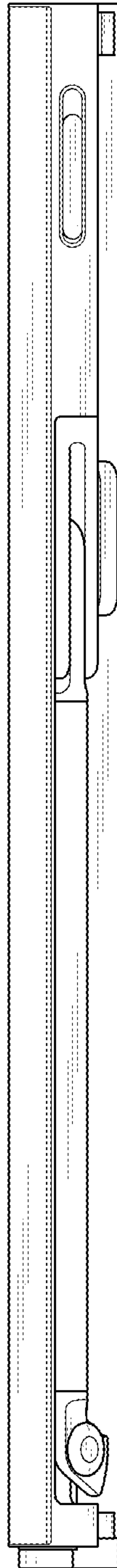


FIG. 6




FIG. 7

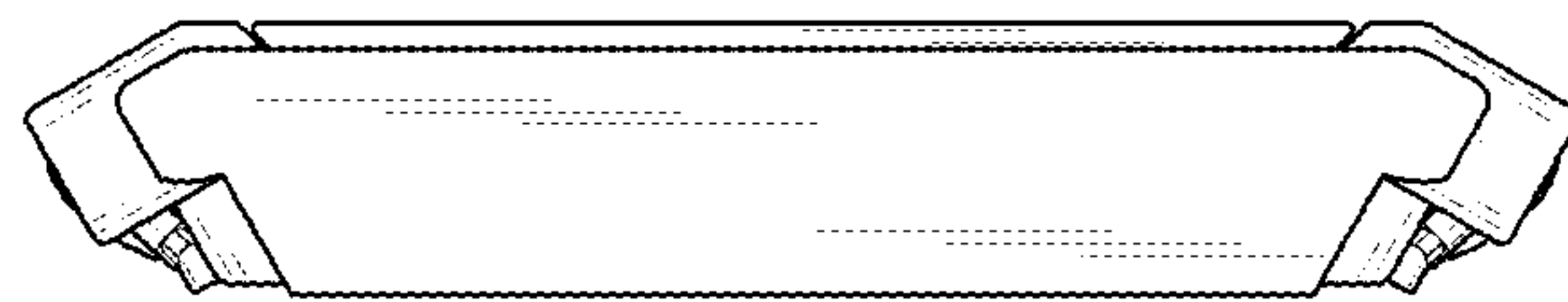


FIG. 8

