



US00D947951S

(12) **United States Design Patent**
Chen

(10) **Patent No.:** **US D947,951 S**
(45) **Date of Patent:** **** Apr. 5, 2022**

(54) **BUBBLE MACHINE**

- (71) Applicant: **Wu Chen**, Shantou (CN)
- (72) Inventor: **Wu Chen**, Shantou (CN)
- (**) Term: **15 Years**
- (21) Appl. No.: **29/772,234**
- (22) Filed: **Feb. 28, 2021**
- (51) **LOC (13) Cl.** **21-01**
- (52) **U.S. Cl.**
USPC **D21/401; D21/620**
- (58) **Field of Classification Search**
USPC D21/401, 576-661; 446/15-21, 73, 74,
446/178, 475, 484
CPC A63H 3/003; A63H 3/005; A63H 3/28;
A63H 13/00; A63H 33/26; A63H 33/28
See application file for complete search history.

(56) **References Cited**

U.S. PATENT DOCUMENTS

D637,240 S *	5/2011	Ivanic	D21/401
D640,752 S *	6/2011	Ivanic	D21/401
D700,665 S *	3/2014	Lo	D21/620
D830,616 S *	10/2018	Hateley	D26/98
D863,453 S	10/2019	Xu	
D871,509 S	12/2019	Lo et al.	
D889,262 S *	7/2020	Thai	D9/451
D894,733 S *	9/2020	Thai	D9/451
D905,801 S *	12/2020	Chen	D21/615
2007/0117491 A1 *	5/2007	Thai	A63H 33/28 446/15
2007/0270073 A1 *	11/2007	Thai	A63H 33/28 446/15
2011/0287685 A1 *	11/2011	Lam	A63H 33/28 446/15

FOREIGN PATENT DOCUMENTS

CN	304711727	*	7/2018	
CN	304795551	*	8/2018	
CN	305054745	*	3/2019	
CN	305087762	*	3/2019	
CN	305453956	*	11/2019	
CN	305726577	*	4/2020	
CN	305735862	*	4/2020	
CN	305767688	*	5/2020	
CN	305879170	*	6/2020	
CN	305990332	*	8/2020	
CN	305998043	*	8/2020	
CN	306012841	*	8/2020	
CN	306342752	*	2/2021	
WO	WO-2007149116 A1	*	12/2007 A63H 33/28

* cited by examiner

Primary Examiner — Catherine A Tuttle


(57) **CLAIM**

The ornamental design for a bubble machine, as shown and described.

DESCRIPTION

FIG. 1 is a top front perspective view of a bubble machine showing my new design;
 FIG. 2 is a bottom rear perspective view thereof;
 FIG. 3 is a front elevational view thereof;
 FIG. 4 is a rear elevational view thereof;
 FIG. 5 is a left side elevational view thereof;
 FIG. 6 is a right side elevational view thereof;
 FIG. 7 is a top plan view thereof; and,
 FIG. 8 is a bottom plan view thereof.
 The broken lines in the drawings depict portions of the bubble machine that form no part of the claimed design.

1 Claim, 8 Drawing Sheets






FIG. 1



FIG. 2




FIG. 3




FIG. 4

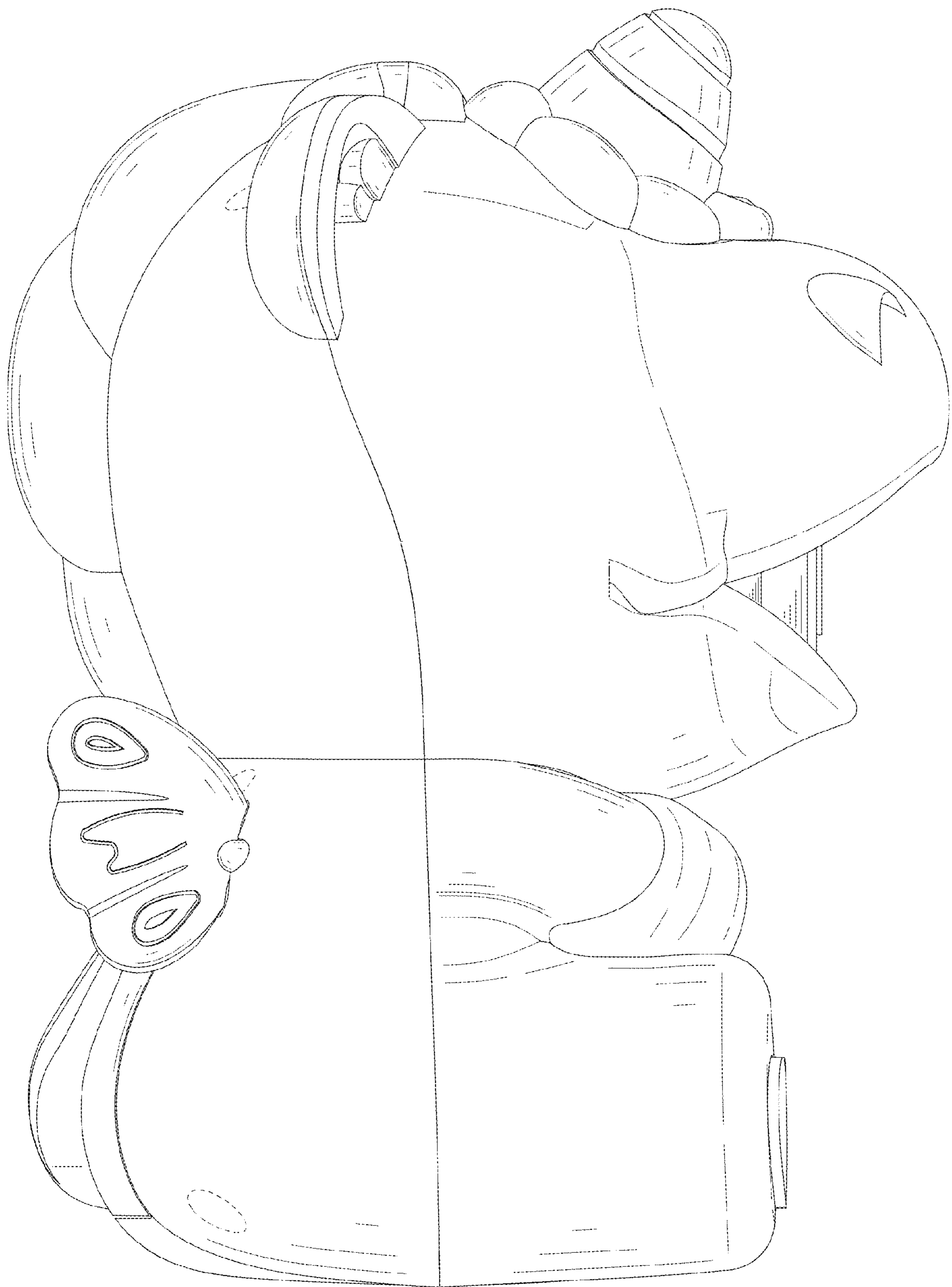


FIG. 5



FIG. 6

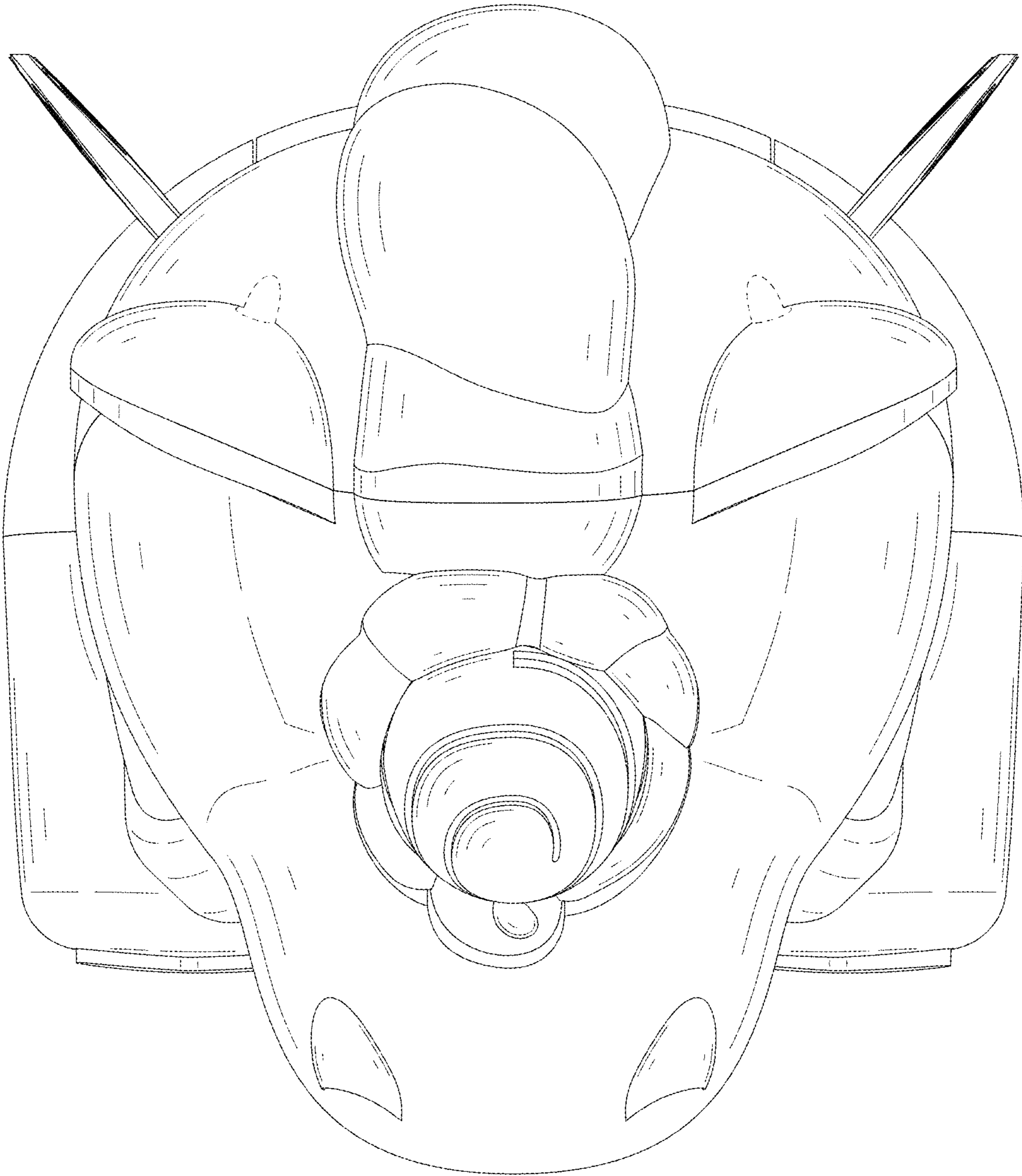


FIG. 7

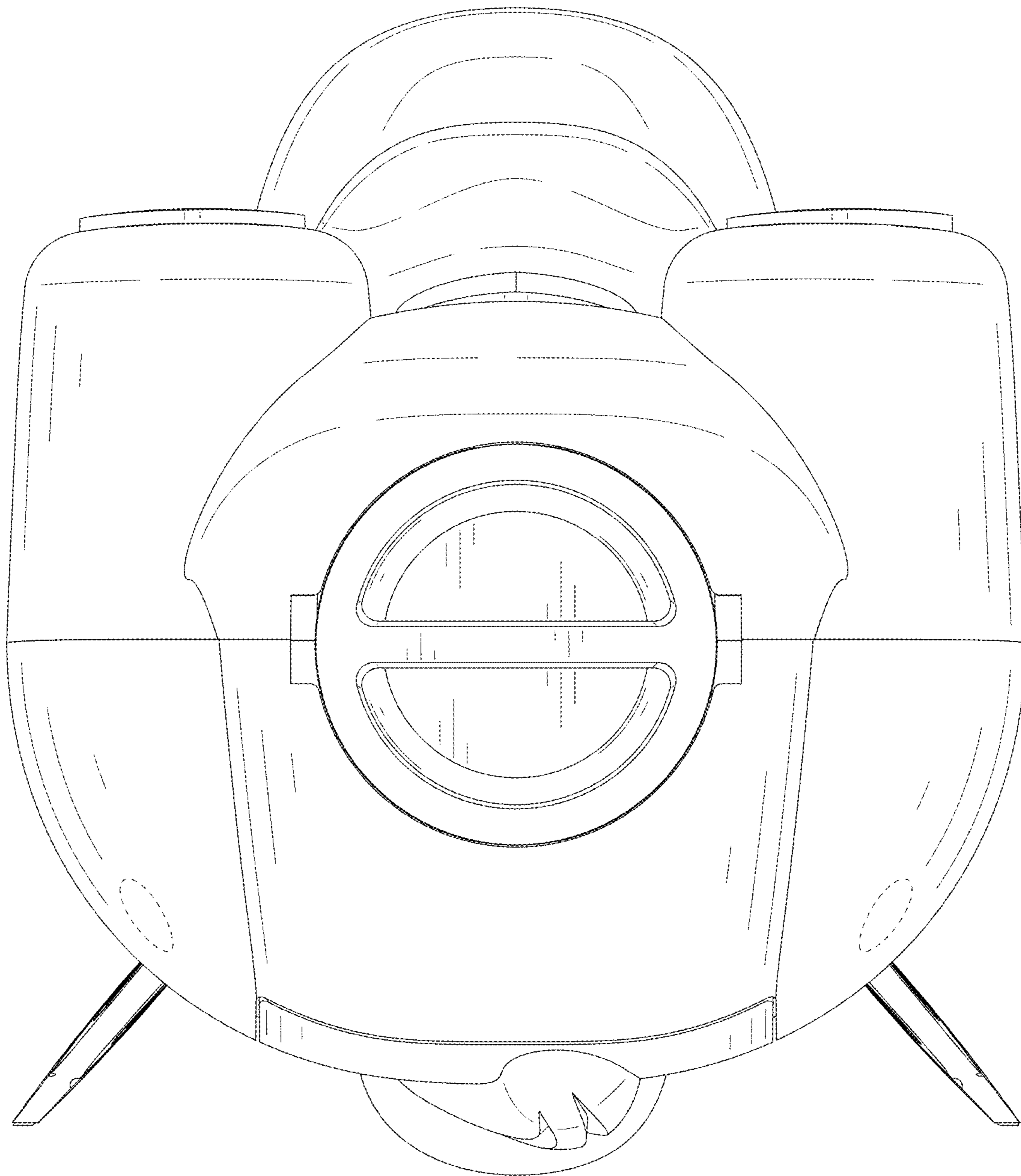


FIG. 8