



US00D947949S

(12) **United States Design Patent** (10) **Patent No.:** **US D947,949 S**
Brown et al. (45) **Date of Patent:** **** *Apr. 5, 2022**

(54) **GAMING MACHINE BUTTON PANEL**

(71) Applicant: **IGT, Las Vegas, NV (US)**

(72) Inventors: **Bradford Brown, Sparks, NV (US);
Ronald Papson, Reno, NV (US)**

(73) Assignee: **IGT, Las Vegas, NV (US)**

(*) Notice: This patent is subject to a terminal disclaimer.

(**) Term: **15 Years**

(21) Appl. No.: **29/803,171**

(22) Filed: **Aug. 11, 2021**

Related U.S. Application Data

(62) Division of application No. 29/646,875, filed on May 8, 2018, now Pat. No. Des. 929,501.

(51) **LOC (13) Cl.** **21-01**

(52) **U.S. Cl.**
USPC **D21/333**

(58) **Field of Classification Search**
USPC D14/197, 388-401, 454-455; D21/324,
D21/325, 331, 332, 333, 385

(Continued)

(56) **References Cited**

U.S. PATENT DOCUMENTS

D292,423 S 10/1987 Williams et al.
D359,518 S 6/1995 Mathews

(Continued)

OTHER PUBLICATIONS

“Bonus Poker gaming machine”, Available prior to May 8, 2018 (1 page).

(Continued)

Primary Examiner — George D. Kirschbaum

Assistant Examiner — Joseph J Kukella

(74) *Attorney, Agent, or Firm* — Neal, Gerber & Eisenberg LLP

(57) **CLAIM**

The ornamental design for a gaming machine button panel, as shown and described herein.

DESCRIPTION

FIG. 1 is a front perspective view of a gaming machine button panel of one embodiment of our new design.

FIG. 2 is a front view of the gaming machine button panel of FIG. 1.

FIG. 3 is a top view of the gaming machine button panel of FIG. 1.

FIG. 4 is a bottom view of the gaming machine button panel of FIG. 1.

FIG. 5 is a left side view of the gaming machine button panel of FIG. 1.

FIG. 6 is a right side view of the gaming machine button panel of FIG. 1.

FIG. 7 is a front perspective view of a gaming machine button panel of another embodiment of our new design.

FIG. 8 is a front view of the gaming machine button panel of FIG. 7.

FIG. 9 is a top view of the gaming machine button panel of FIG. 7.

FIG. 10 is a bottom view of the gaming machine button panel of FIG. 7.

FIG. 11 is a left side view of the gaming machine button panel of FIG. 7.

FIG. 12 is a right side view of the gaming machine button panel of FIG. 7.

FIG. 13 is a front perspective view of a gaming machine button panel of another embodiment of our new design.

FIG. 14 is a front view of the gaming machine button panel of FIG. 13.

FIG. 15 is a top view of the gaming machine button panel of FIG. 13.

FIG. 16 is a bottom view of the gaming machine button panel of FIG. 13.

FIG. 17 is a left side view of the gaming machine button panel of FIG. 13.

(Continued)

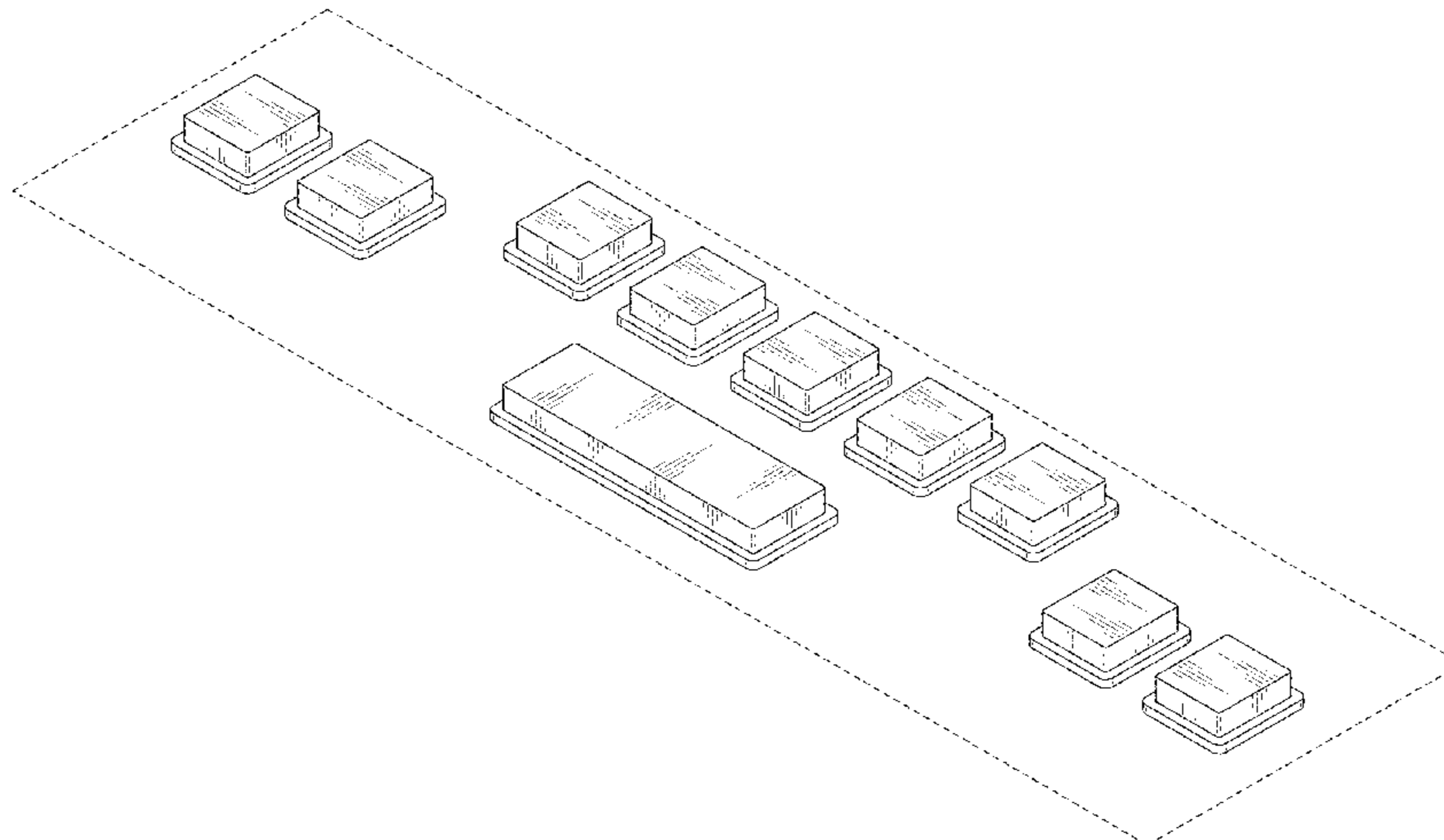


FIG. 18 is a right side view of the gaming machine button panel of FIG. 13.

FIG. 19 is a front perspective view of a gaming machine button panel of another embodiment of our new design.

FIG. 20 is a front view of the gaming machine button panel of FIG. 19.

FIG. 21 is a top view of the gaming machine button panel of FIG. 19.

FIG. 22 is a bottom view of the gaming machine button panel of FIG. 19.

FIG. 23 is a left side view of the gaming machine button panel of FIG. 19; and,

FIG. 24 is a right side view of the gaming machine button panel of FIG. 19.

In the drawings, the broken lines depict portions of the article that form no part of the claimed design.

1 Claim, 16 Drawing Sheets

(58) **Field of Classification Search**

CPC A63F 13/20
See application file for complete search history.

(56) **References Cited**

U.S. PATENT DOCUMENTS

D406,865 S	3/1999	Heidel
D416,328 S	11/1999	Woodard et al.
D428,062 S	7/2000	Hayashi
D439,931 S	4/2001	Yamaguchi
D446,252 S	8/2001	Yamaguchi
D450,094 S	11/2001	Hedrick et al.
D450,310 S	11/2001	Hedrick et al.
D451,148 S	11/2001	Hedrick et al.
D451,153 S	11/2001	Hedrick et al.
D463,504 S	9/2002	Stephan
D468,364 S	1/2003	Beadell et al.
6,604,740 B1	8/2003	Singer et al.
6,638,166 B2	10/2003	Hedrick et al.
6,688,984 B2	2/2004	Cole
6,715,756 B2	4/2004	Inoue
D508,961 S	8/2005	Gatto et al.
7,184,277 B2	2/2007	Beirne
7,217,191 B2	5/2007	Cordell
D557,749 S	12/2007	Sakai

7,331,868 B2	2/2008	Beaulieu et al.	
7,396,282 B2	7/2008	Gauselmann	
D615,595 S	5/2010	Williamson et al.	
D627,008 S	11/2010	Bruzzese et al.	
D627,829 S	11/2010	Williamson et al.	
D636,744 S	4/2011	Yoshida	
8,096,884 B2	1/2012	Beadell et al.	
8,147,340 B2	4/2012	Brunet et al.	
8,262,480 B2	9/2012	Cohen et al.	
8,360,892 B2	1/2013	Waxman et al.	
8,366,555 B2	2/2013	McGahn et al.	
D696,729 S	12/2013	Hill	
8,870,663 B2	10/2014	Cole	
9,126,113 B2	9/2015	Johnson et al.	
9,147,321 B2	9/2015	Moody	
9,349,257 B2	5/2016	Moody et al.	
9,865,123 B2	1/2018	Wells et al.	
D818,048 S *	5/2018	Calhoun	D21/369
D833,534 S *	11/2018	Lee	D21/369
D834,652 S *	11/2018	Lee	G07F 17/3272
			D21/369
D847,905 S *	5/2019	Lewis	A63F 13/25
			D21/369
D865,066 S *	10/2019	Ortiz De Viveiros	D21/369
D872,189 S	1/2020	Bernard et al.	
D892,794 S	8/2020	Koo	
10,818,135 B2 *	10/2020	Baerlocher	G07F 17/3272
D929,501 S *	8/2021	Brown	D21/333
D929,502 S *	8/2021	Brown	D21/333
2003/0220135 A1	11/2003	Gauselmann	
2006/0079316 A1	4/2006	Flemming et al.	
2008/0113707 A1	5/2008	Nesemeier et al.	
2013/0084949 A1	4/2013	Frady	
2019/0080547 A1 *	3/2019	Urban	A63F 13/25

OTHER PUBLICATIONS

“Double Double Bonus Poker gaming machine”, available prior to May 8, 2018 (1 page).
 “Four of a Kind Bonus Poker gaming machine”, available prior to May 8, 2018 (1 page).
 “Game King gaming machine”, available prior to May 8, 2018 (1 page).
 “Multi Poker gaming machine”, available prior to May 8, 2018 (1 page).
 “Pick-a-Pair Poker gaming machine”, available prior to May 8, 2018 (1 page).
 “Players Edge Draw Poker gaming machine”, available prior to May 8, 2018 (1 page).

* cited by examiner

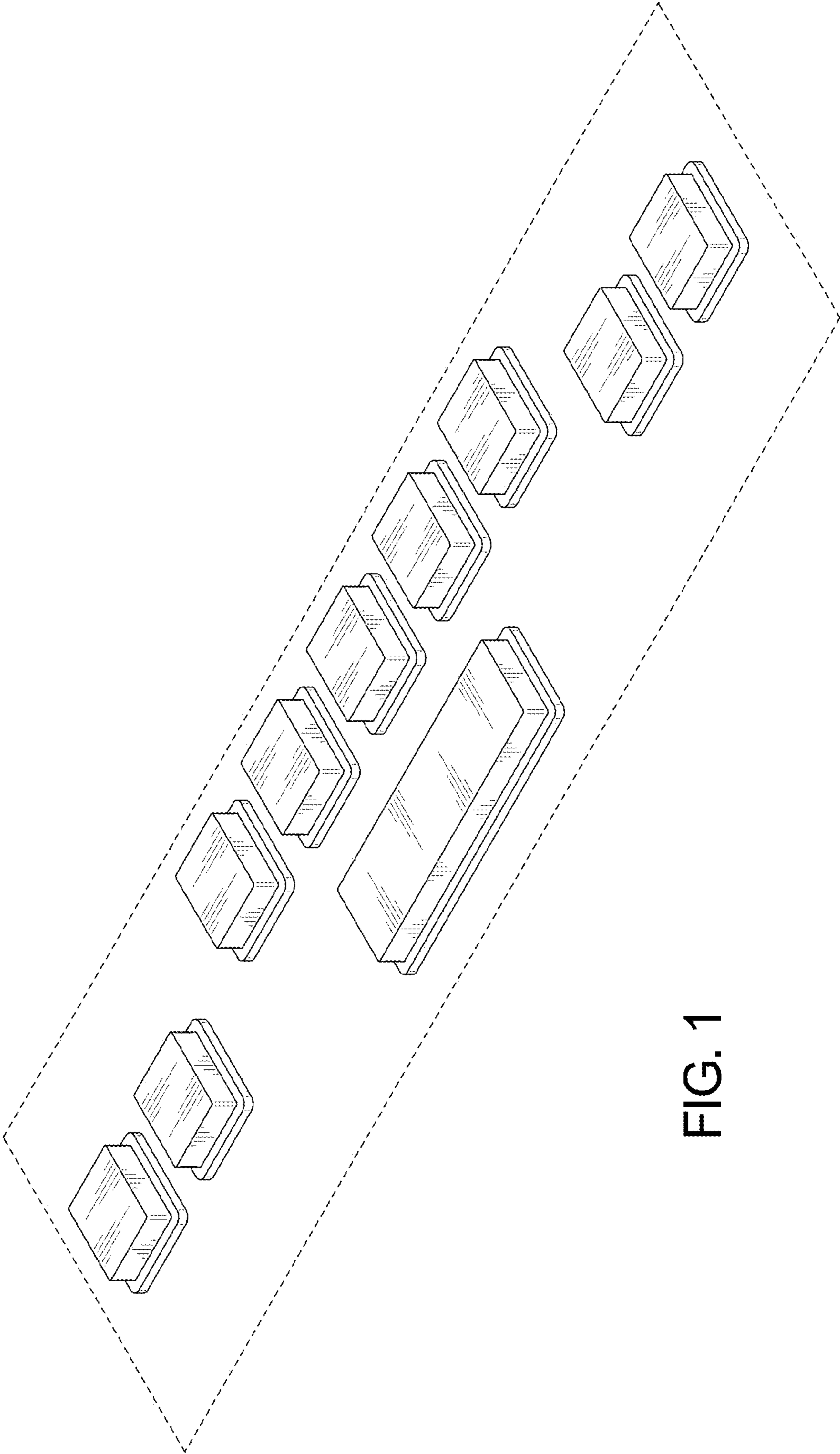


FIG. 1

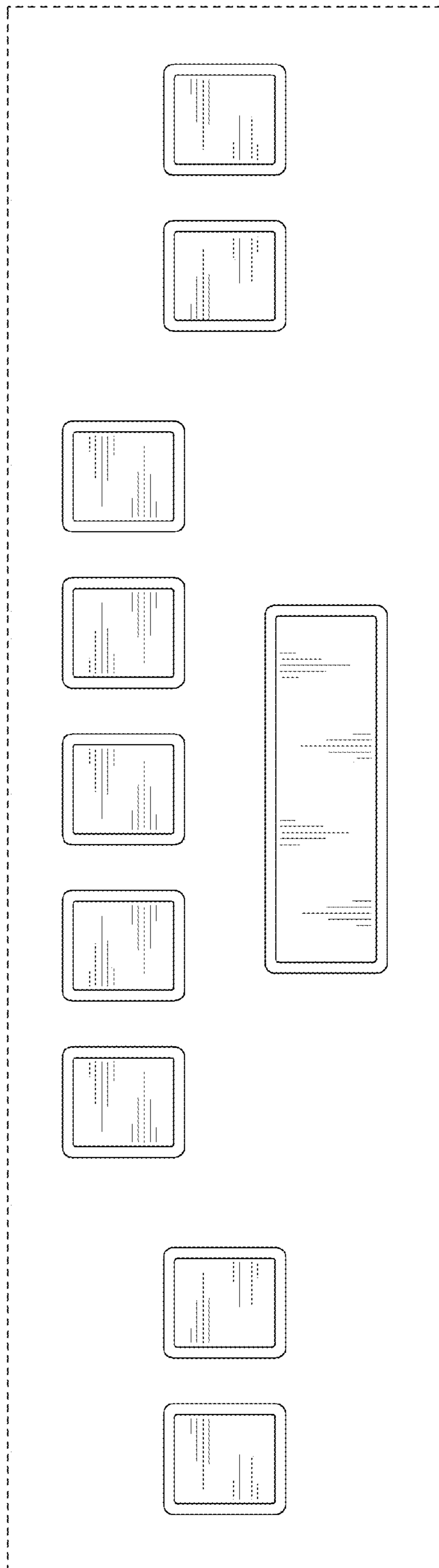


FIG. 2



FIG. 3




FIG. 4

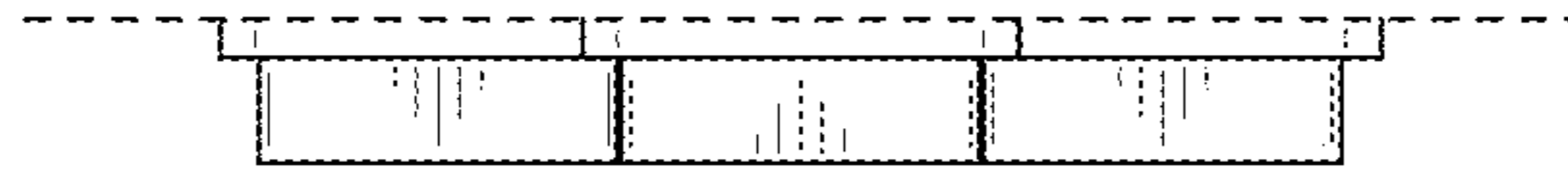


FIG. 6

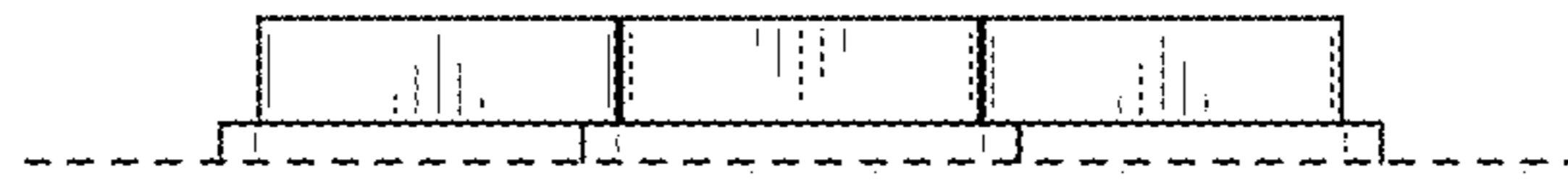


FIG. 5

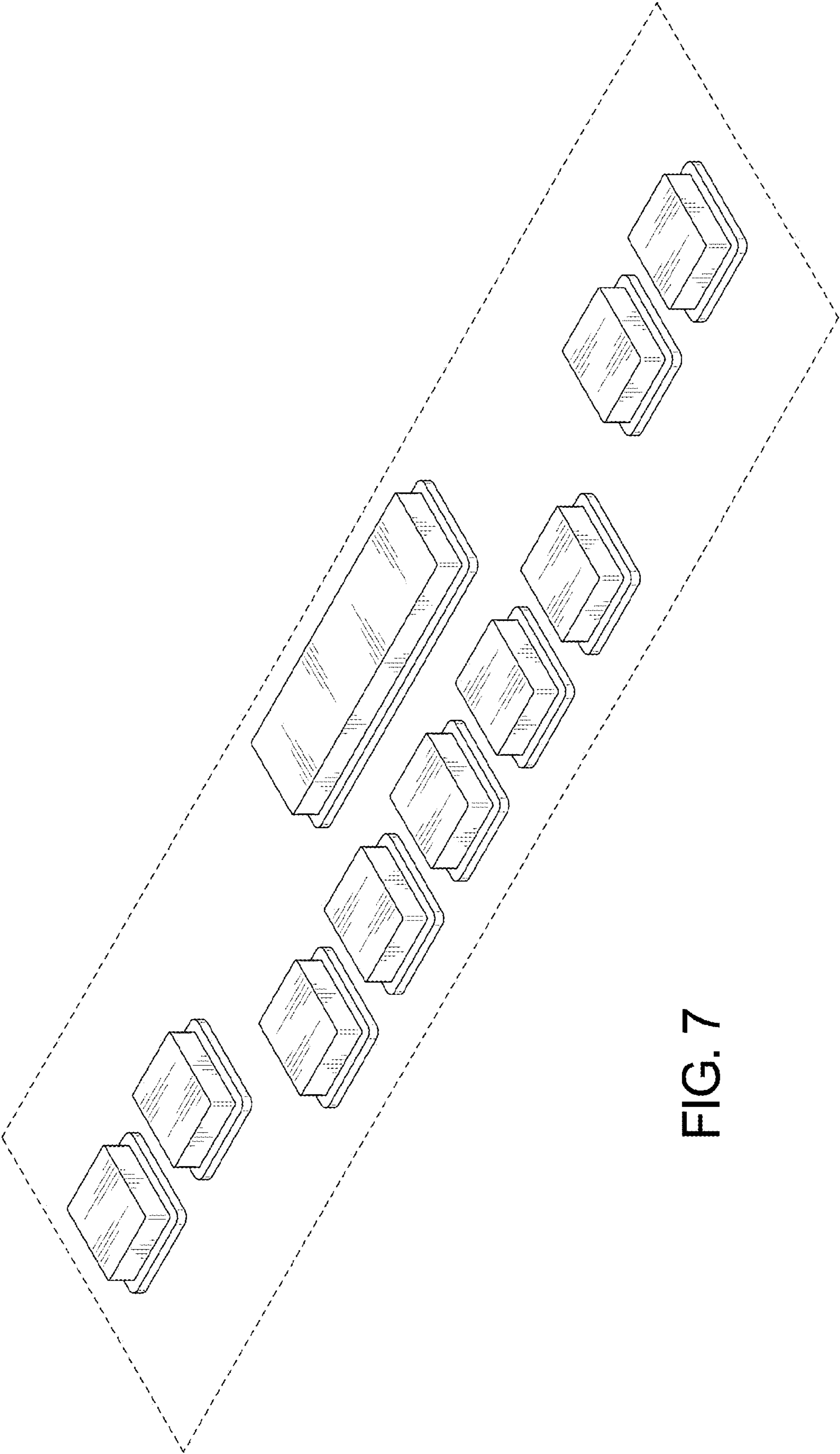


FIG. 7

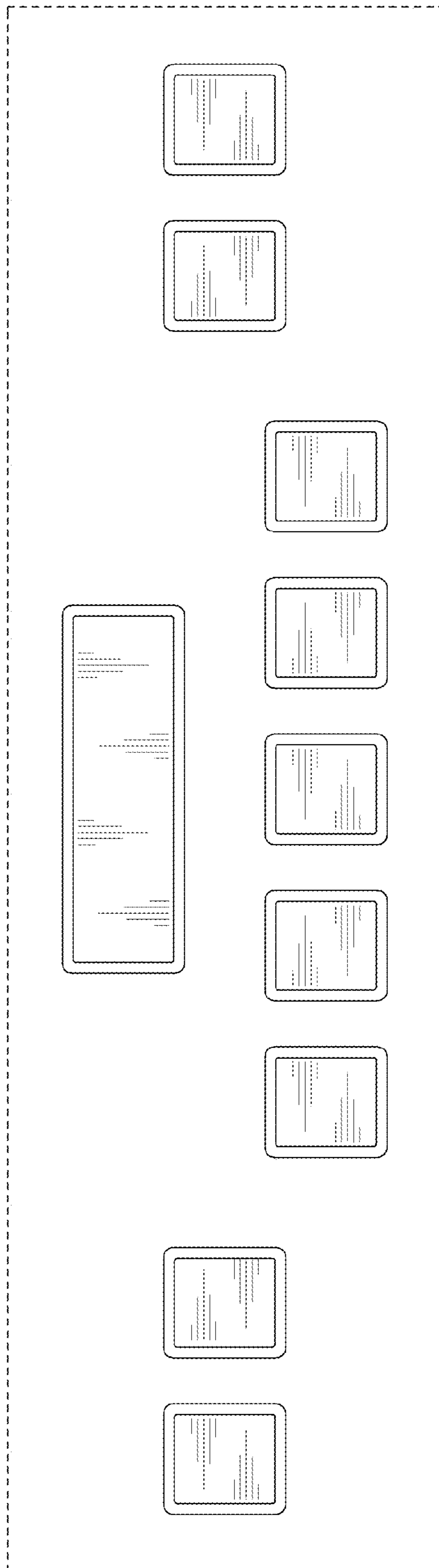


FIG. 8

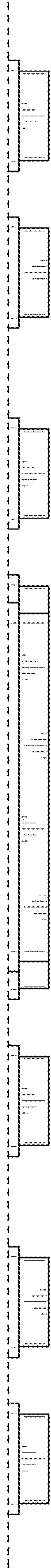


FIG. 9



FIG. 10

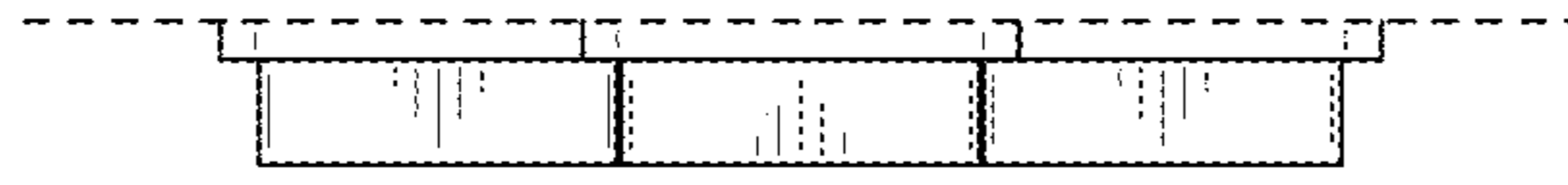


FIG. 12

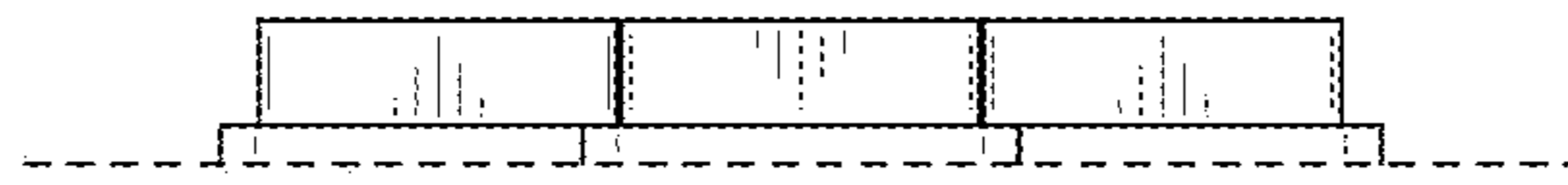


FIG. 11

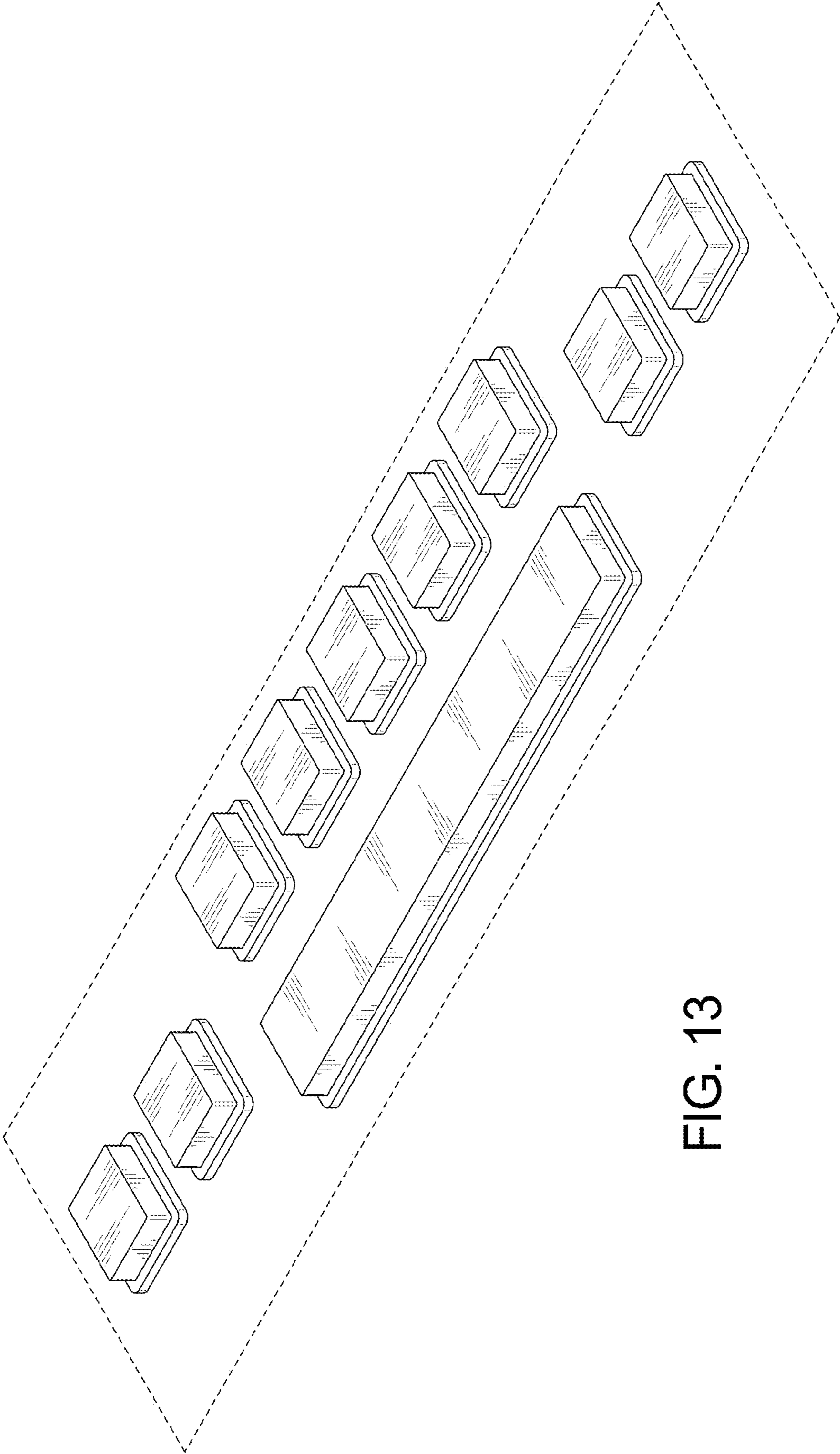


FIG. 13

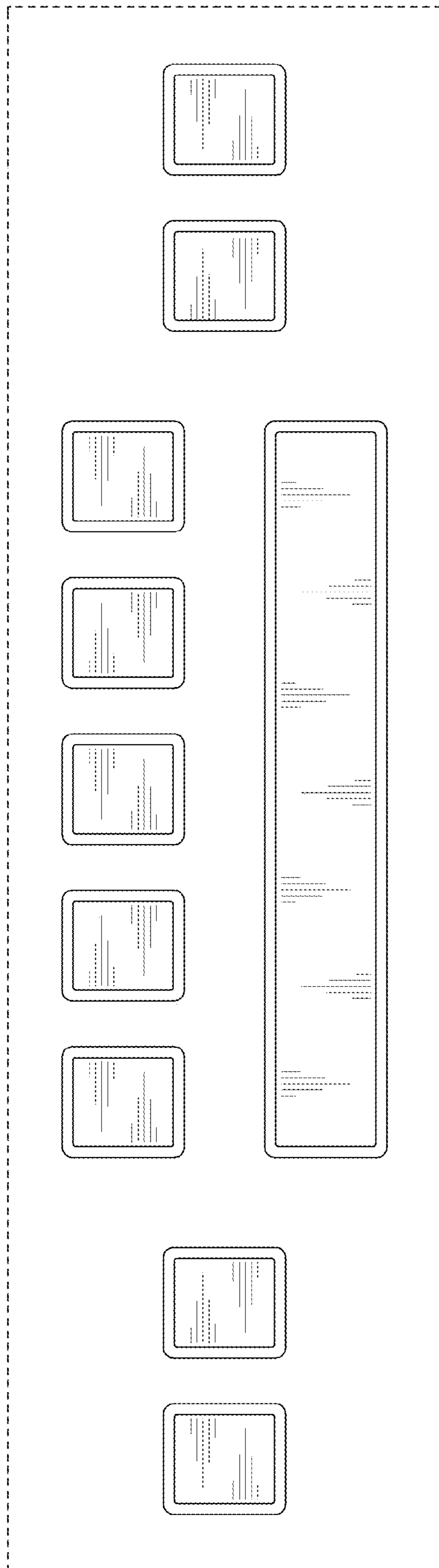


FIG. 14



FIG. 15




FIG. 16

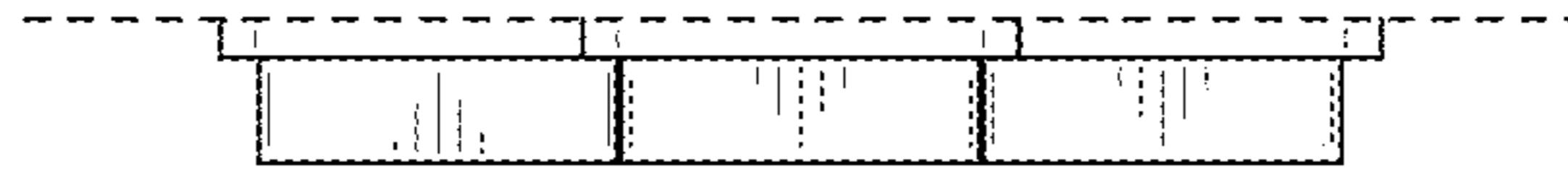


FIG. 18

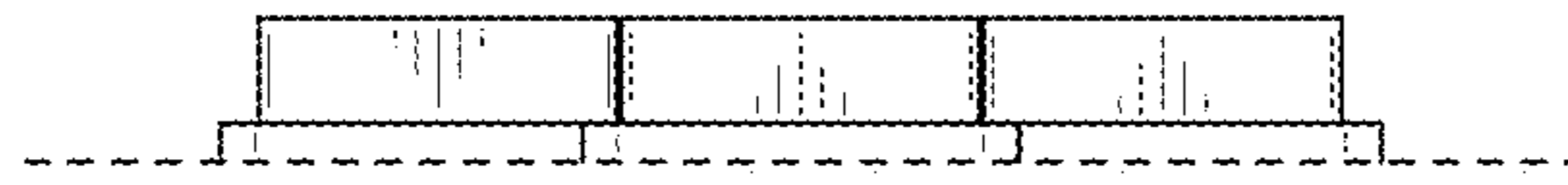


FIG. 17

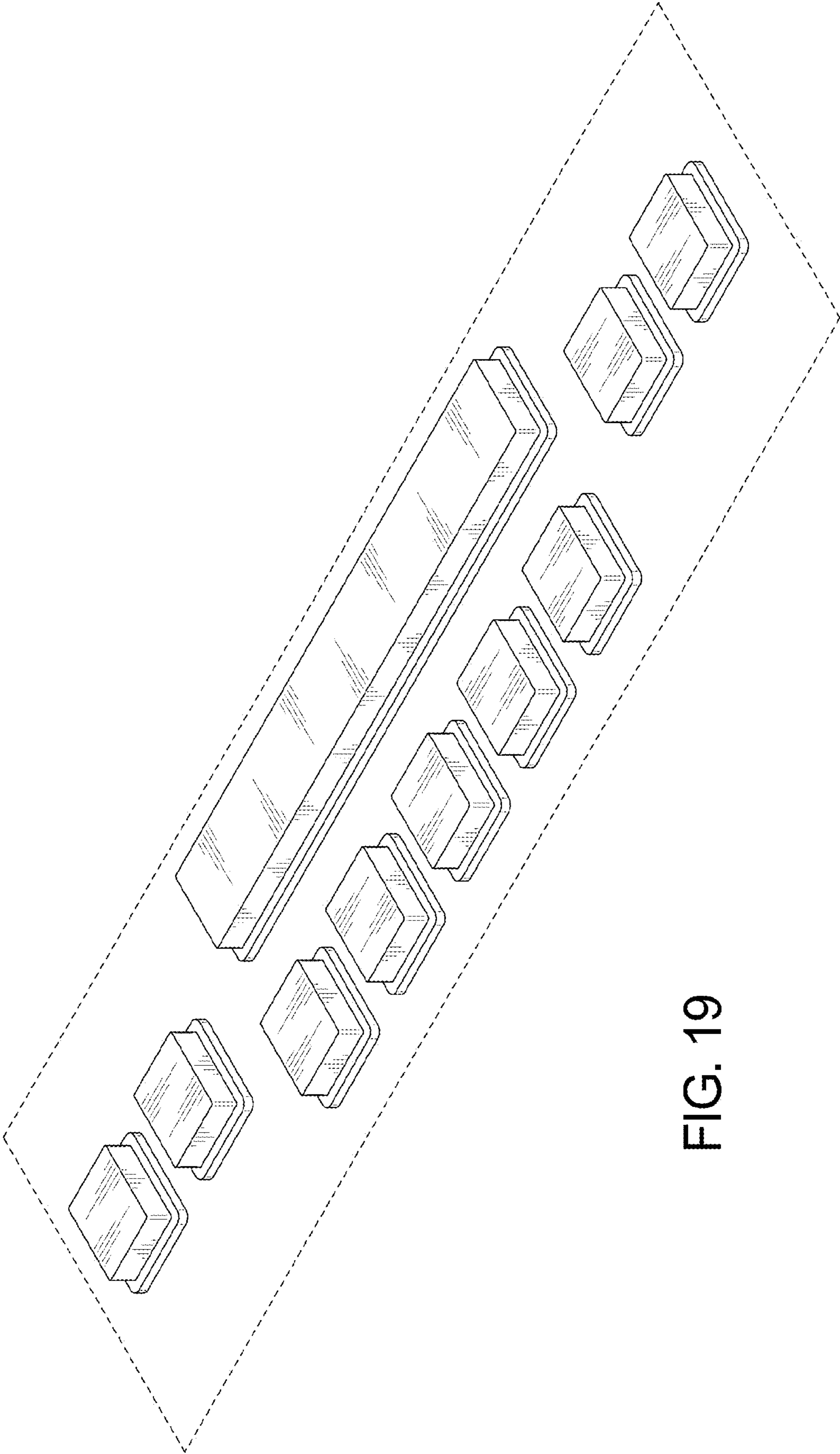


FIG. 19

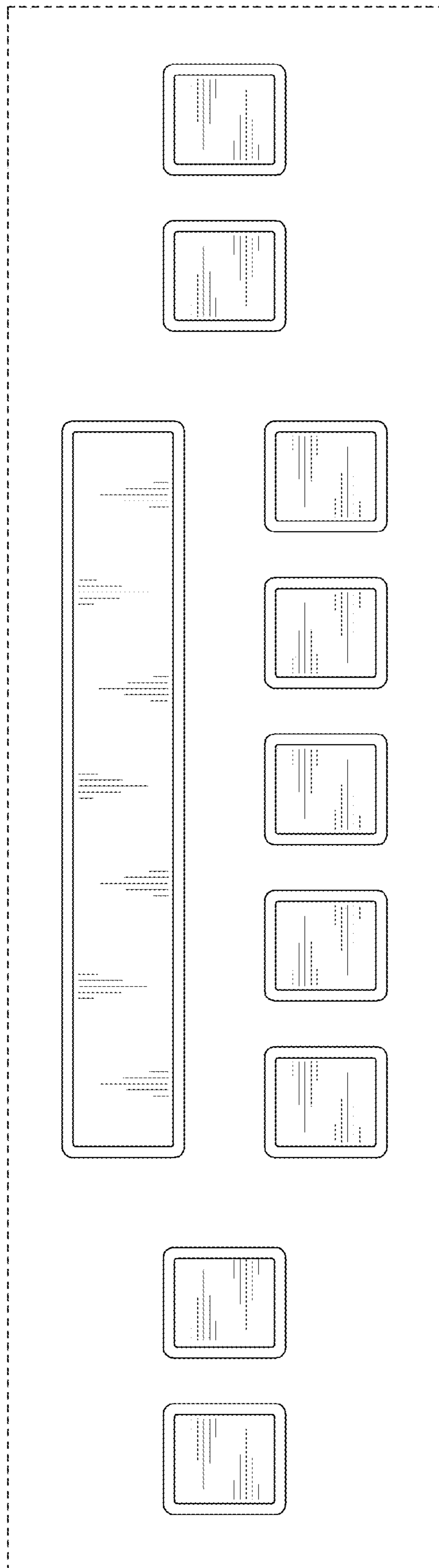


FIG. 20




FIG. 21



FIG. 22

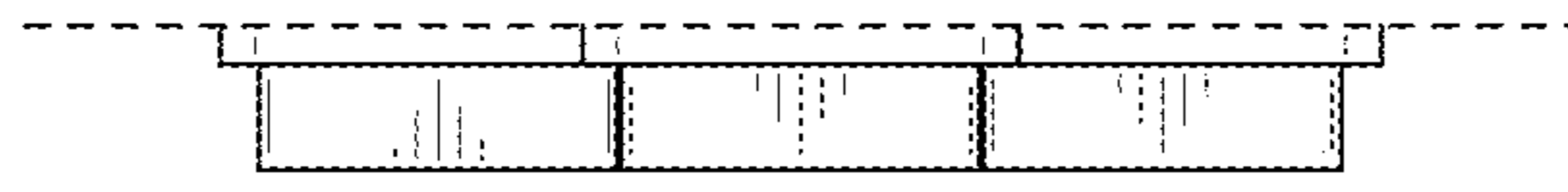


FIG. 24

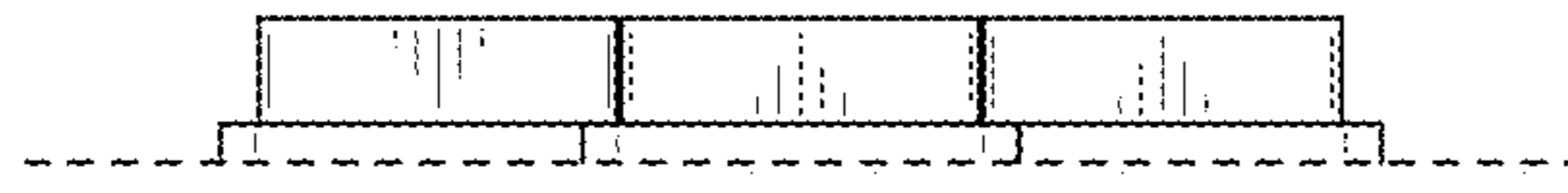


FIG. 23