



US00D947944S

(12) **United States Design Patent** (10) **Patent No.:** **US D947,944 S**
Quinn (45) **Date of Patent:** **** Apr. 5, 2022**

(54) **ROLL OF PRE-CUT STRIPS OF TAPE**

(71) Applicant: **KT Health, LLC**, American Fork, UT (US)

(72) Inventor: **Reed Quinn**, Highland, UT (US)

(73) Assignee: **KT Health, LLC**, American Fork, UT (US)

(**) Term: **15 Years**

(21) Appl. No.: **29/748,694**

(22) Filed: **Aug. 31, 2020**

Related U.S. Application Data

(63) Continuation-in-part of application No. 14/135,416, filed on Dec. 19, 2013, now Pat. No. 10,973,697, which is a continuation of application No. 13/188,333, filed on Jul. 21, 2011, now Pat. No. 10,617,571, which is a continuation-in-part of application No. 12/626,355, filed on Nov. 25, 2009, now Pat. No. 9,308,115.

(51) **LOC (13) Cl.** **19-02**

(52) **U.S. Cl.**
USPC **D19/69**

(58) **Field of Classification Search**

USPC D19/1-12, 20-34, 69, 67; D24/189; D5/99; 33/494, 758, 755; 40/638; 428/43, 42.3, 343, 40.1; D20/22, 42; D18/52, 14, 54, 36, 37; 400/56
CPC ... B41J 11/663; B41J 11/44; B41J 3/46; B41J 33/14; B41J 35/28; B42D 15/00; B42D 15/022; B42D 15/045; B42D 15/027; B42D 15/042; B42D 25/00; B42D 25/20; B42D 25/23; B42D 25/26; B42D 25/29; B42D 25/30; B42D 25/285

See application file for complete search history.

(56) **References Cited**

U.S. PATENT DOCUMENTS

D472,319 S *	3/2003	Oltmann	D24/189
D572,156 S *	7/2008	Payne	D10/71
D602,989 S *	10/2009	Alicea	D19/69
D634,128 S *	3/2011	Alicea	D5/7
D708,255 S *	7/2014	Stevens	D19/69
D741,406 S *	10/2015	Doucette	D19/69

* cited by examiner

Primary Examiner — Abraham Bahta

(74) *Attorney, Agent, or Firm* — Dentons Durham Jones Pinegar

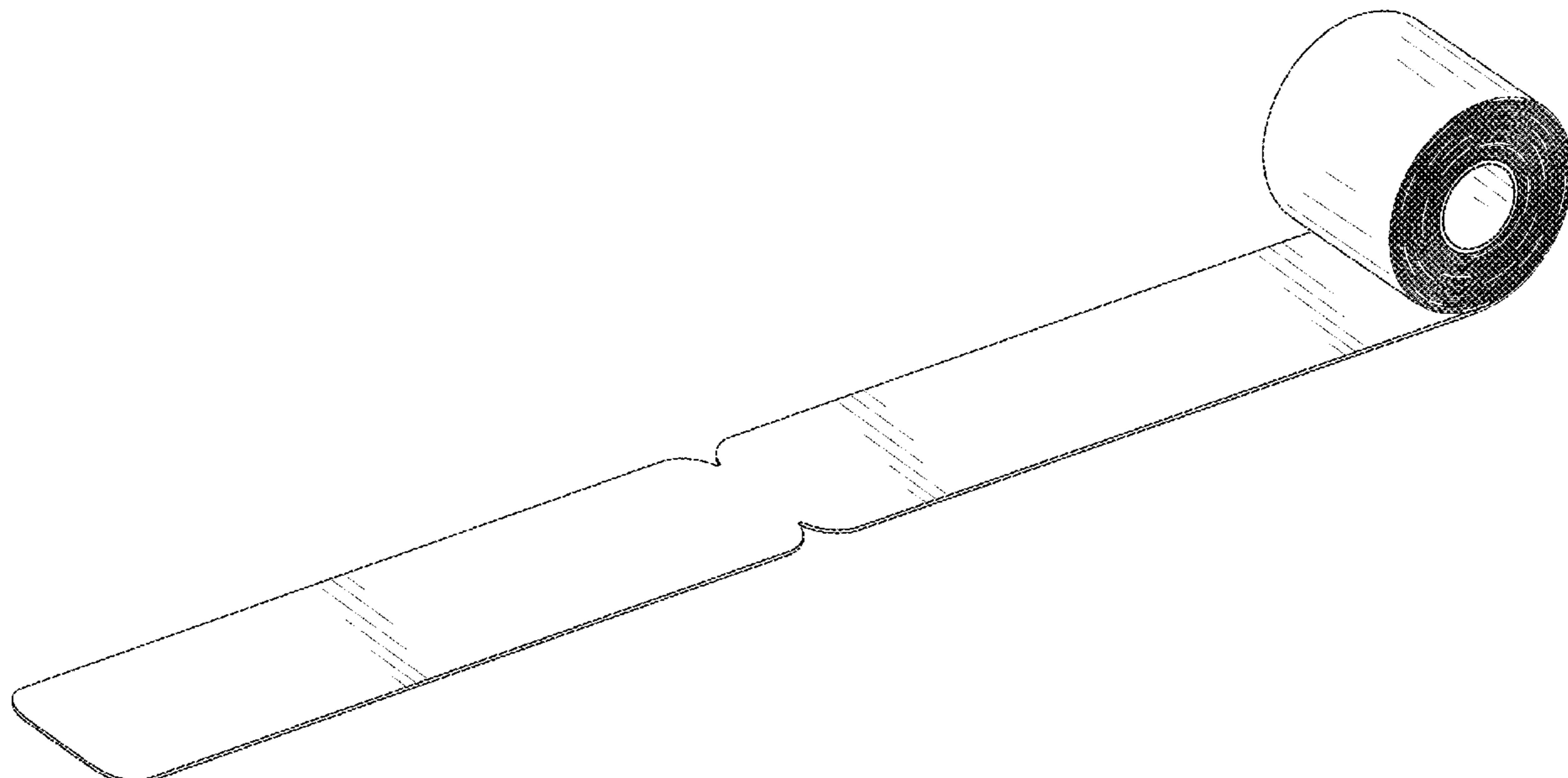
(57) **CLAIM**

The ornamental design for a roll of pre-cut strips of tape, as shown and described.

DESCRIPTION

FIG. 1 is a perspective view of a design for a roll of pre-cut strips of tape, with the roll at least partially unrolled; FIG. 2 is a front view of the roll of pre-cut strips of tape shown in FIG. 1; FIG. 3 is a first side view of the roll of pre-cut strips of tape shown in FIG. 1; FIG. 4 is a rear view of the roll of pre-cut strips of tape shown FIG. 1; FIG. 5 is a second side view of the roll of pre-cut strips of tape shown in FIG. 1; FIG. 6 is a top view of the roll of pre-cut strips of tape shown FIG. 1; and, FIG. 7 is a bottom view of the roll of pre-cut strips of tape shown in FIG. 1.

1 Claim, 3 Drawing Sheets



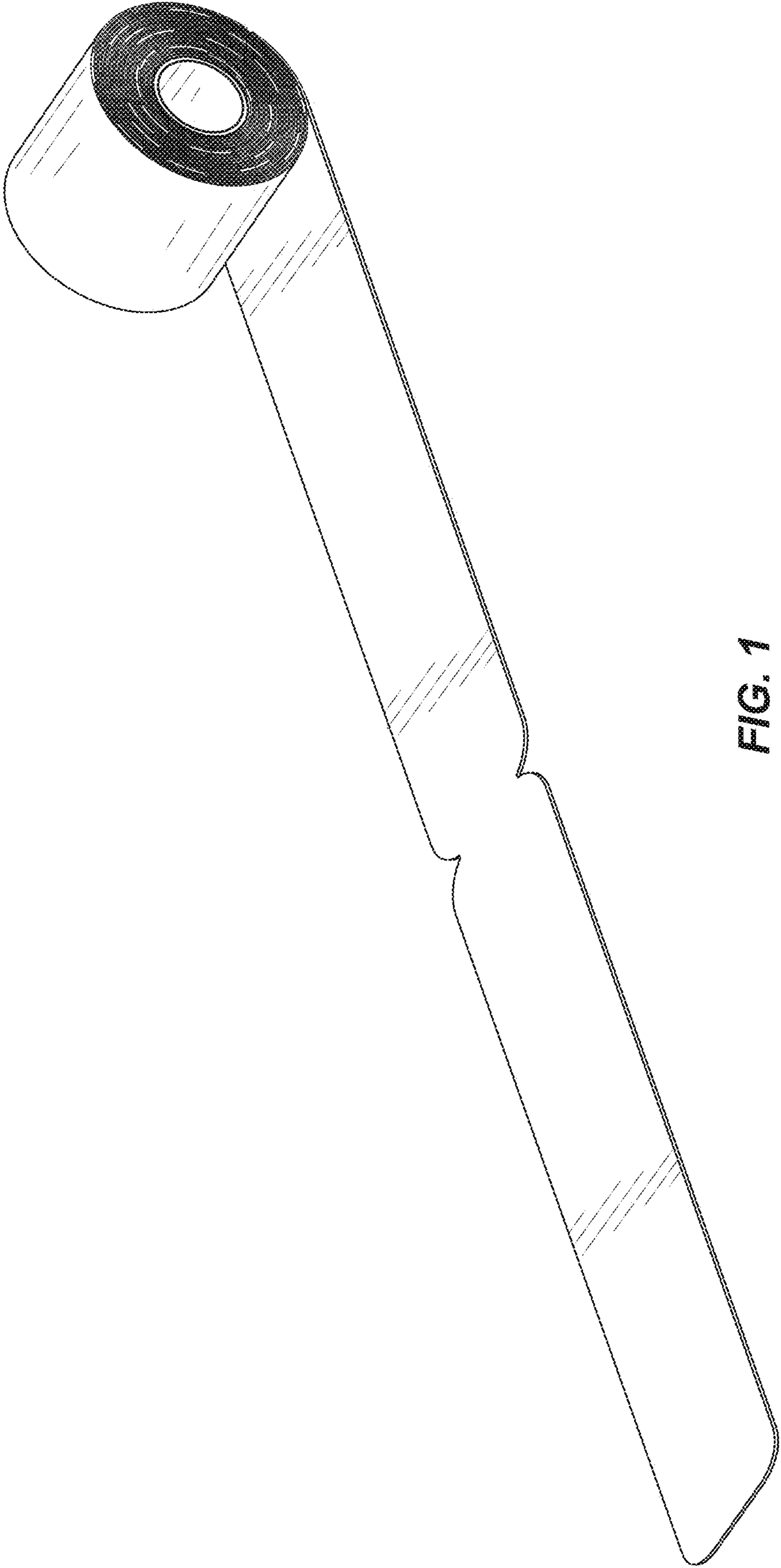




FIG. 2

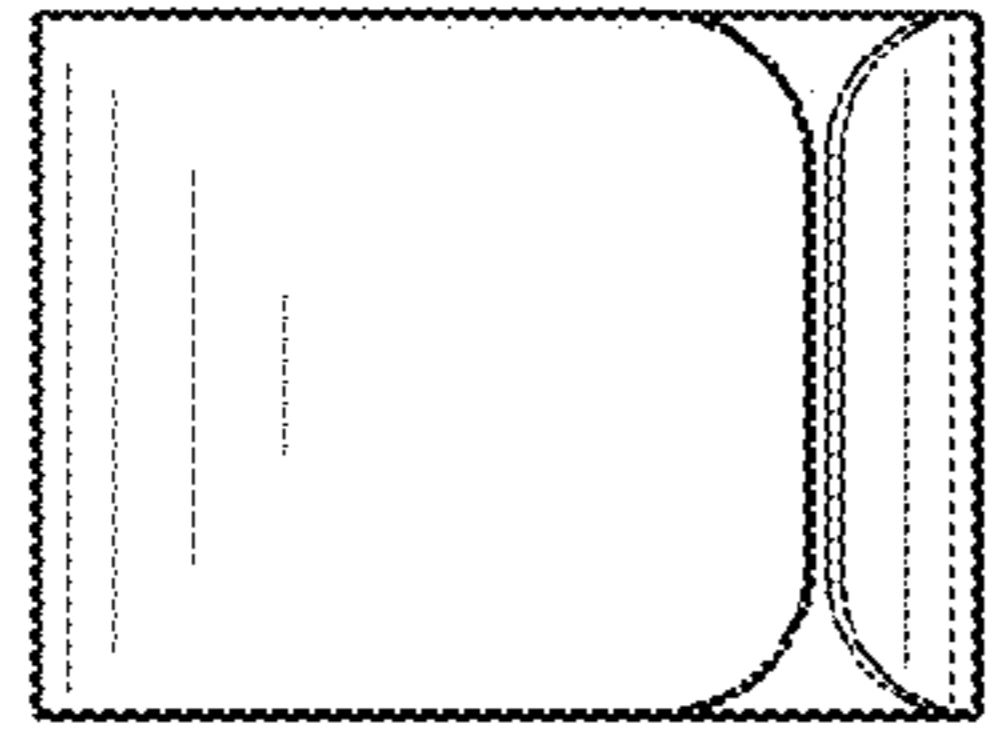


FIG. 4

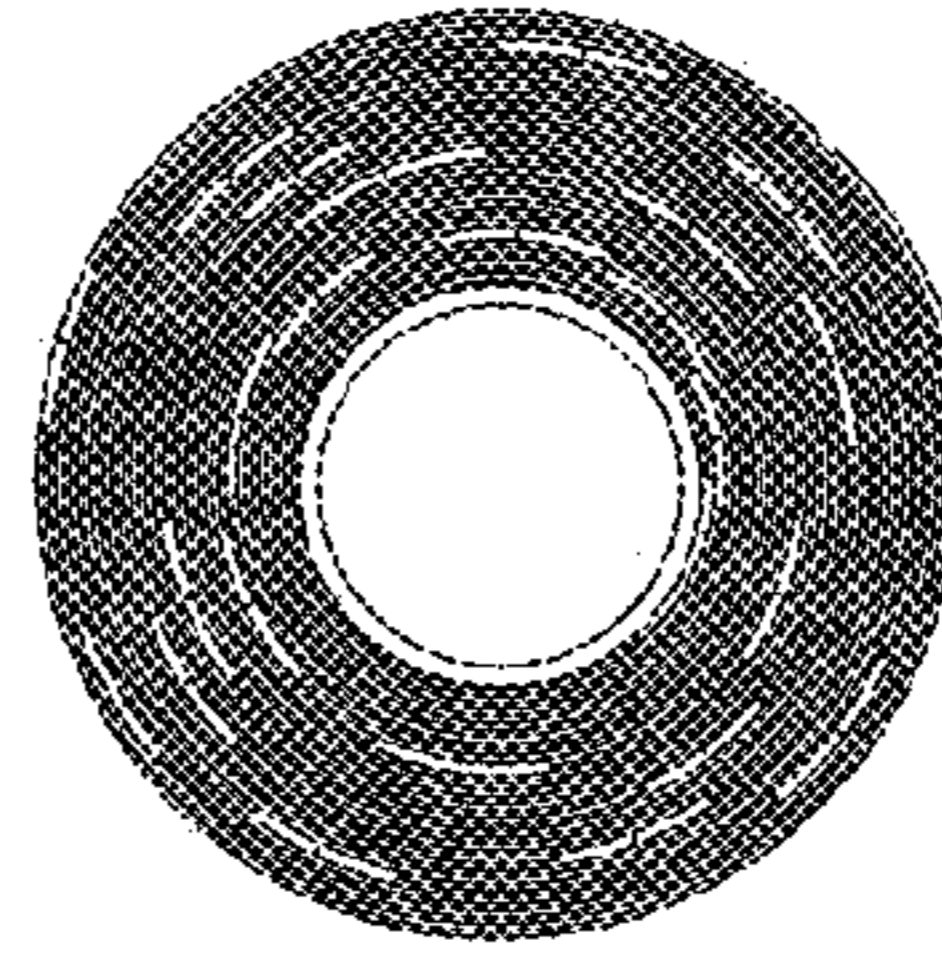


FIG. 3




FIG. 5




FIG. 6

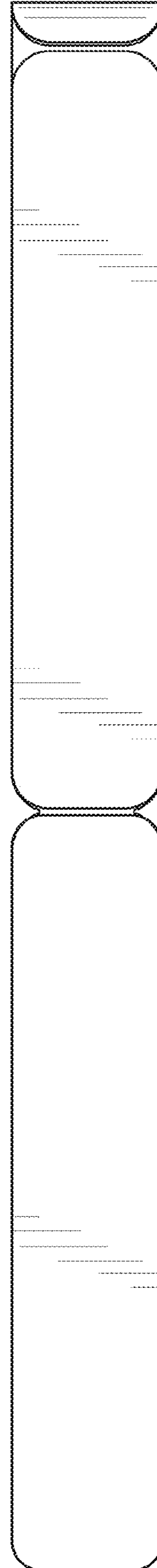


FIG. 7