



US00D947859S

(12) **United States Design Patent**  
**Hu**

(10) **Patent No.:** **US D947,859 S**

(45) **Date of Patent:** **\*\* Apr. 5, 2022**

(54) **MOUSE PAD**

(71) Applicant: **Yajun Hu**, El Dorado Hills, CA (US)

(72) Inventor: **Yajun Hu**, El Dorado Hills, CA (US)

(73) Assignees: **Yajun Hu**, El Dorado Hills, CA (US);  
**EUREKA LLC.**, El Dorado Hills, CA (US)

(\*\*) Term: **15 Years**

(21) Appl. No.: **29/735,066**

(22) Filed: **May 18, 2020**

(51) **LOC (13) Cl.** ..... **14-99**

(52) **U.S. Cl.**  
USPC ..... **D14/458**; D14/457

(58) **Field of Classification Search**  
USPC ..... D14/392, 455, 251, 258, 299, 344, 347,  
D14/432, 440, 447, 451, 457-461  
CPC ..... G06F 3/0395; G06F 3/0396; A47B  
2021/0307; A47B 2021/0321; A47B  
2021/0378; A47B 21/00; A47B 21/0371;  
A47C 11/00; B32B 5/22  
See application file for complete search history.

(56) **References Cited**

**U.S. PATENT DOCUMENTS**

D589,966 S 4/2009 Zuckerman  
D742,388 S 11/2015 Lo

D802,599 S 11/2017 Magargee et al.  
D820,269 S 6/2018 Peterson  
D822,676 S 7/2018 Nicholas et al.  
D836,937 S 1/2019 Sullins  
D864,212 S 10/2019 Qiu  
D865,774 S 11/2019 Li

*Primary Examiner* — Christian P. McLean  
*Assistant Examiner* — Kouros Taie-Tehrani

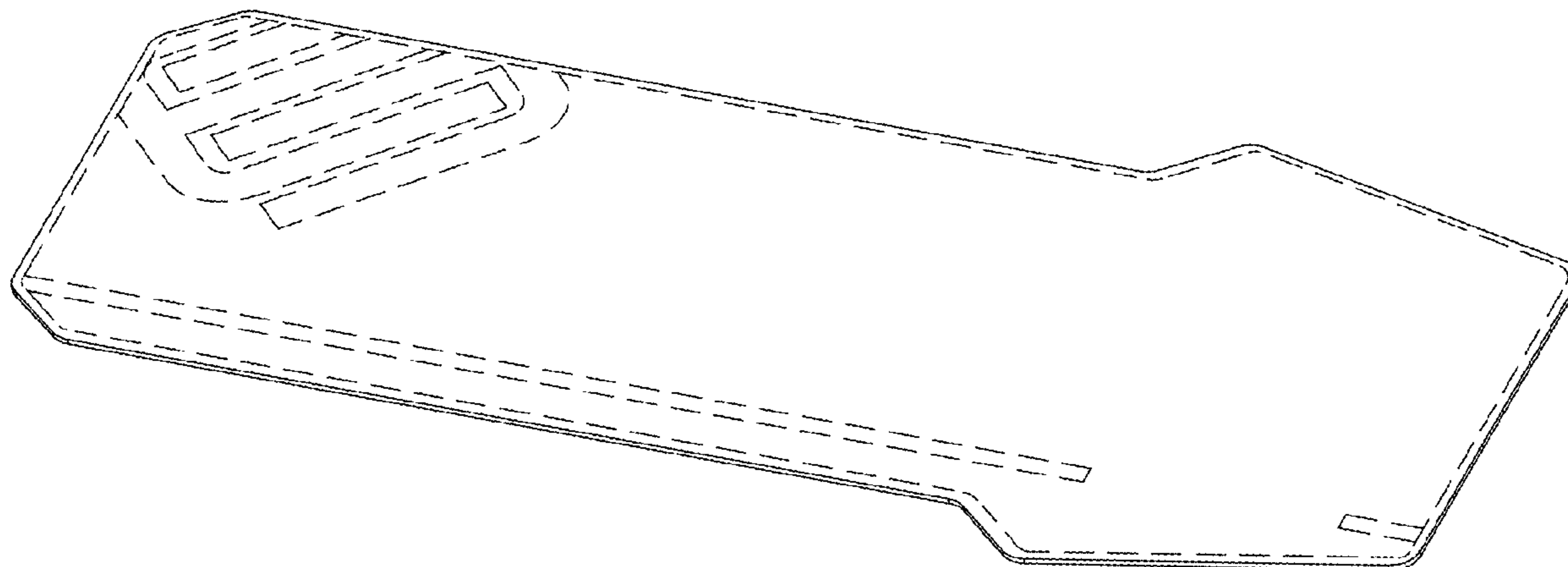
(57) **CLAIM**

The ornamental design for a mouse pad, as shown and described.

**DESCRIPTION**

FIG. 1 is a perspective view of a mouse pad, showing my new design;  
FIG. 2 is a top view thereof;  
FIG. 3 is a right side view thereof;  
FIG. 4 is a left side view thereof;  
FIG. 5 is a bottom view thereof;  
FIG. 6 is a back side view thereof; and,  
FIG. 7 is a front side view thereof.  
The dashed lines in the drawings form part of the claimed design.

**1 Claim, 7 Drawing Sheets**



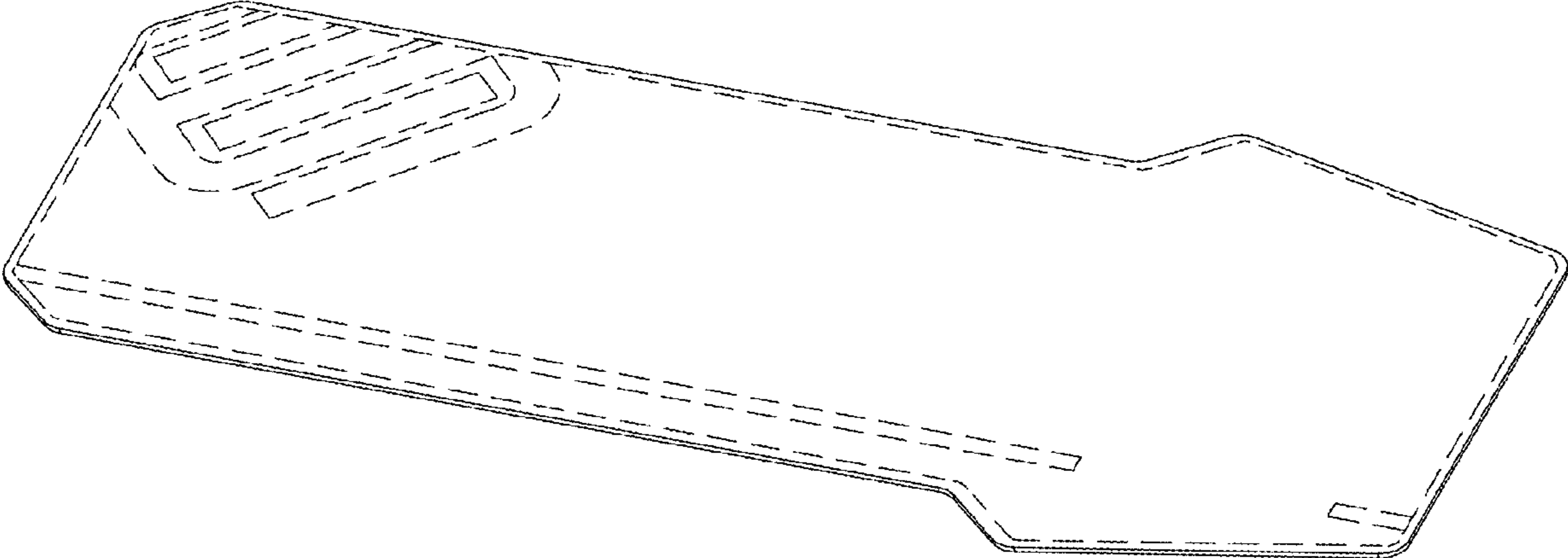


FIG.1




FIG.2




FIG.3




FIG.4




FIG.5

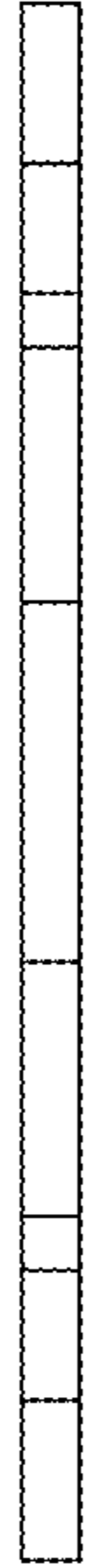


FIG.6




FIG.7