



US00D947761S

(12) **United States Design Patent**  
**Nakagawa et al.**

(10) **Patent No.:** **US D947,761 S**  
(45) **Date of Patent:** **\*\* Apr. 5, 2022**

(54) **RETRACTABLE STRUCTURAL TEMPLATE**

(71) Applicants: **Leala Nakagawa**, Nashville, TN (US);  
**Jeanette Meng Nakagawa**, Nashville,  
TN (US)

(72) Inventors: **Leala Nakagawa**, Nashville, TN (US);  
**Jeanette Meng Nakagawa**, Nashville,  
TN (US)

(\*\*) Term: **15 Years**

(21) Appl. No.: **29/774,067**

(22) Filed: **Mar. 13, 2021**

(51) **LOC (13) Cl.** ..... **13-02**

(52) **U.S. Cl.**  
USPC ..... **D13/102**

(58) **Field of Classification Search**  
USPC ..... D13/101, 102, 110, 118, 184, 199  
CPC ..... H01L 31/18; H01L 31/042; H01L 31/045;  
H01L 31/048; H01L 31/0203; H01L  
31/0468; H01L 31/0525; H02S 10/40;  
H02S 20/30; H02S 30/20; Y02E 10/50;  
Y10T 29/49826; E04C 3/005  
See application file for complete search history.

(56) **References Cited**

**U.S. PATENT DOCUMENTS**

5,296,044 A *	3/1994	Harvey	.....	H02S 30/20 136/245
6,689,952 B2	2/2004	Kawaguchi		
D663,262 S *	7/2012	Cheung	.....	D13/102
8,356,774 B1 *	1/2013	Banik	.....	B64G 1/222 244/159.5

(Continued)

**OTHER PUBLICATIONS**

<https://www.flickr.com/photos/origamiz/2781836544/in/photostream/>  
Carlos Natan Lopez Nazario-Triangular Prism Tessellation Aug. 20,  
2008 (Year: 2008).\*

*Primary Examiner* — Derrick E Holland  
(74) *Attorney, Agent, or Firm* — iPA & iPM


(57) **CLAIM**

The ornamental design for a retractable structural template,  
as shown and described.

**DESCRIPTION**

FIG. 1 is a perspective view of a retractable structural template showing our new design in a first deployed condition;  
FIG. 2 is a top plan view thereof;  
FIG. 3 is a front elevation view thereof;  
FIG. 4 is a back elevation view thereof;  
FIG. 5 is a left side view thereof;  
FIG. 6 is a right side view thereof;  
FIG. 7 is a bottom plan view thereof;  
FIG. 8 is a top plan view of the retractable structural template shown in a fully retracted condition;  
FIG. 9 is a perspective view of that shown in FIG. 8;  
FIG. 10 is a top plan view of the retractable structural template shown in a second deployed condition;  
FIG. 11 is a perspective view of that shown in FIG. 10;  
FIG. 12 is a top plan view of the retractable structural template shown in a third deployed condition;  
FIG. 13 is a perspective view of that shown in FIG. 12;  
FIG. 14 is a top plan view of the retractable structural template shown in a fourth deployed condition;  
FIG. 15 is a perspective view of that shown in FIG. 14;  
FIG. 16 is another perspective view of the retractable structural template shown in a fully retracted condition;  
FIG. 17 is another perspective view of the retractable structural template shown in a fifth deployed condition;  
FIG. 18 is another perspective view of the retractable structural template shown in a six deployed condition;  
FIG. 19 is another perspective view of the retractable structural template shown in a seventh deployed condition;  
and,  
FIG. 20 is a top plan view of the retractable structural template shown in a fully deployed flat condition.

**1 Claim, 8 Drawing Sheets**



(56)

**References Cited**

U.S. PATENT DOCUMENTS

8,376,282	B2	2/2013	Keller et al.	
D680,949	S	4/2013	Swatek	
D728,466	S	5/2015	Ehrsam et al.	
9,046,281	B2	6/2015	Curran	
D755,118	S	5/2016	Munshi et al.	
D755,119	S *	5/2016	Munshi .....	D13/102
9,352,853	B2	5/2016	Eskenazi et al.	
D761,996	S *	7/2016	Nguyen .....	D26/118
D812,903	S *	3/2018	Derusha .....	D3/232
10,130,047	B2 *	11/2018	Surany .....	F24S 25/10
D836,539	S *	12/2018	Yang .....	D13/102
10,306,959	B2	6/2019	Rosedale	
10,630,100	B2	4/2020	Van Straten	
10,760,746	B2 *	9/2020	Sreshta .....	H02J 7/0047
D907,355	S	1/2021	Akin et al.	
2005/0267616	A1	12/2005	Kling	
2008/0223431	A1 *	9/2008	Chu .....	H02S 30/20 136/245
2009/0320898	A1 *	12/2009	Gumm .....	F24S 25/15 136/245
2012/0090660	A1 *	4/2012	Keller .....	E04C 3/005 136/245
2012/0216850	A1 *	8/2012	Chu .....	H02S 30/20 136/245
2014/0230882	A1	8/2014	Hingley	

\* cited by examiner




FIG. 1

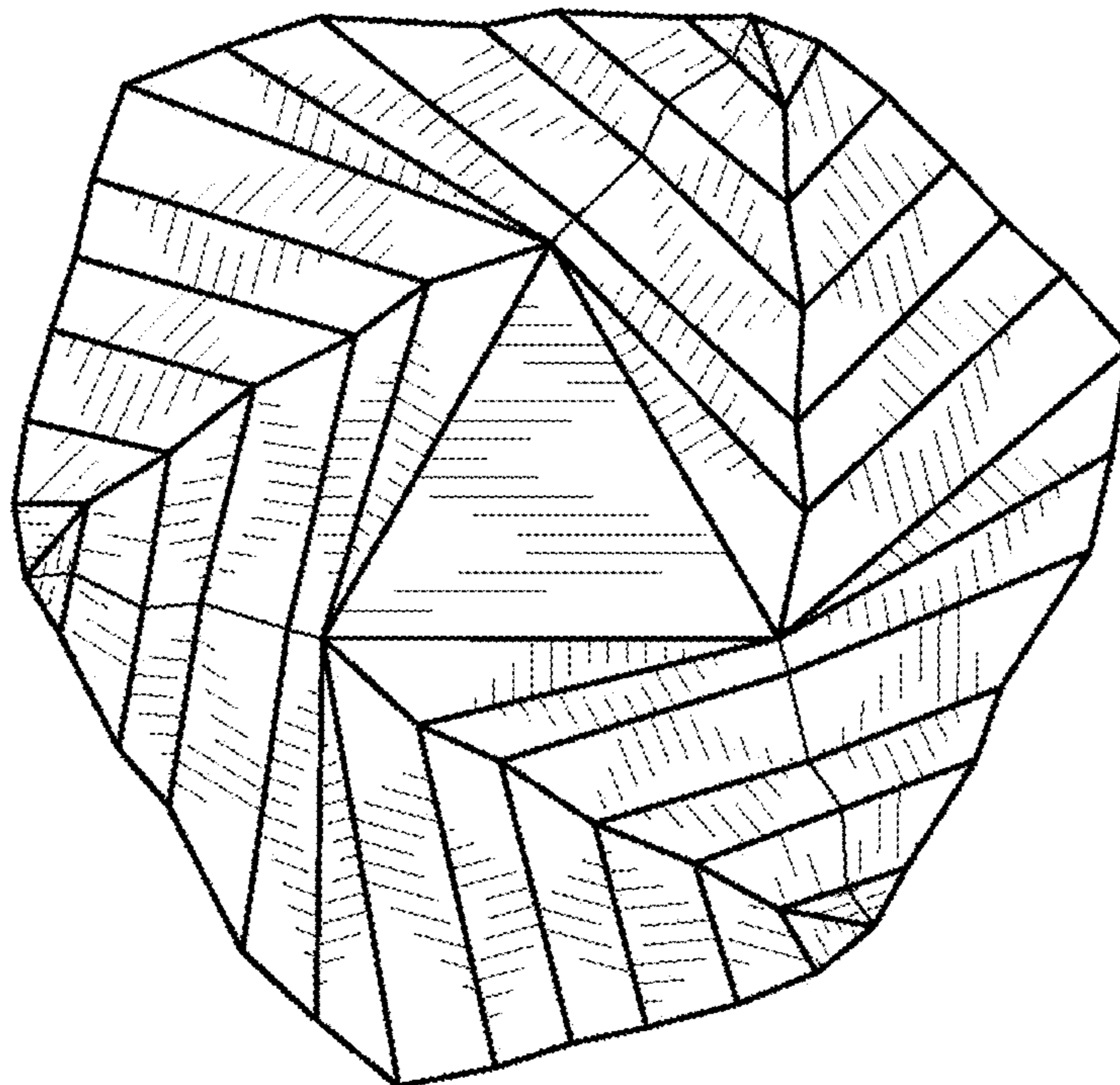


FIG. 2



FIG. 3



FIG. 4



FIG. 5



FIG. 6

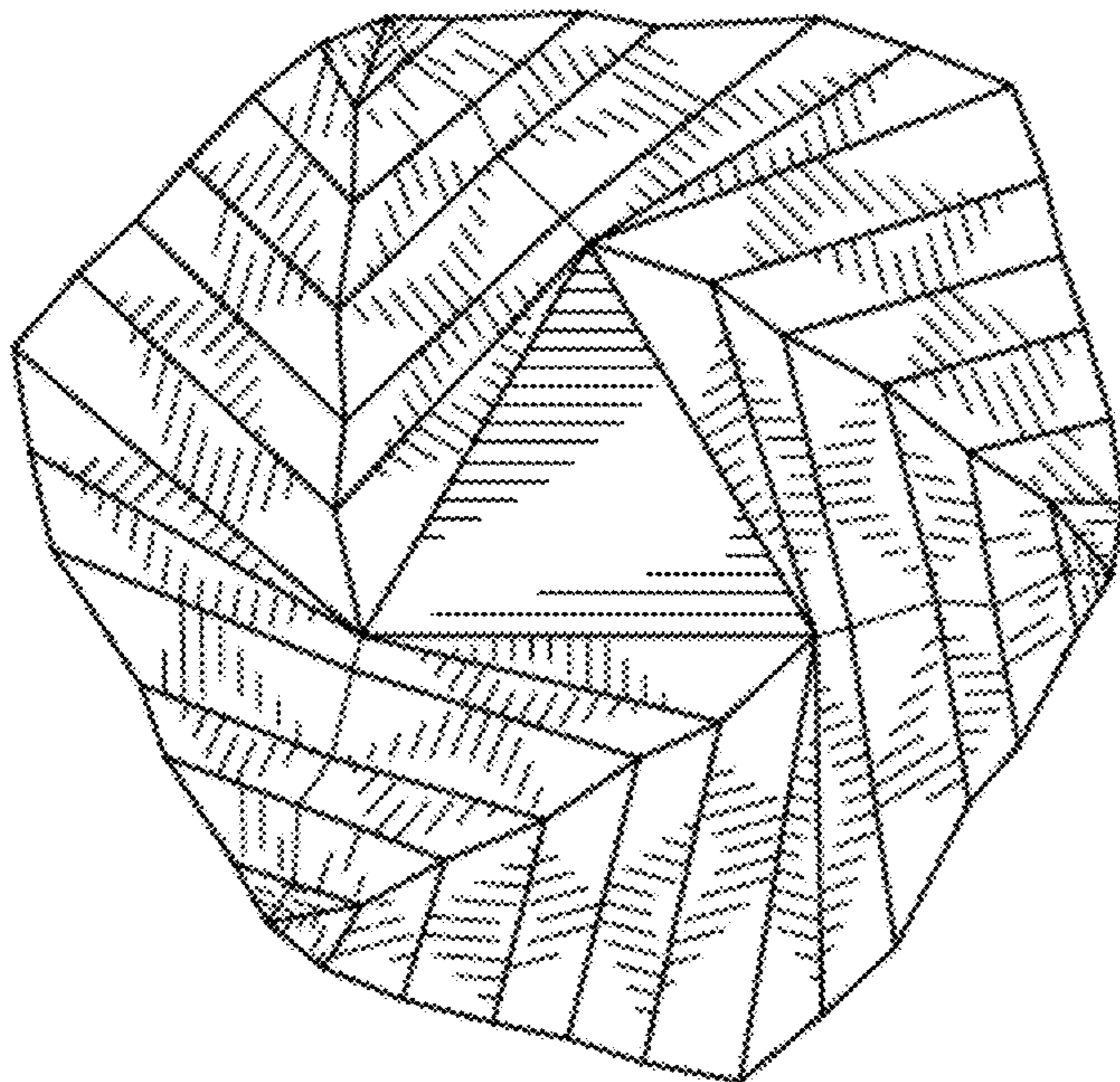


FIG. 7

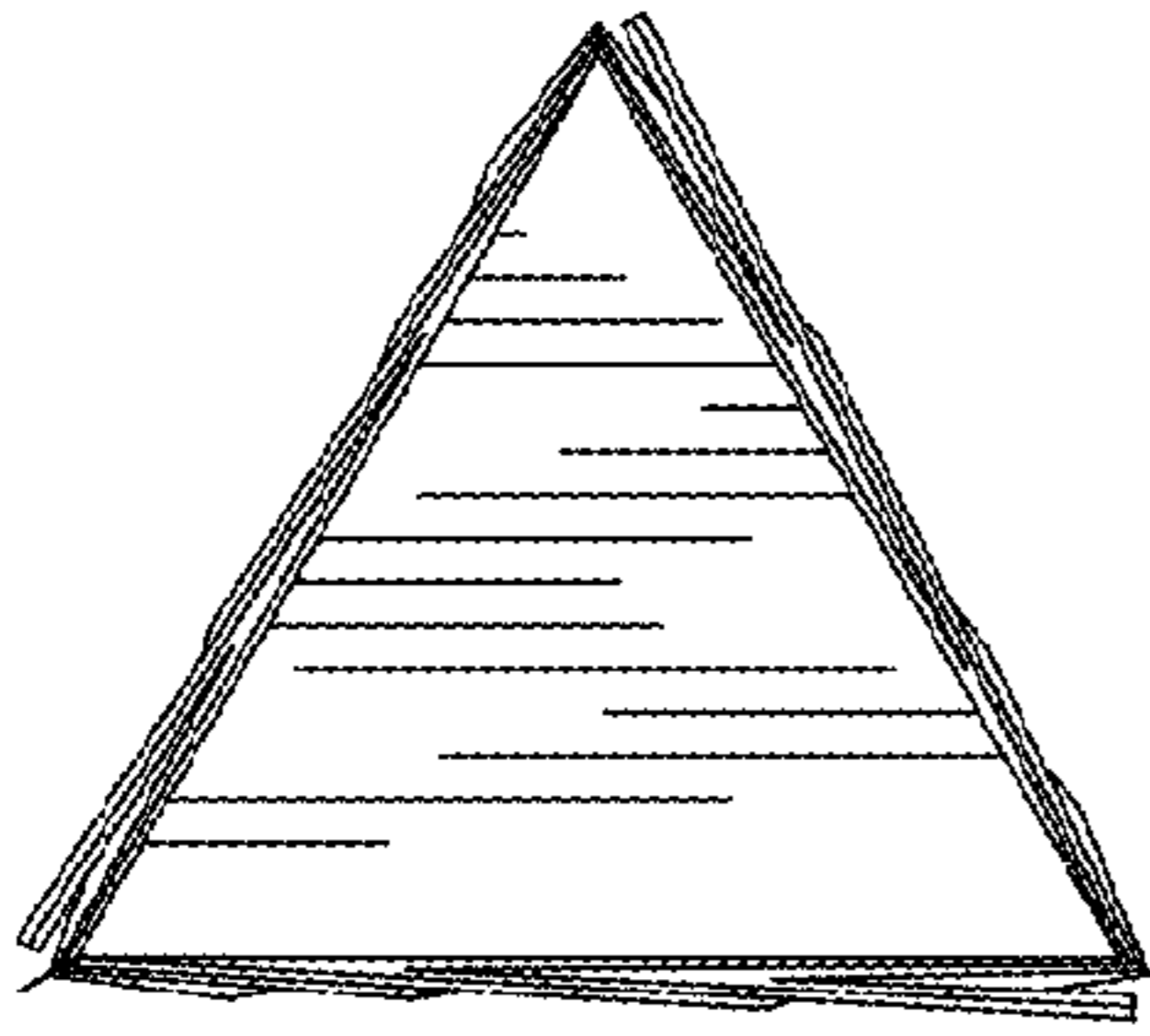


FIG. 8

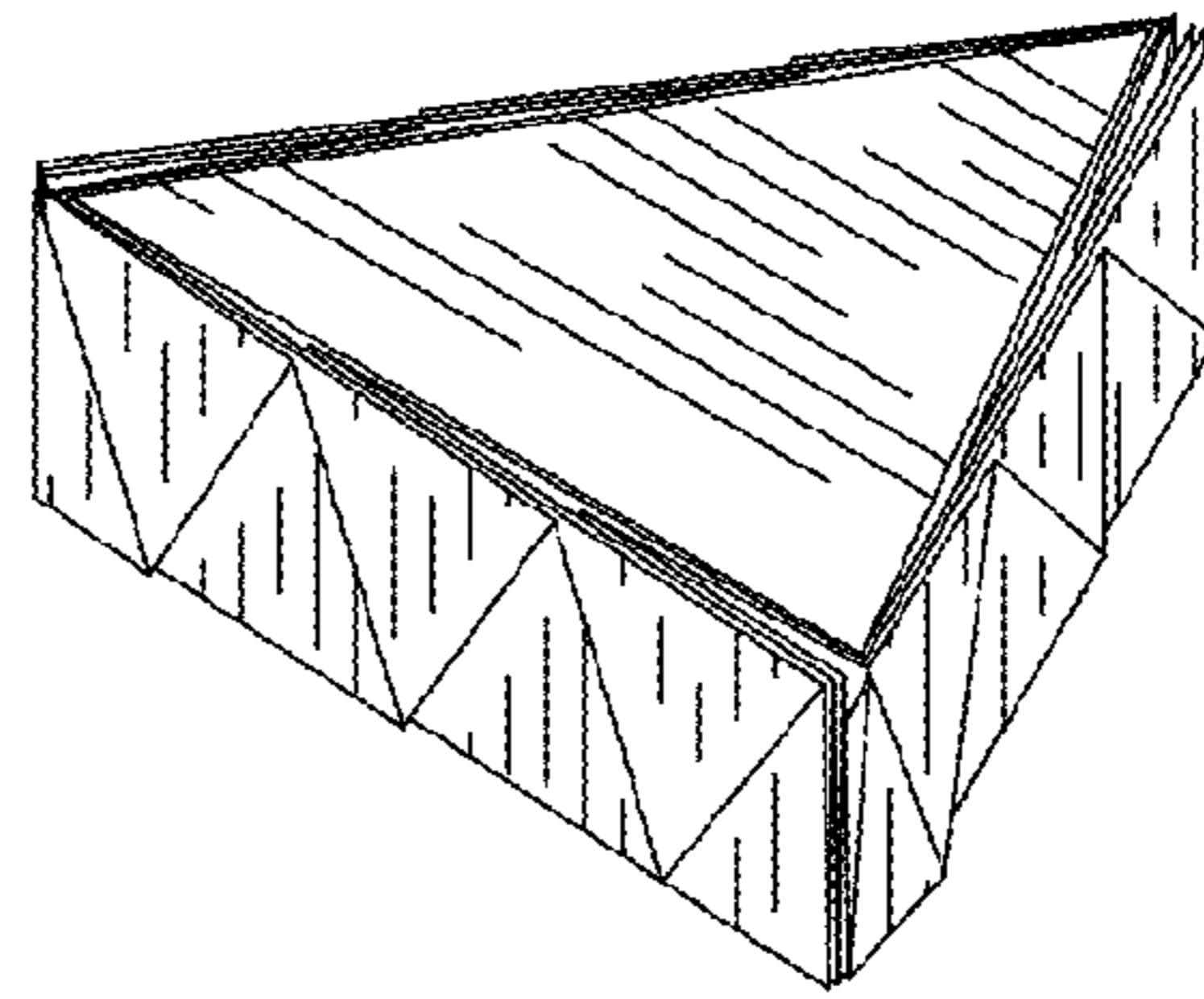


FIG. 9

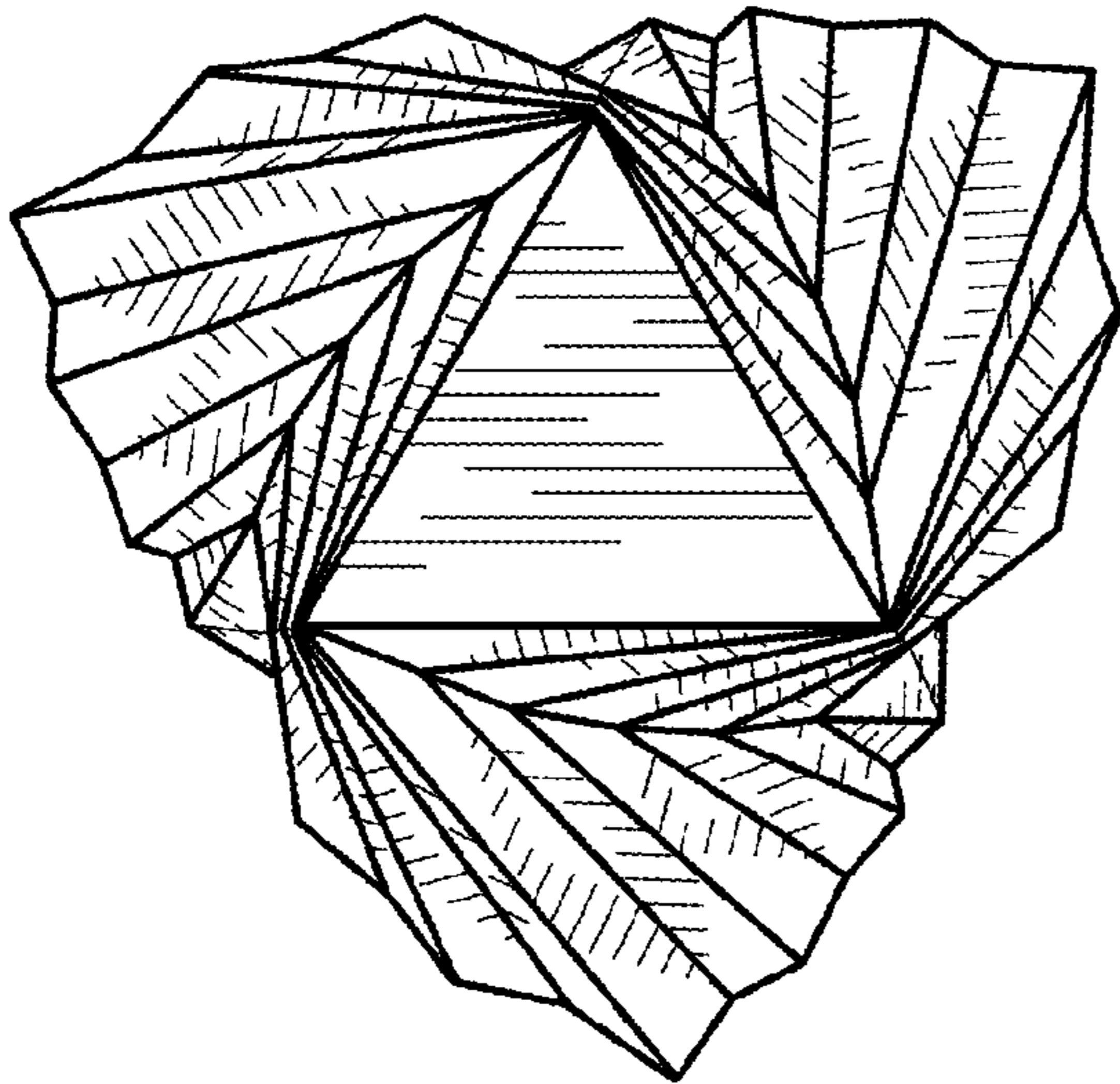


FIG. 10




FIG. 11

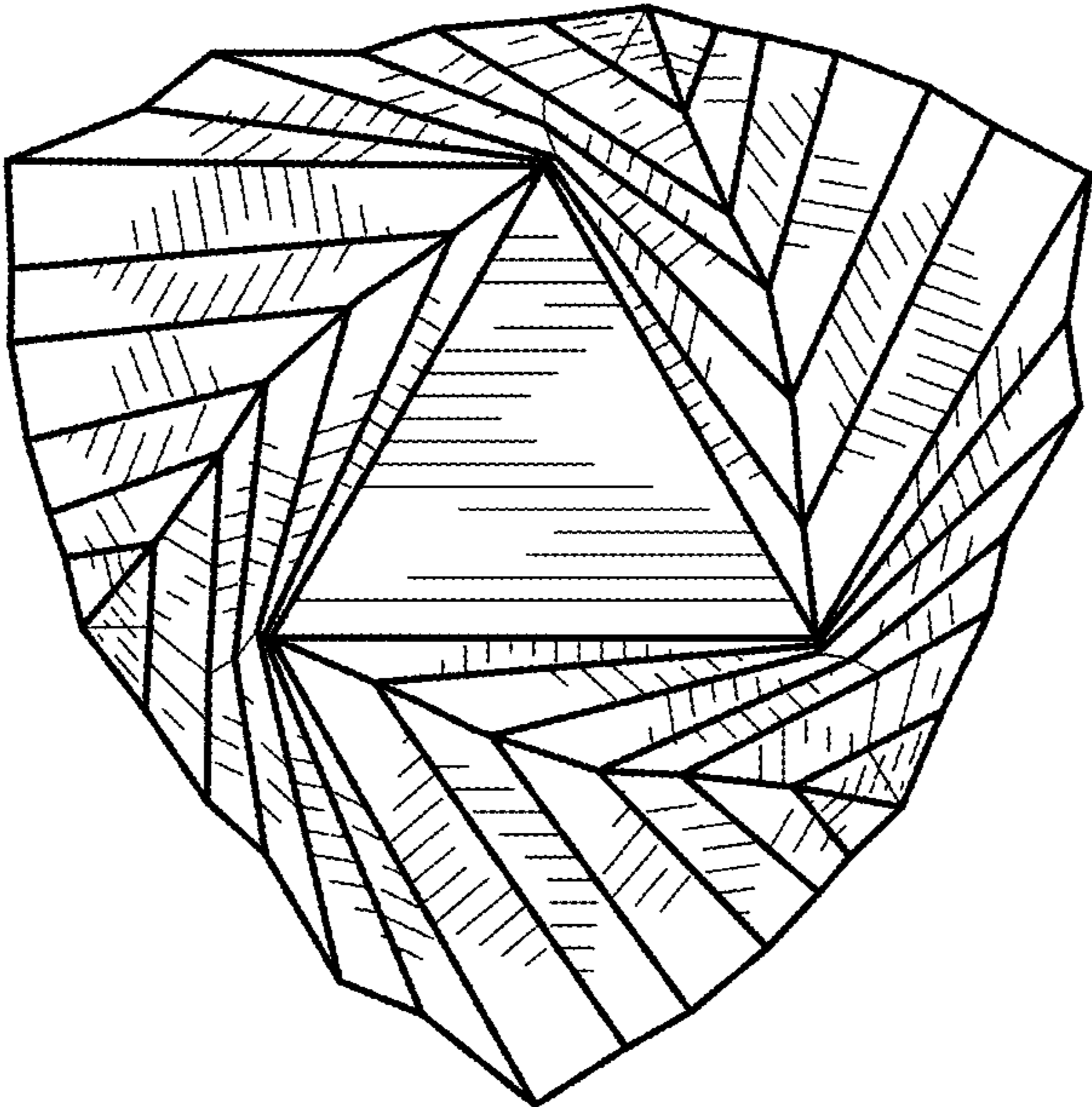


FIG. 12




FIG. 13

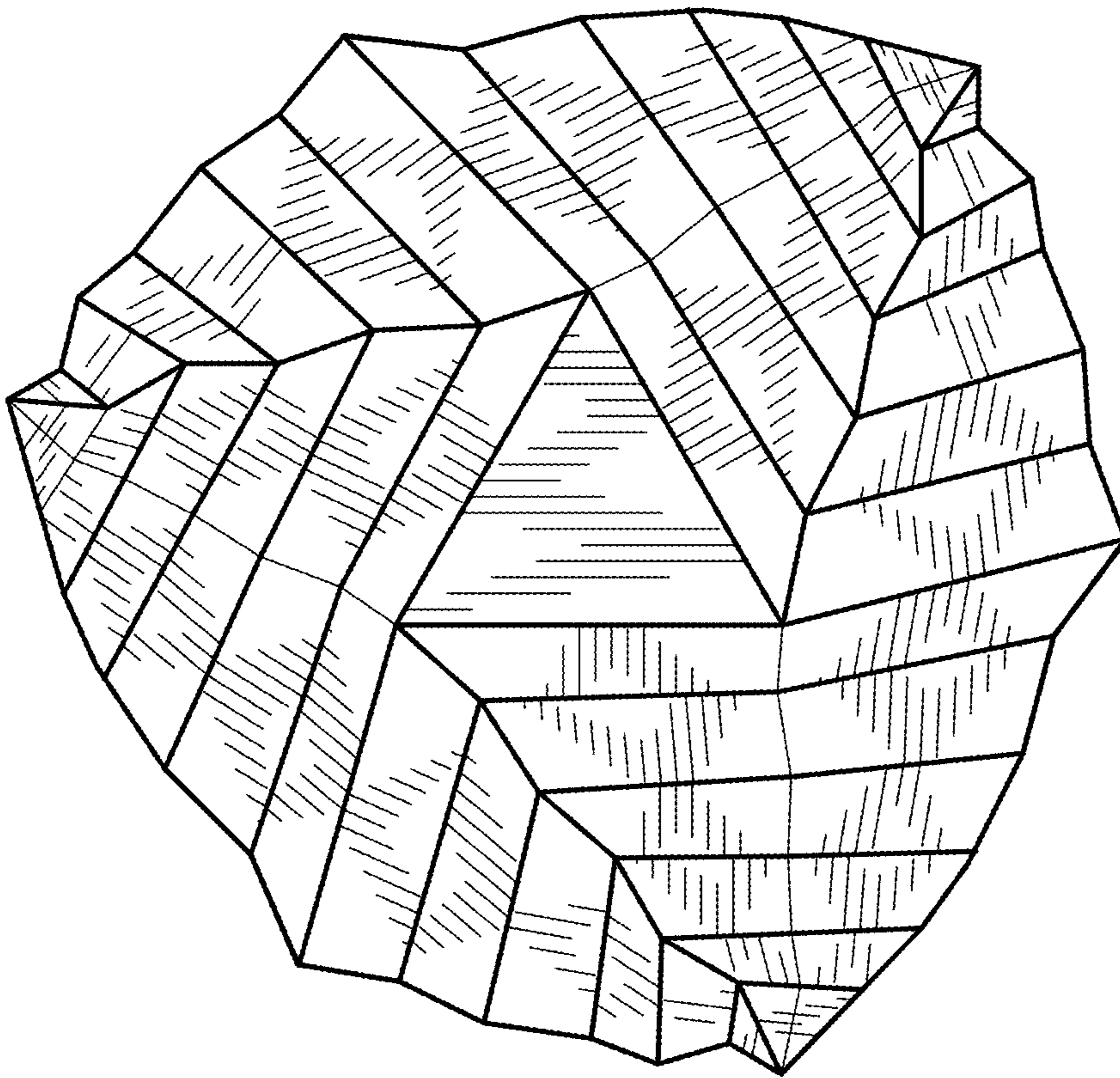


FIG. 14

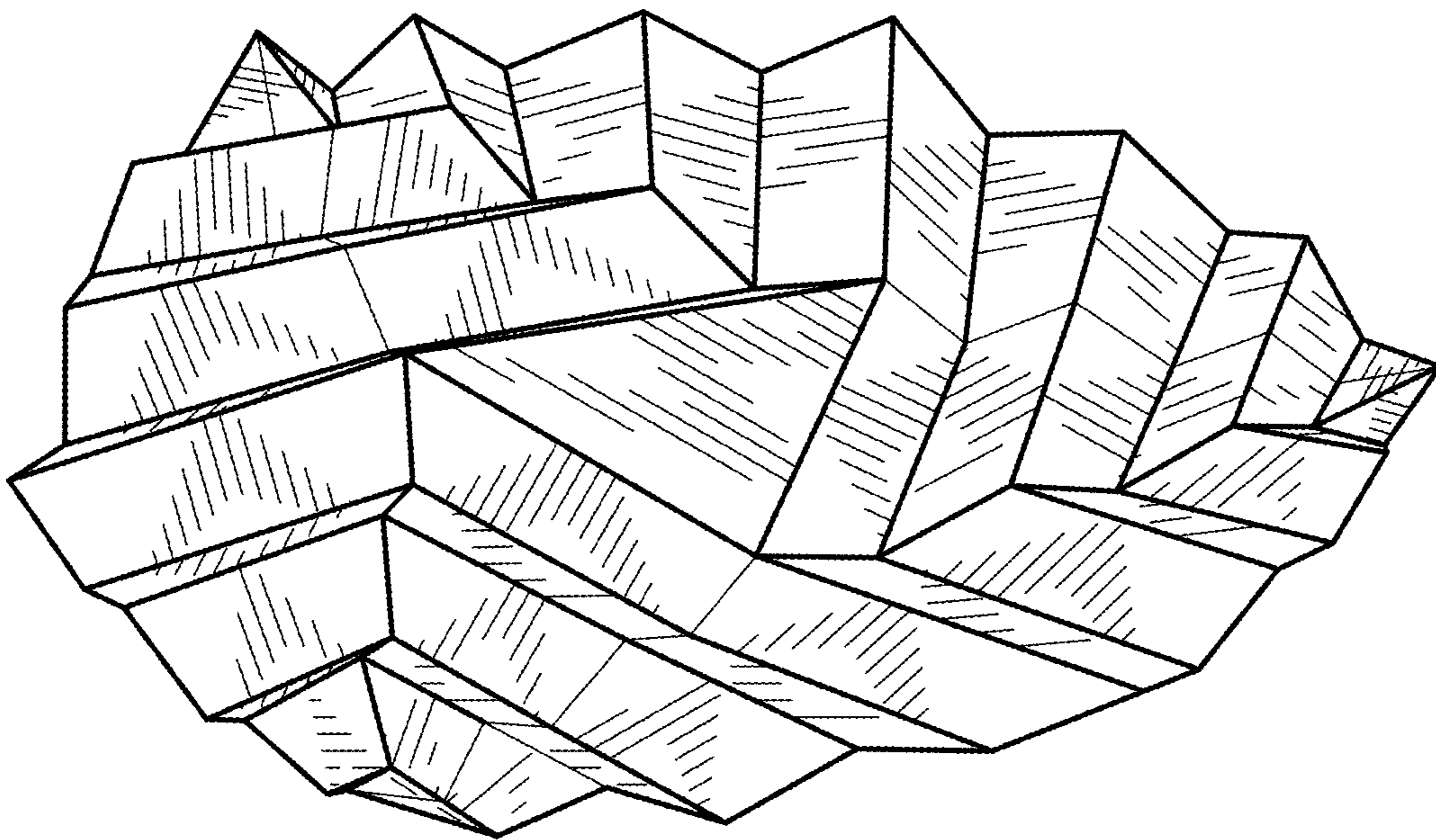


FIG. 15

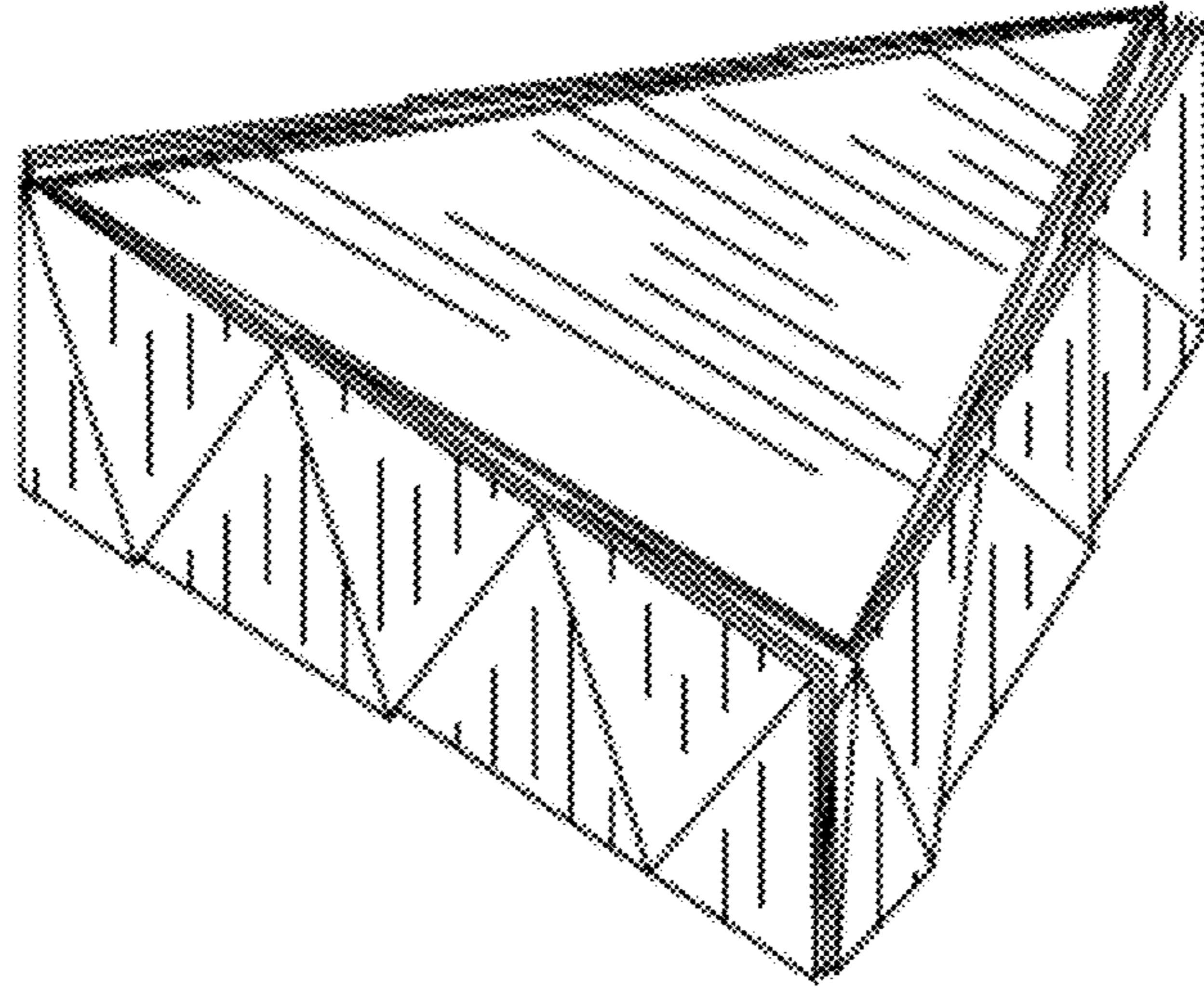


FIG. 16




FIG. 17






FIG. 18

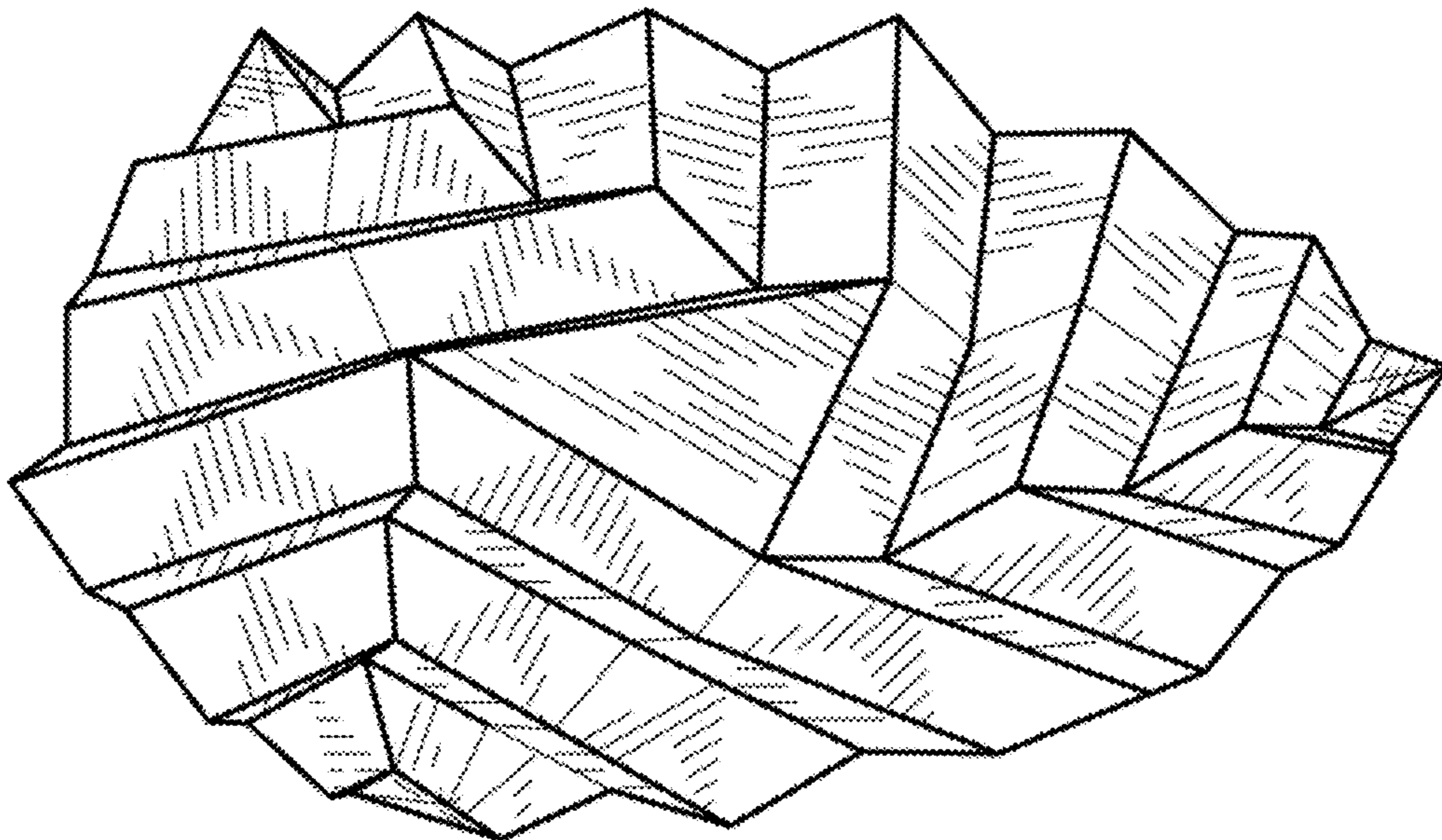


FIG. 19

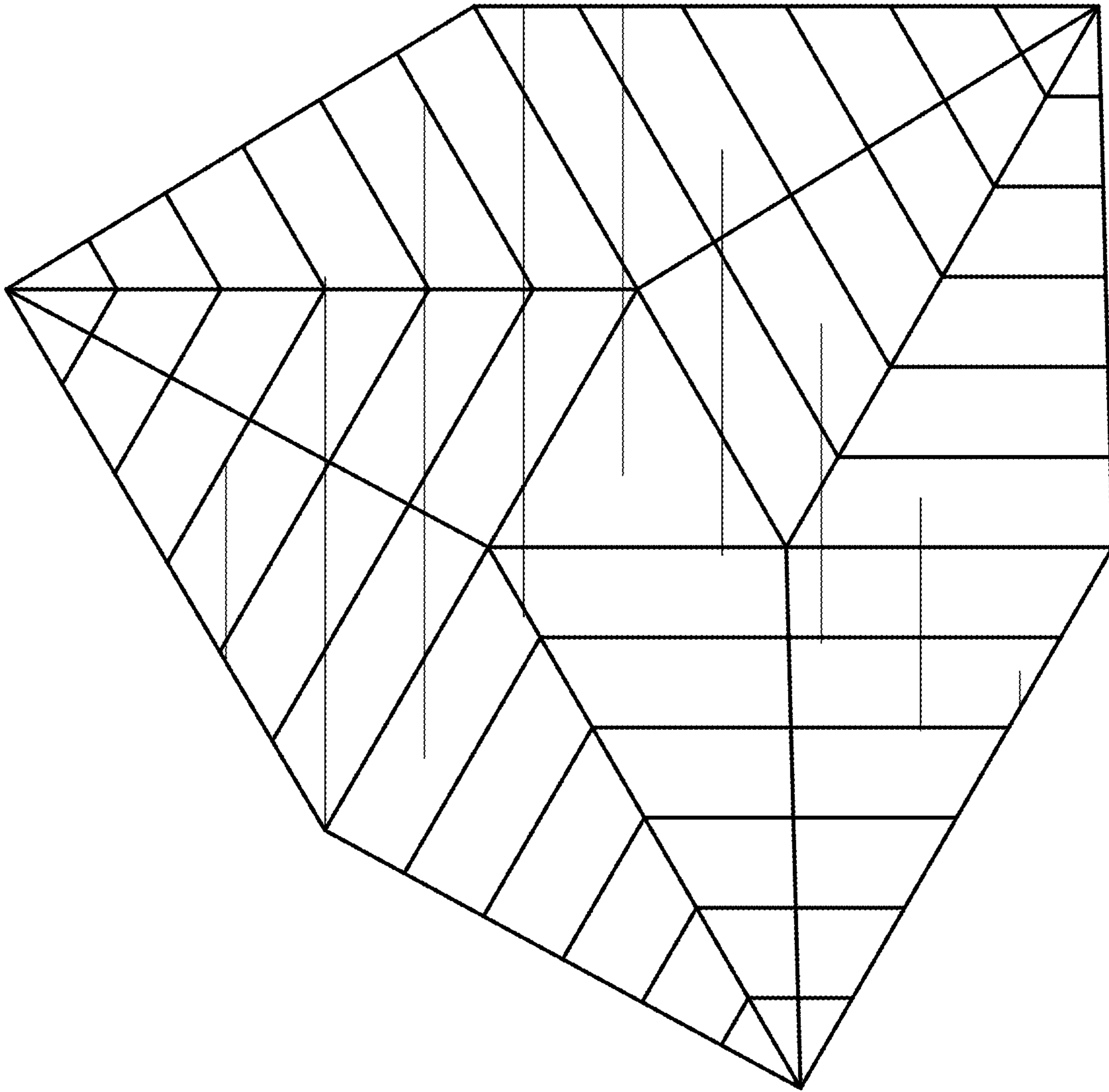


FIG. 20