



US00D947760S

(12) **United States Design Patent**  
**Gao**

(10) **Patent No.:** **US D947,760 S**

(45) **Date of Patent:** **\*\* Apr. 5, 2022**

(54) **SOLAR FOLDING CHARGEABLE BAG**

(71) Applicant: **Maodi Solar Technology (Dongguan) Co., Ltd, Dongguan (CN)**

(72) Inventor: **Zhiyi Gao, Dongguan (CN)**

(73) Assignee: **Maodi Solar Technology (Dongguan) Co., Ltd, Dongguan (CN)**

(\*\*) Term: **15 Years**

(21) Appl. No.: **29/771,384**

(22) Filed: **Feb. 22, 2021**

(30) **Foreign Application Priority Data**

Jan. 12, 2021 (CN) ..... 202130018912.2

(51) **LOC (13) Cl.** ..... **13-02**

(52) **U.S. Cl.**  
USPC ..... **D13/102**

(58) **Field of Classification Search**  
USPC ..... D13/101, 102, 103, 107, 108, 110, 118,  
D13/133, 184, 199

CPC ..... H01L 31/02; H01L 31/18; H01L 31/042;  
H01L 31/048; H01L 31/0525; H01L  
31/0203; H01L 31/02008; H01L 31/0504;  
H01L 31/02013; H01L 27/142; H01L  
27/1421; Y02E 10/40; Y02E 10/47; Y02E  
10/50; Y02E 10/52; Y02E 10/54; Y02E  
10/542; Y02E 10/544; H02S 30/10; H02S  
40/34; H02S 40/44; H02J 7/0042

See application file for complete search history.

(56) **References Cited**

**U.S. PATENT DOCUMENTS**

6,476,311 B1 \* 11/2002 Lee ..... H02S 10/40  
323/221  
D510,316 S \* 10/2005 Hayakawa ..... D13/102

D514,913 S \* 2/2006 Dunn ..... D8/71  
D581,865 S \* 12/2008 Koza ..... D13/102  
D755,119 S \* 5/2016 Munshi ..... D13/102  
D814,400 S \* 4/2018 Cheung ..... D13/102  
D817,265 S \* 5/2018 Liu ..... D13/102  
D830,296 S \* 10/2018 Liu ..... D13/102  
D862,381 S \* 10/2019 Wang ..... D13/102  
D900,018 S \* 10/2020 Lu ..... D13/102  
2013/0240015 A1 \* 9/2013 Chaimovski ..... H02S 30/20  
136/245

\* cited by examiner

*Primary Examiner* — Derrick E Holland

(74) *Attorney, Agent, or Firm* — True Shepherd LLC;  
Andrew C. Cheng

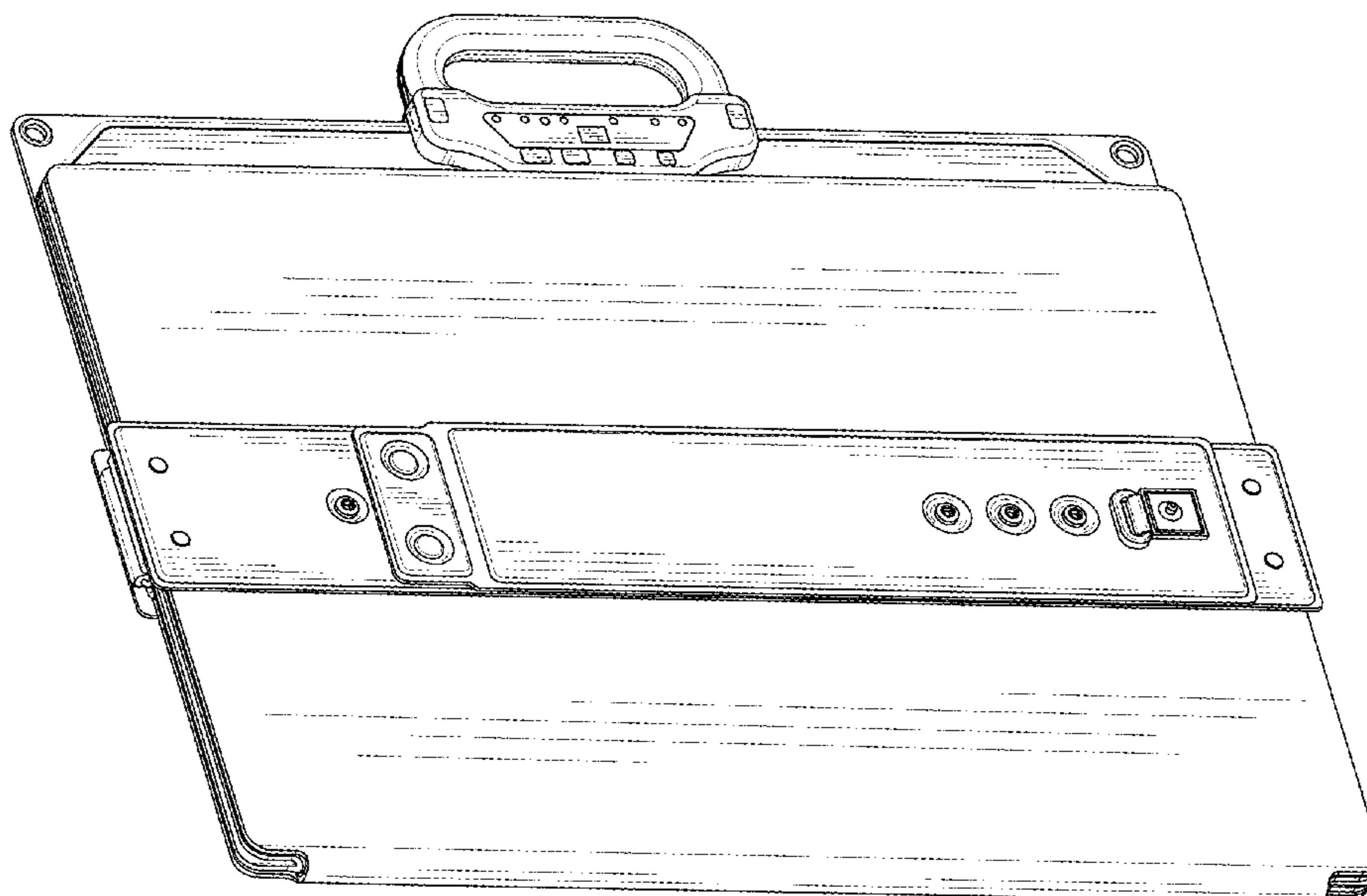
(57) **CLAIM**

The ornamental design for solar folding chargeable bag, as shown and described.

**DESCRIPTION**

FIG. 1 is a perspective view of a solar folding chargeable bag showing my new design;  
FIG. 2 is a front view thereof;  
FIG. 3 is a rear view thereof;  
FIG. 4 is a top plan view thereof;  
FIG. 5 is a bottom plan view thereof;  
FIG. 6 is a right side view thereof;  
FIG. 7 is a left side view thereof;  
FIG. 8 is a front view thereof in an open state;  
FIG. 9 is a rear view thereof; and,  
FIG. 10 is a perspective view thereof in a use state.  
The broken lines depict portions of the solar folding chargeable bag and form no part of the claimed design.

**1 Claim, 9 Drawing Sheets**






FIG. 1

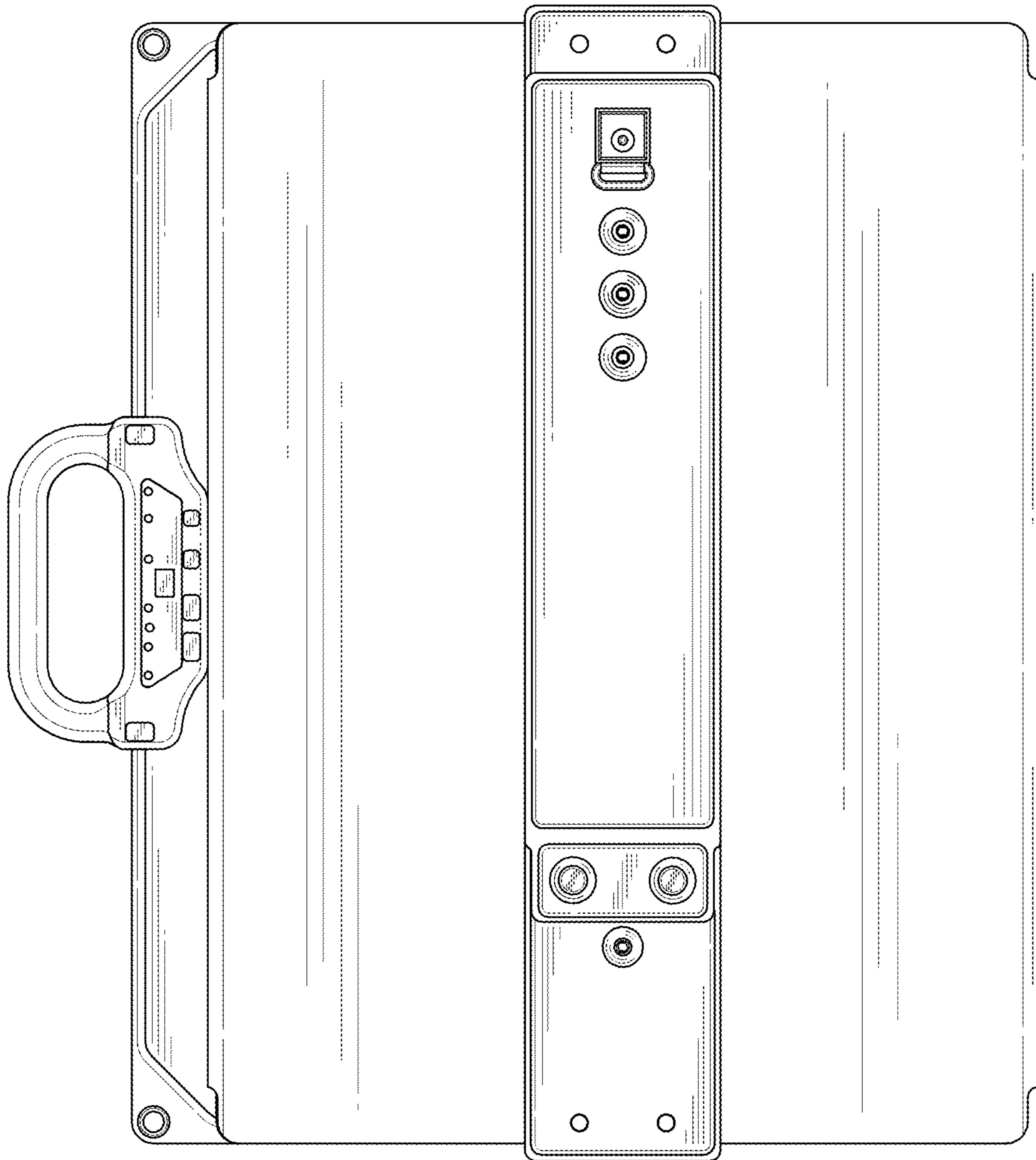


FIG. 2

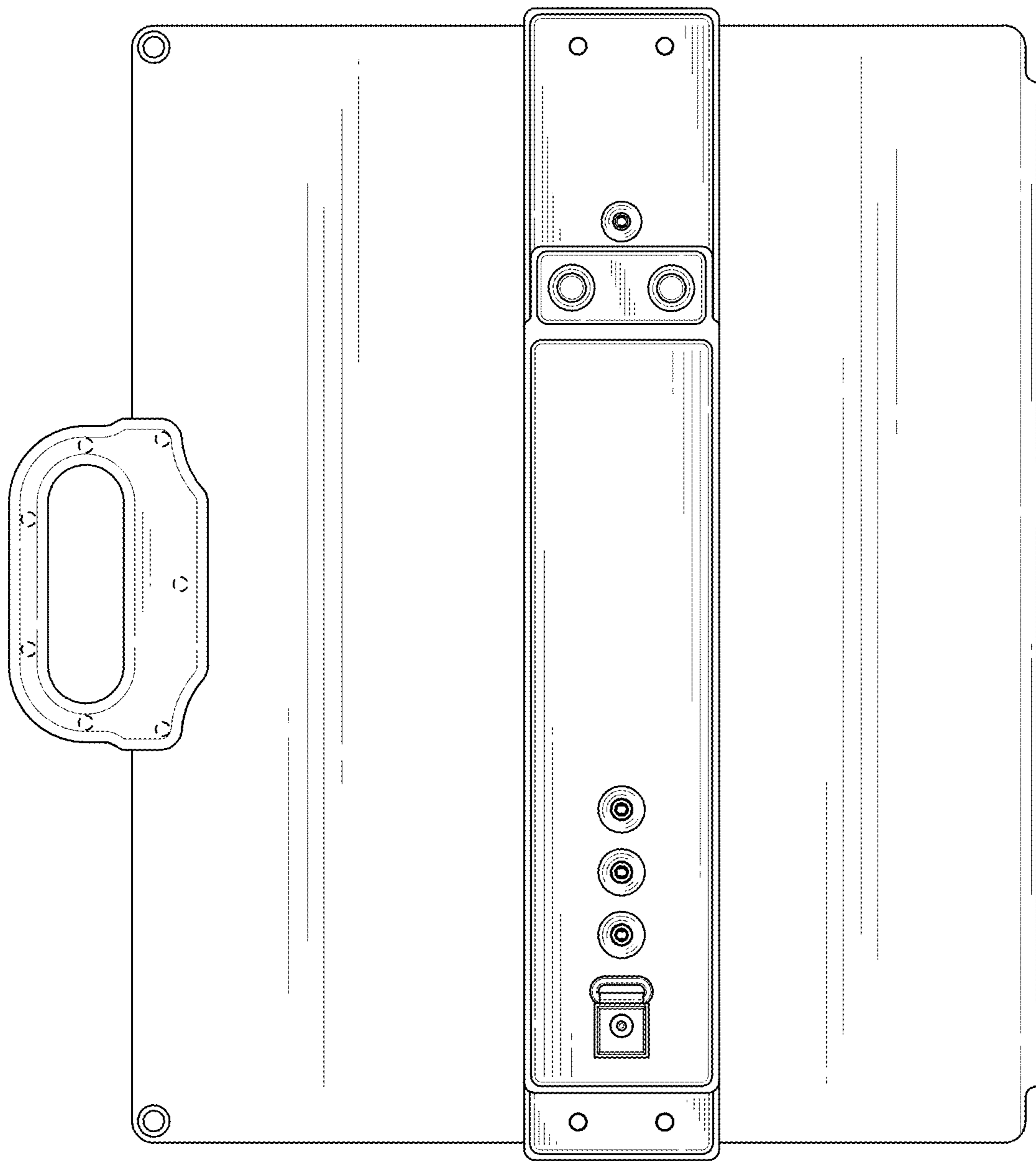


FIG. 3

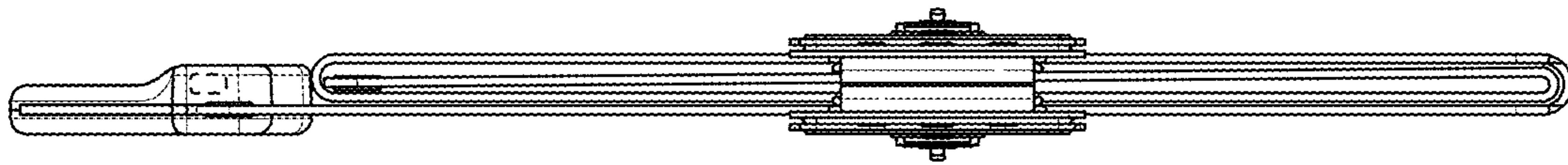


FIG. 4

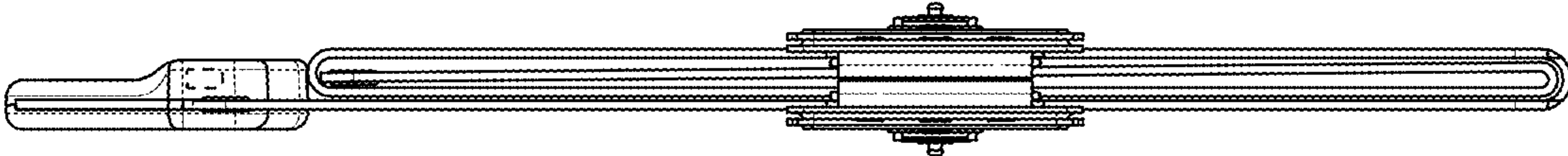


FIG. 5

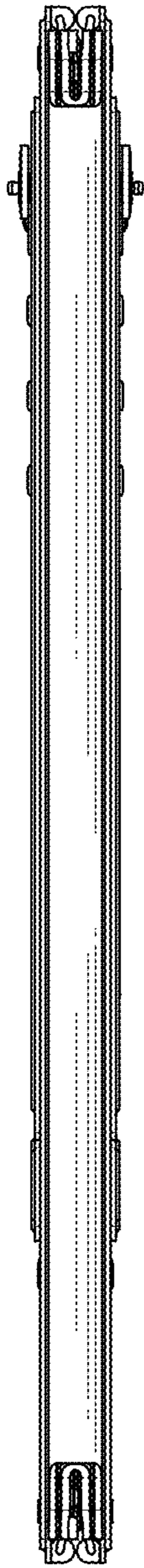


FIG. 6




FIG. 7

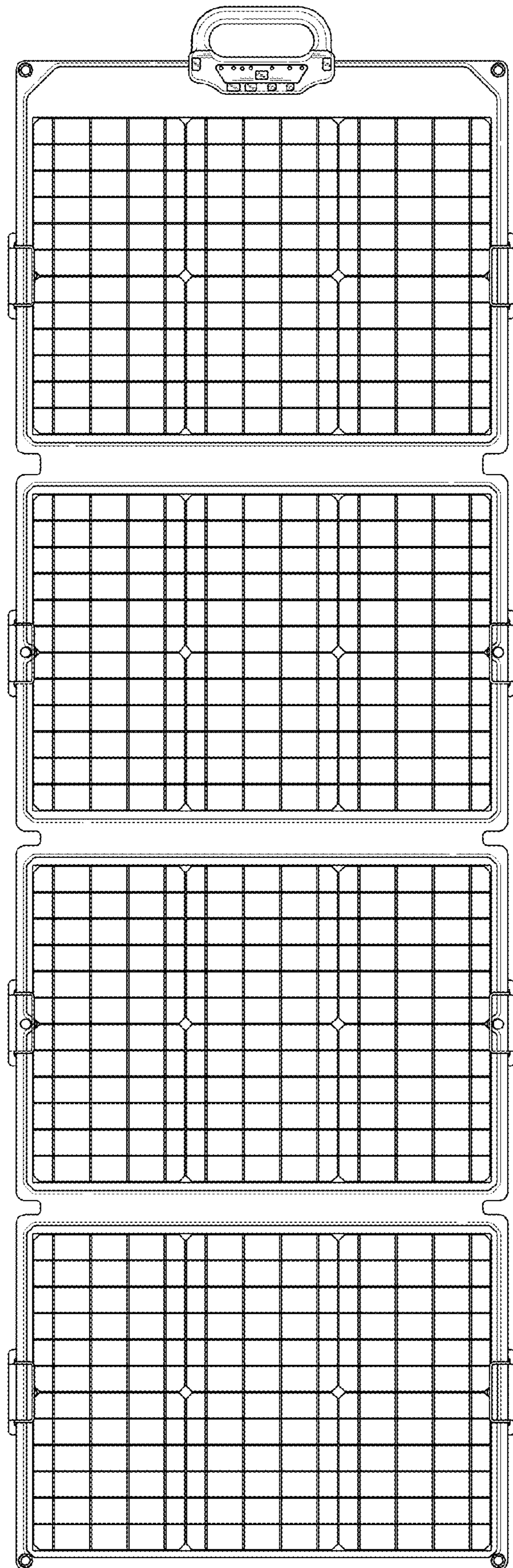


FIG. 8



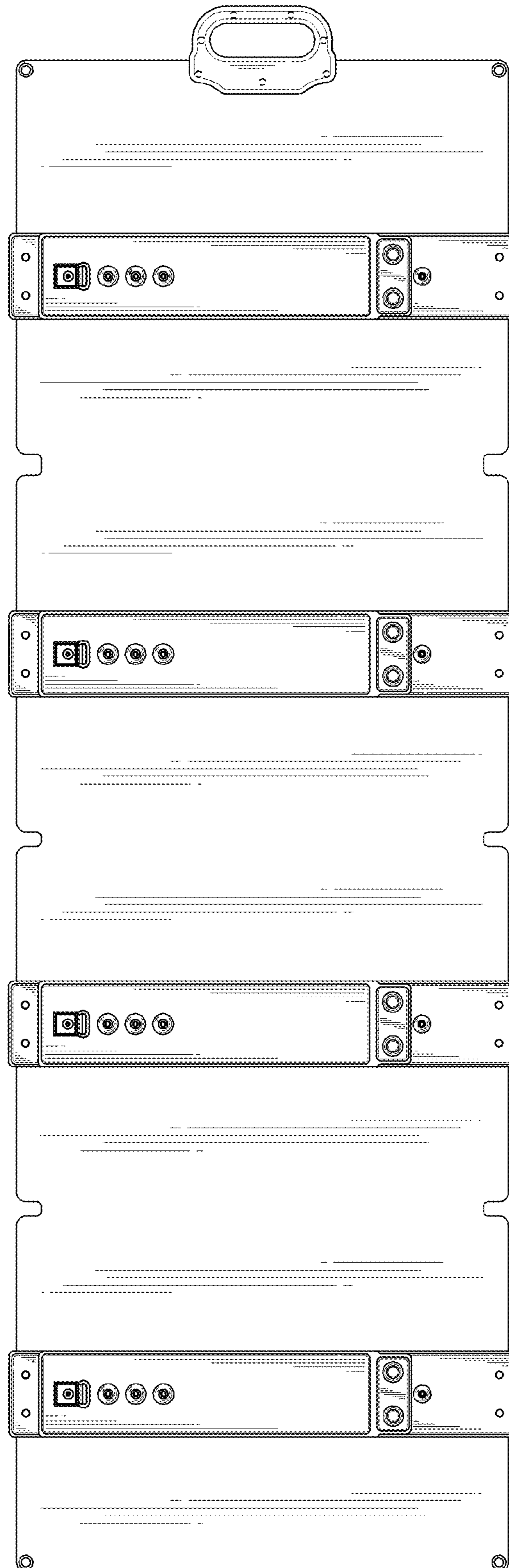


FIG. 9

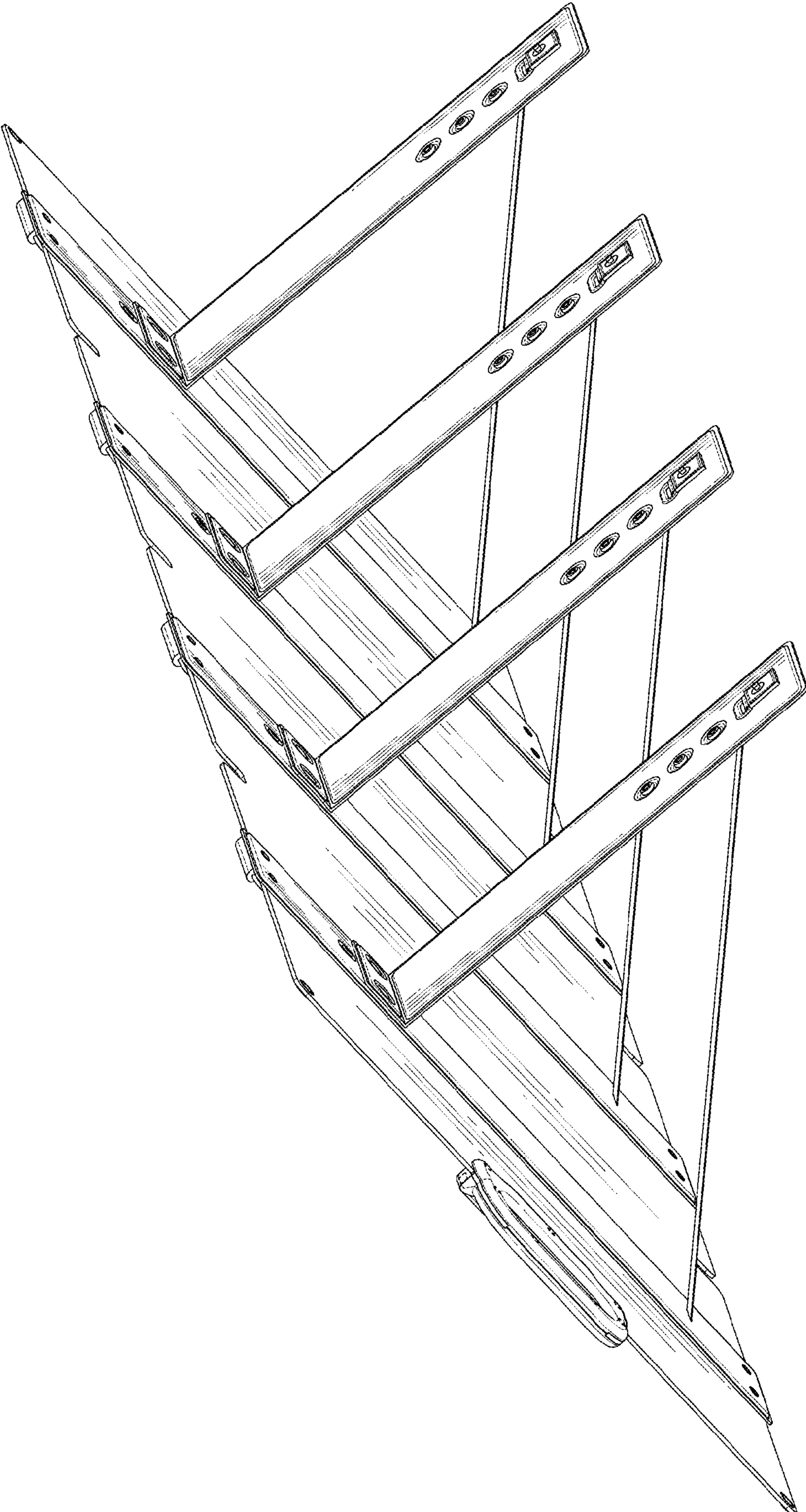


FIG. 10