

US00D947746S

(12) **United States Design Patent**
Krause et al.

(10) **Patent No.:** **US D947,746 S**

(45) **Date of Patent:** **** Apr. 5, 2022**

(54) **VEHICLE WHEEL, TOY VEHICLE WHEEL,
AND/OR REPLICAS THEREOF**

(71) Applicant: **Bayerische Motoren Werke
Aktiengesellschaft, Munich (DE)**

(72) Inventors: **Andreas Krause, Freiburg (DE);
Kristian Groth, Munich (DE)**

(73) Assignee: **Bayerische Motoren Werke
Aktiengesellschaft, Munich (DE)**

(**) Term: **15 Years**

(21) Appl. No.: **29/760,120**

(22) Filed: **Nov. 30, 2020**

(30) **Foreign Application Priority Data**

Jun. 4, 2020 (DE) 402020100525.8

(51) **LOC (13) Cl.** **12-16**

(52) **U.S. Cl.**
USPC **D12/209; D21/563**

(58) **Field of Classification Search**
USPC D12/204–213; D21/563
CPC B60B 7/00; B60B 7/02; B60B 7/04; B60B
7/01; B60B 7/06; B60B 3/02; B60B 3/04;
B60B 3/06; B60B 3/10; B60B 1/00;
B60B 1/08; B60B 1/10; B60B 1/12
See application file for complete search history.

(56) **References Cited**

U.S. PATENT DOCUMENTS

D590,314 S	4/2009	Hettier	
D603,318 S	11/2009	Luciani et al.	
D758,943 S	6/2016	Elmitt	
D788,005 S	* 5/2017	Peat	D12/211
D799,395 S	* 10/2017	Chung	D12/209
D808,324 S	* 1/2018	Ninov	D12/211
D823,769 S	* 7/2018	Gallert	D12/209

D835,559 S	* 12/2018	Langhals	D12/209
D853,931 S	7/2019	Khachatryan	
D860,906 S	* 9/2019	Valencia Pollex	D12/209
D864,073 S	10/2019	Mielke	
D867,956 S	* 11/2019	Schmolz	D12/209
D890,672 S	* 7/2020	Valencia Pollex	D12/209
D901,356 S	* 11/2020	Ninov	D12/209
D904,959 S	* 12/2020	Groth	D12/209
D908,060 S	* 1/2021	Mukti	D12/209
D918,814 S	* 5/2021	Preyss	D12/209
D918,814 S	* 5/2021	Kraljevic	D12/209
D921,555 S	* 6/2021	Qin	D12/209
D929,288 S	* 8/2021	Jonason	D12/209
D933,567 S	* 10/2021	Juergens	D12/209
D936,553 S	* 11/2021	Juergens	D12/209

FOREIGN PATENT DOCUMENTS

EM	000863055-0001	3/2008
EM	001099592-0003	11/2009
EM	003752161-0001	8/2019

* cited by examiner

Primary Examiner — Stacia A Cadmus

(74) *Attorney, Agent, or Firm* — Crowell & Moring LLP

(57) **CLAIM**

The ornamental design for a vehicle wheel, toy vehicle wheel, and/or replicas thereof, as shown and described.

DESCRIPTION

FIG. 1 is a perspective view of a vehicle wheel, toy vehicle wheel, and/or replicas thereof according to the design; FIG. 2 is an additional perspective view thereof; FIG. 3 is an additional perspective view thereof; FIG. 4 is a front view thereof; FIG. 5 is a rear view thereof in a lighter grey scale representing portions of the wheel that form no part of the claimed design; and, FIG. 6 is a side view thereof.

1 Claim, 6 Drawing Sheets

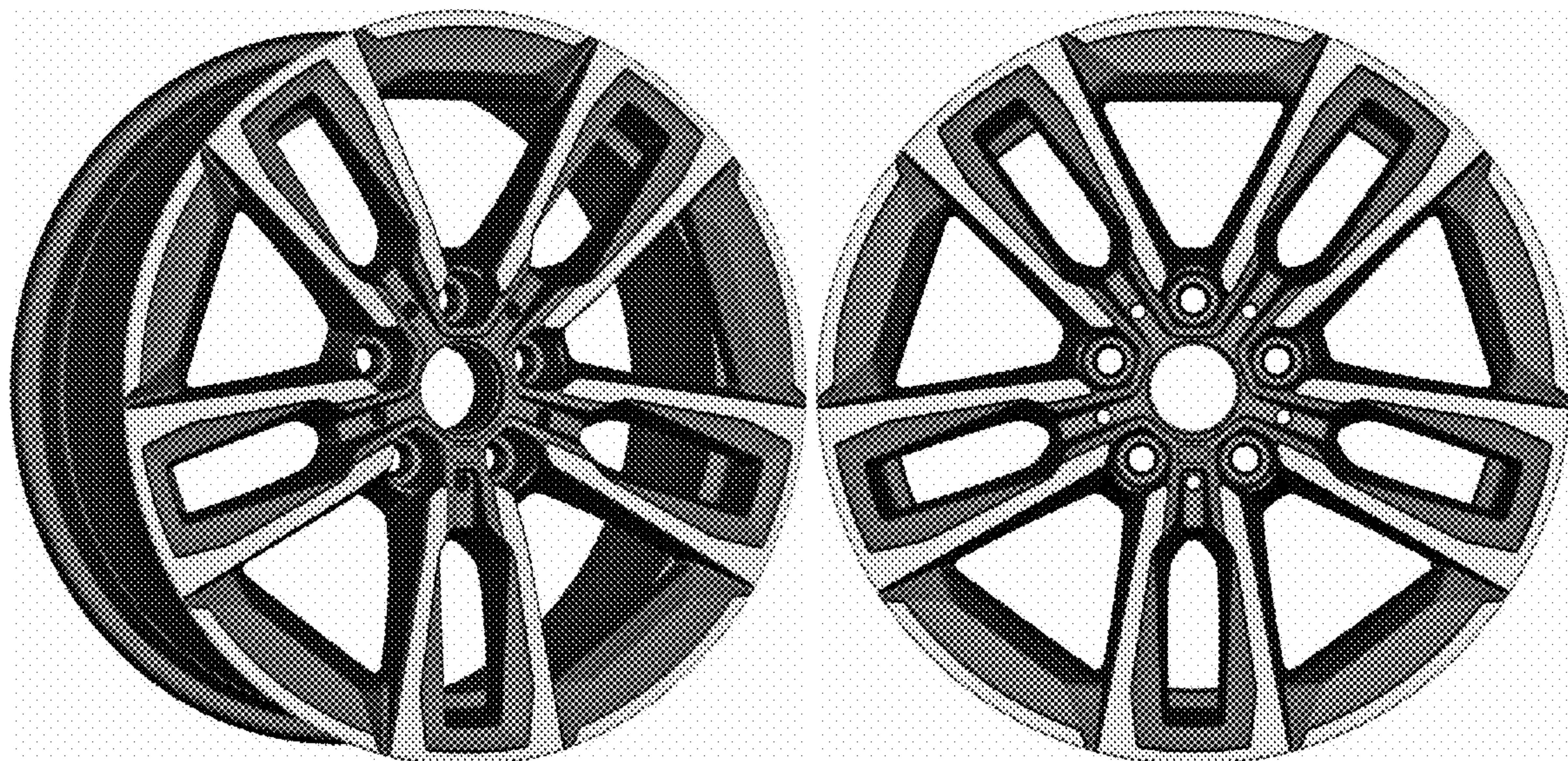




Fig. 1



Fig. 2



Fig. 3



Fig. 4




Fig. 5




Fig. 6