



US00D947744S

(12) **United States Design Patent** (10) **Patent No.:** **US D947,744 S**
Krause et al. (45) **Date of Patent:** **** Apr. 5, 2022**

(54) **VEHICLE WHEEL, TOY VEHICLE WHEEL,
AND/OR REPLICAS THEREOF**

(71) Applicant: **Bayerische Motoren Werke
Aktiengesellschaft, Munich (DE)**

(72) Inventors: **Andreas Krause, Freiburg (DE);
Kristian Groth, Munich (DE)**

(73) Assignee: **Bayerische Motoren Werke
Aktiengesellschaft, Munich (DE)**

(**) Term: **15 Years**

(21) Appl. No.: **29/760,118**

(22) Filed: **Nov. 30, 2020**

(30) **Foreign Application Priority Data**

Jun. 4, 2020 (DE) 402020100525.8

(51) **LOC (13) Cl.** **12-16**

(52) **U.S. Cl.**
USPC **D12/209; D21/563**

(58) **Field of Classification Search**
USPC D12/204-213; D21/563
CPC B60B 7/00; B60B 7/02; B60B 7/04; B60B
7/01; B60B 7/06; B60B 3/02; B60B 3/04;
B60B 3/06; B60B 3/10; B60B 1/00;
B60B 1/08; B60B 1/10; B60B 1/12
See application file for complete search history.

(56) **References Cited**

U.S. PATENT DOCUMENTS

D385,524 S 10/1997 Nagashima
D479,177 S 9/2003 Nordmann
D504,382 S 4/2005 Elmitt
D509,783 S * 9/2005 Fitzgerald D12/211
D528,960 S * 9/2006 Kim D12/211

D597,918 S 8/2009 Juergens et al.
D667,355 S * 9/2012 Gotschke D12/209
D701,481 S * 3/2014 Chung D12/211
D714,704 S * 10/2014 Kim D12/211
D721,316 S 1/2015 Amezketa
D733,026 S * 6/2015 Chung D12/211
D810,648 S * 2/2018 Chung D12/209
D838,225 S * 1/2019 Valencia Pollex D12/209
D853,301 S 7/2019 Hahn
D883,890 S * 5/2020 Metros D12/209
D935,371 S * 11/2021 Mukti D12/209

FOREIGN PATENT DOCUMENTS

EM 000150412-0002 6/2002
EM 000997572-0008 10/2008
EM 003752161-0001 8/2019
WO WO DM/033640 9/1995
WO WO DM/059484 5/2002

* cited by examiner

Primary Examiner — Stacia A Cadmus

(74) *Attorney, Agent, or Firm* — Crowell & Moring LLP

(57) **CLAIM**

The ornamental design for a vehicle wheel, toy vehicle wheel, and/or replicas thereof, as shown and described.

DESCRIPTION

FIG. 1 is a perspective view of a vehicle wheel, toy vehicle wheel, and/or replicas thereof according to the design; FIG. 2 is an additional perspective view thereof; FIG. 3 is an additional perspective view thereof; FIG. 4 is a front view thereof; FIG. 5 is a rear view thereof in a lighter grey scale representing portions of the wheel that form no part of the claimed design; and, FIG. 6 is a side view thereof.

1 Claim, 6 Drawing Sheets

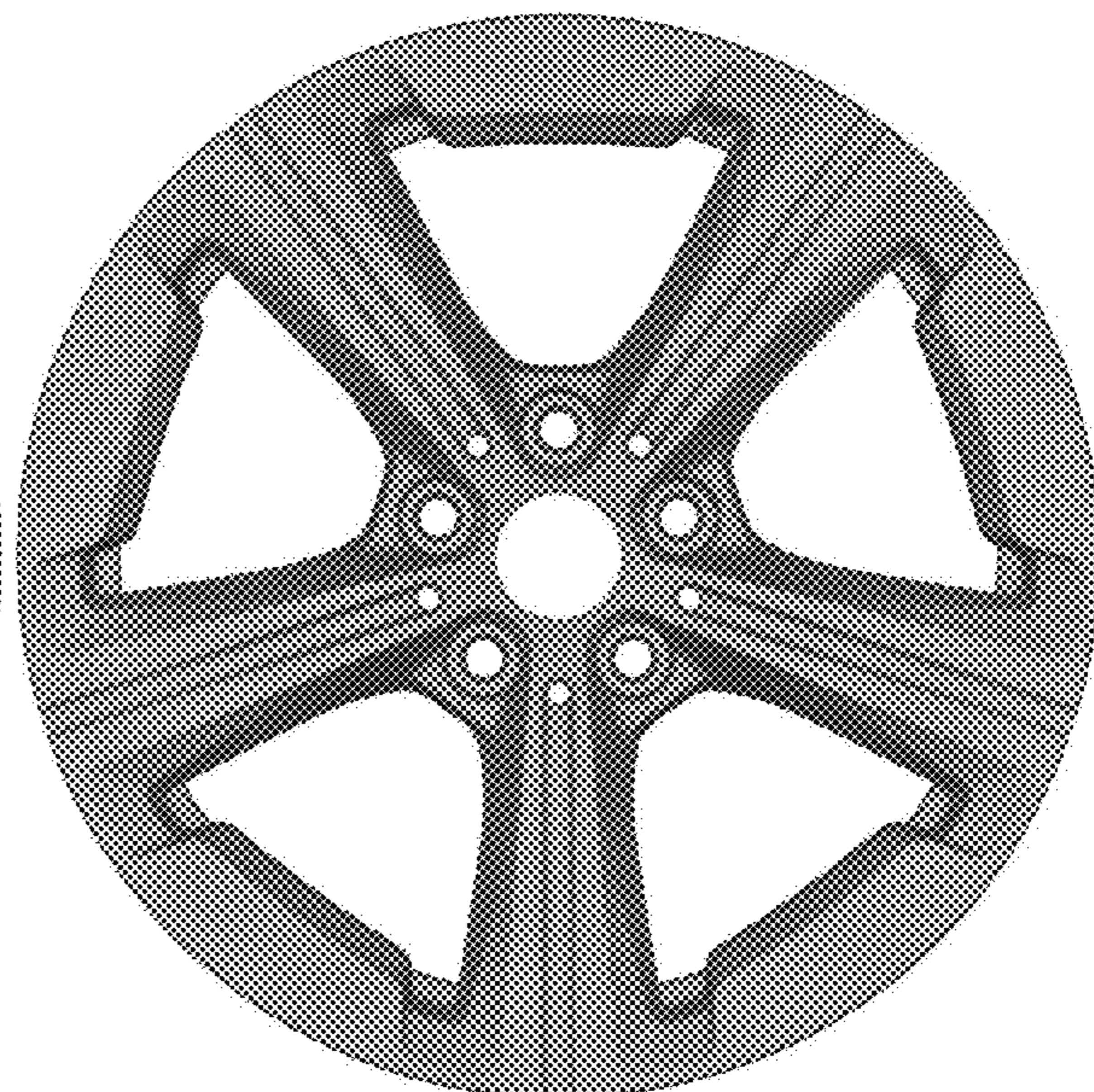





Fig. 1



Fig. 2



Fig. 3




Fig. 4




Fig. 5




Fig. 6