



US00D947739S

(12) **United States Design Patent** (10) **Patent No.:** **US D947,739 S**
Cao (45) **Date of Patent:** **** Apr. 5, 2022**

(54) **CAR MAT**
(71) Applicant: **GUANGZHOU SIMPLE FAST CO., LTD.**, Guangzhou (CN)
(72) Inventor: **Shi Cao**, Guangzhou (CN)
(**) Term: **15 Years**
(21) Appl. No.: **29/751,170**
(22) Filed: **Sep. 18, 2020**

D529,851 S * 10/2006 Hussaini D12/203
D535,929 S * 1/2007 Kraines D12/203
D632,626 S * 2/2011 Koblenzer D12/203
D663,667 S * 7/2012 Yang D12/203
D712,328 S * 9/2014 Koblenzer D12/203
D733,022 S * 6/2015 Chang D12/203
D734,232 S * 7/2015 Chang D12/203
D734,700 S * 7/2015 Chang D12/203
D782,382 S * 3/2017 Jaimes D12/203
D793,933 S * 8/2017 Alesi D12/203
D798,210 S * 9/2017 Ying D12/203
D800,041 S * 10/2017 Alesi D12/203
D839,170 S * 1/2019 Fang D12/203
D873,754 S * 1/2020 Johnson D12/203

Related U.S. Application Data

(63) Continuation of application No. 29/719,555, filed on Jan. 6, 2020, now abandoned.
(51) **LOC (13) Cl.** **12-16**
(52) **U.S. Cl.**
USPC **D12/203**
(58) **Field of Classification Search**
USPC D12/203, 221; D6/582-586, 592-594
CPC B60R 13/01; B60N 3/044; B60N 3/04
See application file for complete search history.

* cited by examiner

Primary Examiner — Michelle E. Wilson
Assistant Examiner — Clese Moore, Jr.
(74) *Attorney, Agent, or Firm* — Tommy S F Wang;
Wang IP Law Group, P.C.

(57) **CLAIM**

The ornamental design for a car mat, as shown and described.

DESCRIPTION

(56) **References Cited**

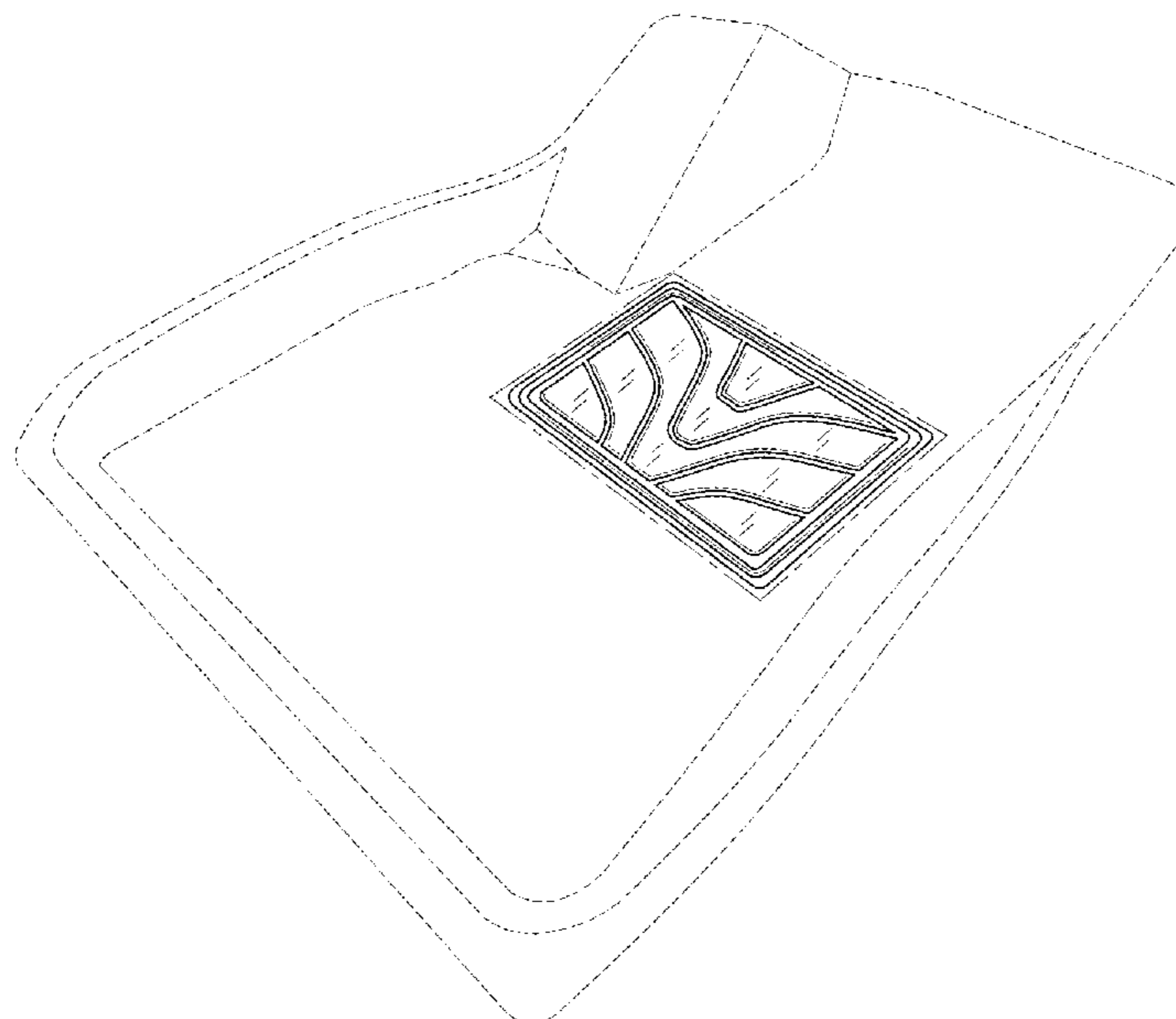
U.S. PATENT DOCUMENTS

D408,342 S * 4/1999 Yang D12/203
5,891,546 A * 4/1999 Sherman B60R 13/02
428/88
6,155,629 A * 12/2000 Sherman B32B 3/02
16/4
D442,530 S * 5/2001 Lu D12/203
D467,532 S * 12/2002 Kraines D12/203
D468,249 S * 1/2003 Lu D12/203
D485,110 S * 1/2004 Theorin D6/582
D508,449 S * 8/2005 Hussaini D12/203
D509,174 S * 9/2005 Hussaini D12/203
D514,044 S * 1/2006 Hussaini D12/203
D514,493 S * 2/2006 MacNeil D12/203
D522,428 S * 6/2006 MacNeil D12/203

FIG. 1 is a perspective view of a car mat showing my new design;
FIG. 2 is a front view thereof;
FIG. 3 is a rear view thereof;
FIG. 4 is a left side view thereof;
FIG. 5 is a right side view thereof;
FIG. 6 is a top view thereof; and,
FIG. 7 is a bottom view thereof.

The broken line portions of the car mat in FIGS. 1-7 represent unclaimed portions of the claimed design and form no part thereof. The dot-dash broken lines in FIGS. 1 and 6 represent unclaimed boundary lines and form no part of the claimed design.

1 Claim, 5 Drawing Sheets



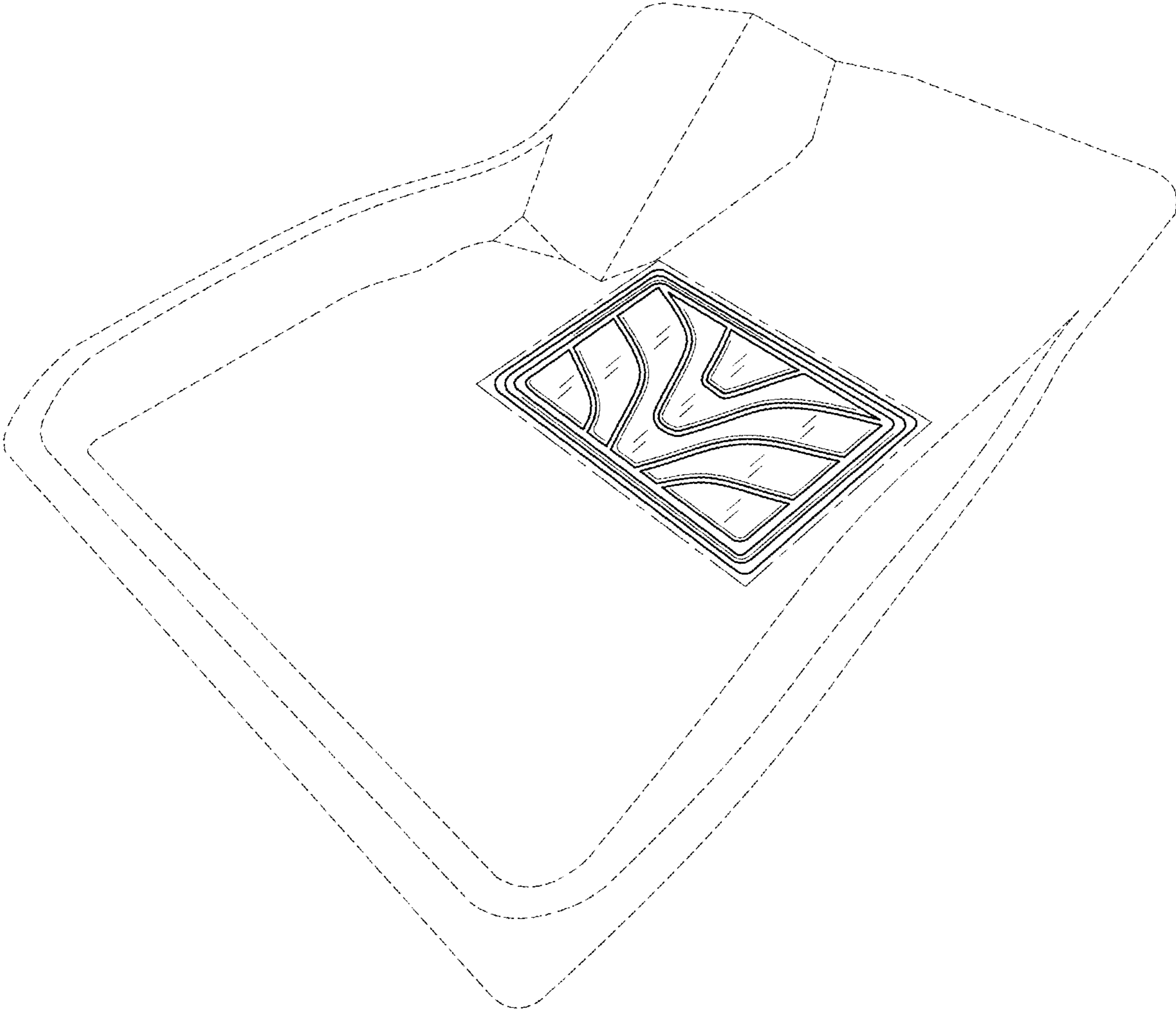


FIG. 1

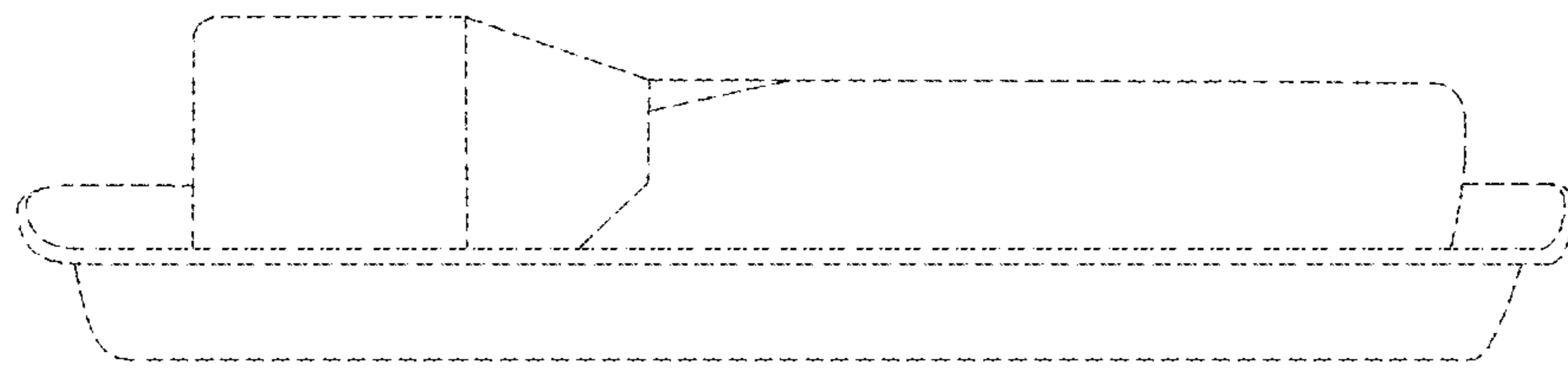


FIG. 2

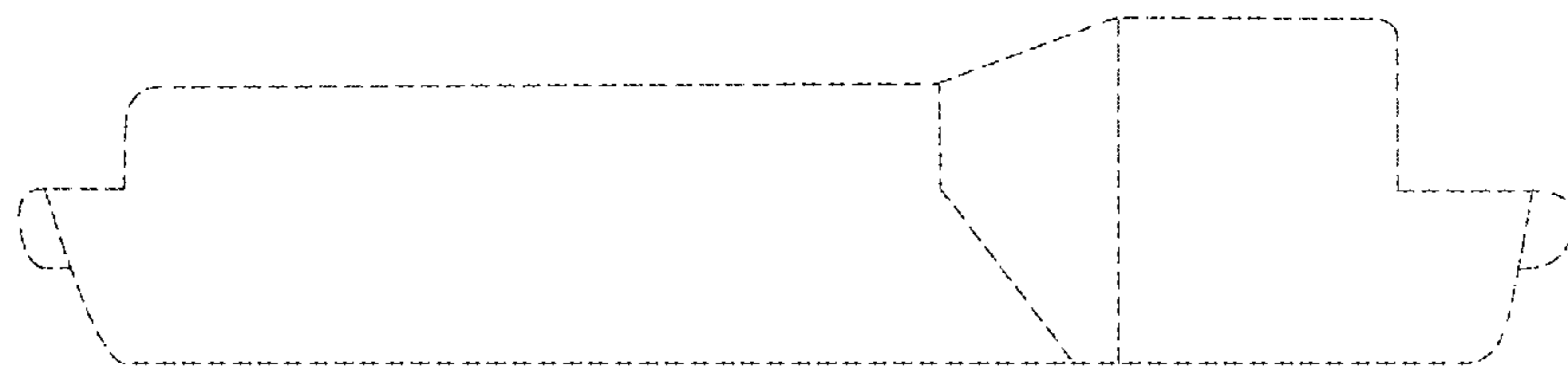


FIG. 3




FIG. 4

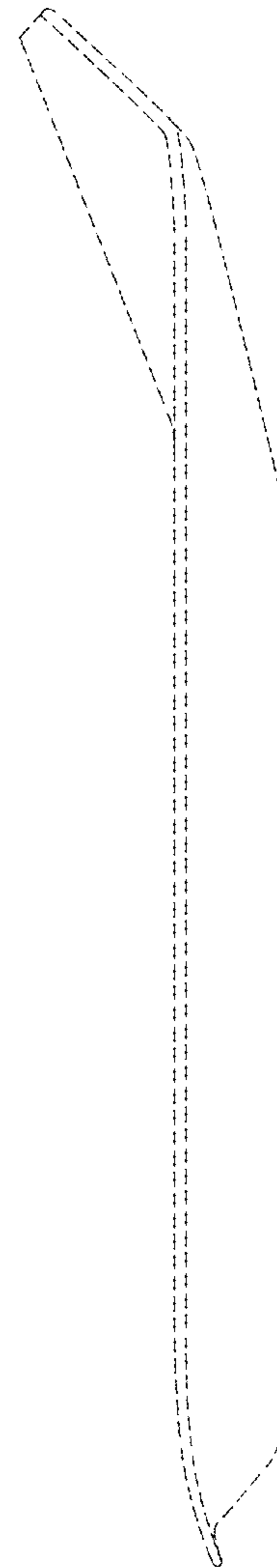


FIG. 5

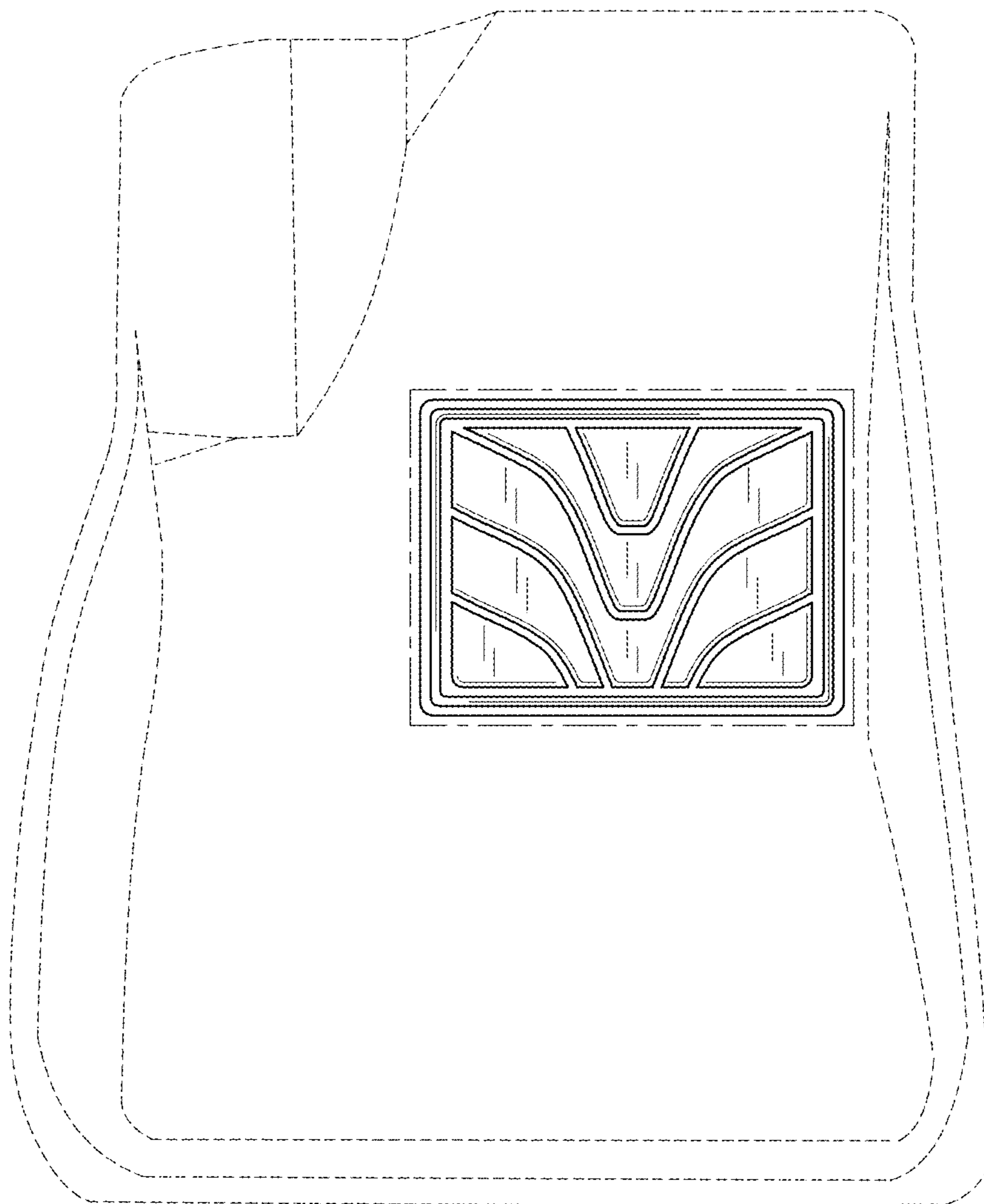


FIG. 6




FIG. 7