



US00D947715S

(12) **United States Design Patent**
Cossu

(10) **Patent No.:** **US D947,715 S**

(45) **Date of Patent:** **** Apr. 5, 2022**

- (54) **VASE**
- (71) Applicant: **Bormioli Rocco S.p.A.**, Fidenza (IT)
- (72) Inventor: **Gabriele Cossu**, Capterra (IT)
- (73) Assignee: **BORMIOLI ROCCO S.P.A.**, Fidenza (IT)
- (**) Term: **15 Years**
- (21) Appl. No.: **29/730,652**
- (22) Filed: **Apr. 10, 2020**
- (30) **Foreign Application Priority Data**

Nov. 26, 2019 (EM) 007299680

(51) **LOC (13) Cl.** **11-02**

(52) **U.S. Cl.**
USPC **D11/154**

(58) **Field of Classification Search**
USPC D11/143–156, 164; D6/403–405,
D6/556–558; D7/584, 587; D8/1;
D99/5

CPC . A01G 9/02; A01G 9/021; A01G 9/04; A01G
27/003; A01G 31/06; A47G 7/00; A47G
7/02; A47G 7/04; A47G 7/08

See application file for complete search history.

(56) **References Cited**

U.S. PATENT DOCUMENTS

- D6,024 S * 8/1872 Levene D11/154
- 342,675 A * 5/1886 Braddock B65D 85/505
47/41.01
- D104,165 S * 4/1937 Lorenzen et al. D11/154
- D185,488 S * 6/1959 Burck D34/1
- D338,427 S * 8/1993 Liou D11/143

- D362,646 S * 9/1995 Rahr D11/152
- D362,647 S * 9/1995 Rahr D11/152
- D542,707 S * 5/2007 Kolokotronis D11/153
- D614,530 S * 4/2010 Garcia D11/143
- D619,922 S * 7/2010 Garcia D11/143
- D633,412 S * 3/2011 Garcia D11/143
- D635,403 S * 4/2011 Conway D7/598
- D635,653 S * 4/2011 Conway D23/355
- D658,539 S * 5/2012 Harshman D11/146
- D660,195 S * 5/2012 Harshman D11/146
- D685,218 S * 7/2013 Willat D7/316
- 9,271,587 B2 * 3/2016 Newby A47G 7/044
- D786,605 S * 5/2017 Bodum D7/316
- D835,464 S * 12/2018 Domenech D7/523
- D850,918 S * 6/2019 Kuma D9/504
- D896,123 S * 9/2020 Fernandez D11/152
- 10,986,944 B1 * 4/2021 Urrego Bernal B65D 25/10
- 2003/0084608 A1 * 5/2003 Garcia A47G 7/07
47/41.12
- 2009/0084032 A1 * 4/2009 Beeman A47G 7/06
47/39

* cited by examiner

Primary Examiner — Elizabeth A. Albert

(74) *Attorney, Agent, or Firm* — Andrew F. Young; Nolte
Lackebach Siegel

(57) **CLAIM**

The ornamental design for a vase, as shown and described.

DESCRIPTION

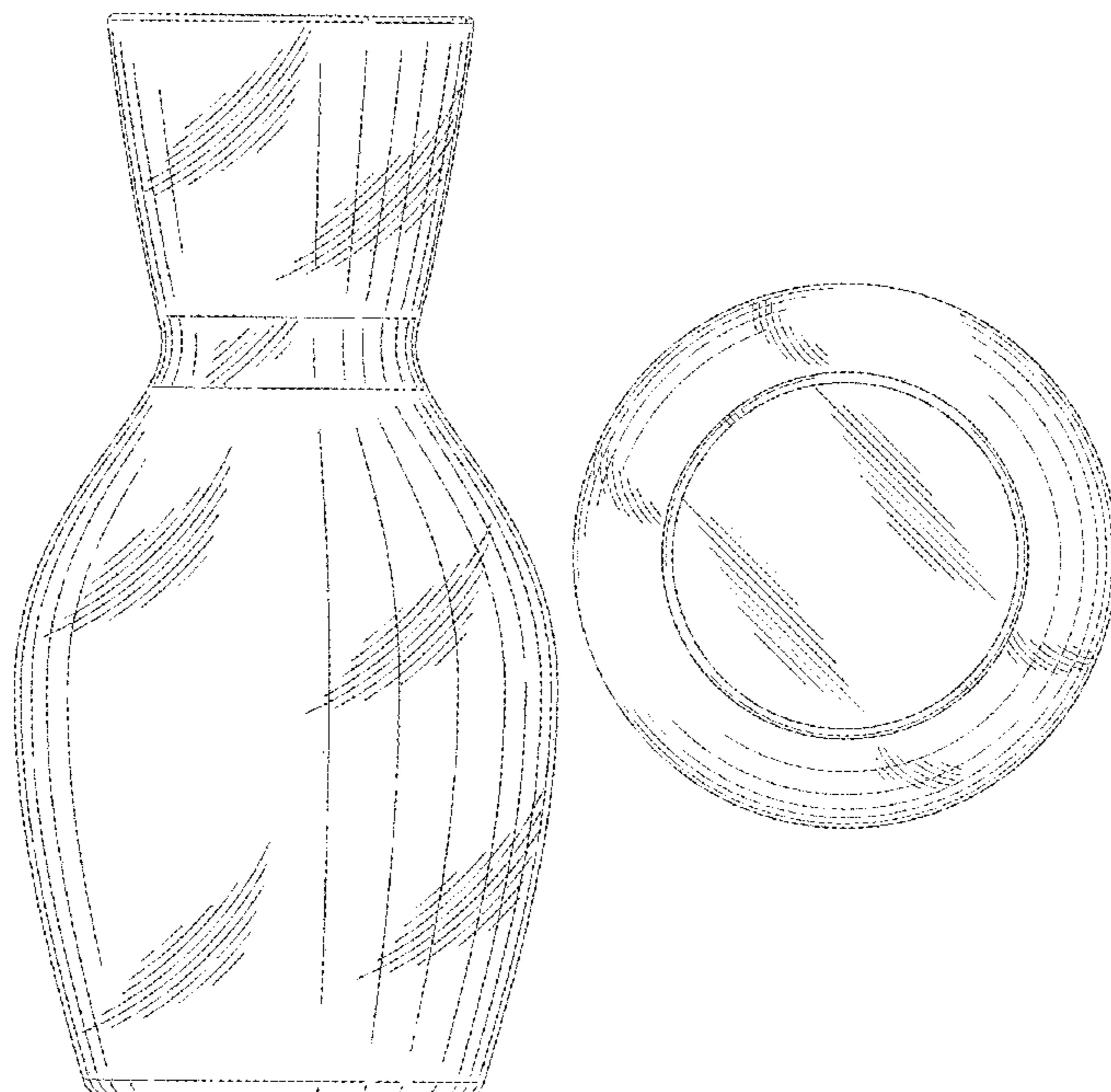
FIG. 1 is a front top perspective view of a vase showing our new design.

FIG. 2 is a front elevation view thereof, the rear elevation view being a mirror image thereof; the left side and right side elevation views being the same.

FIG. 3 is a bottom plan view thereof; and,

FIG. 4 is a top plan view thereof.

1 Claim, 4 Drawing Sheets






FIG. 1

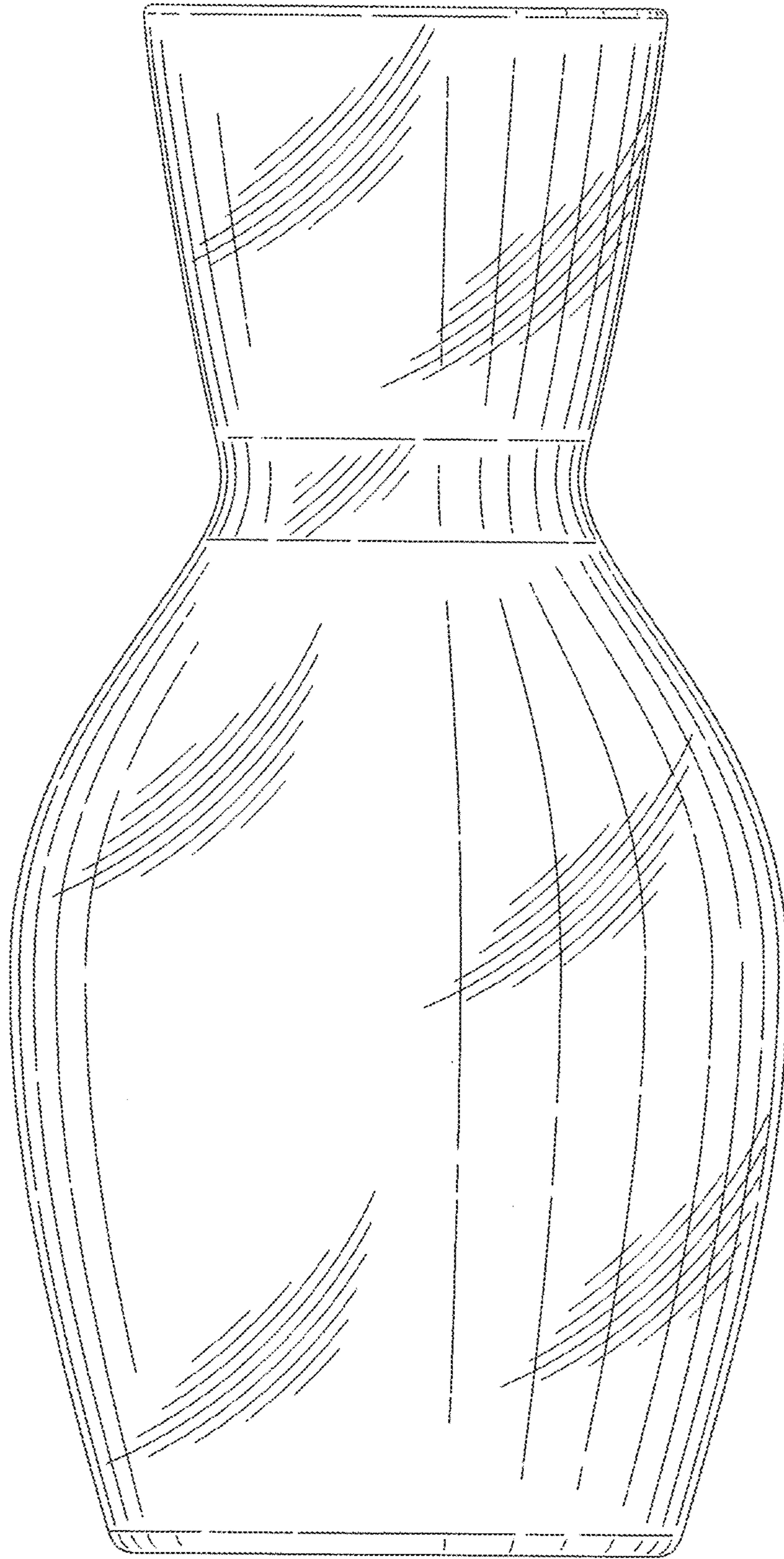


FIG. 2

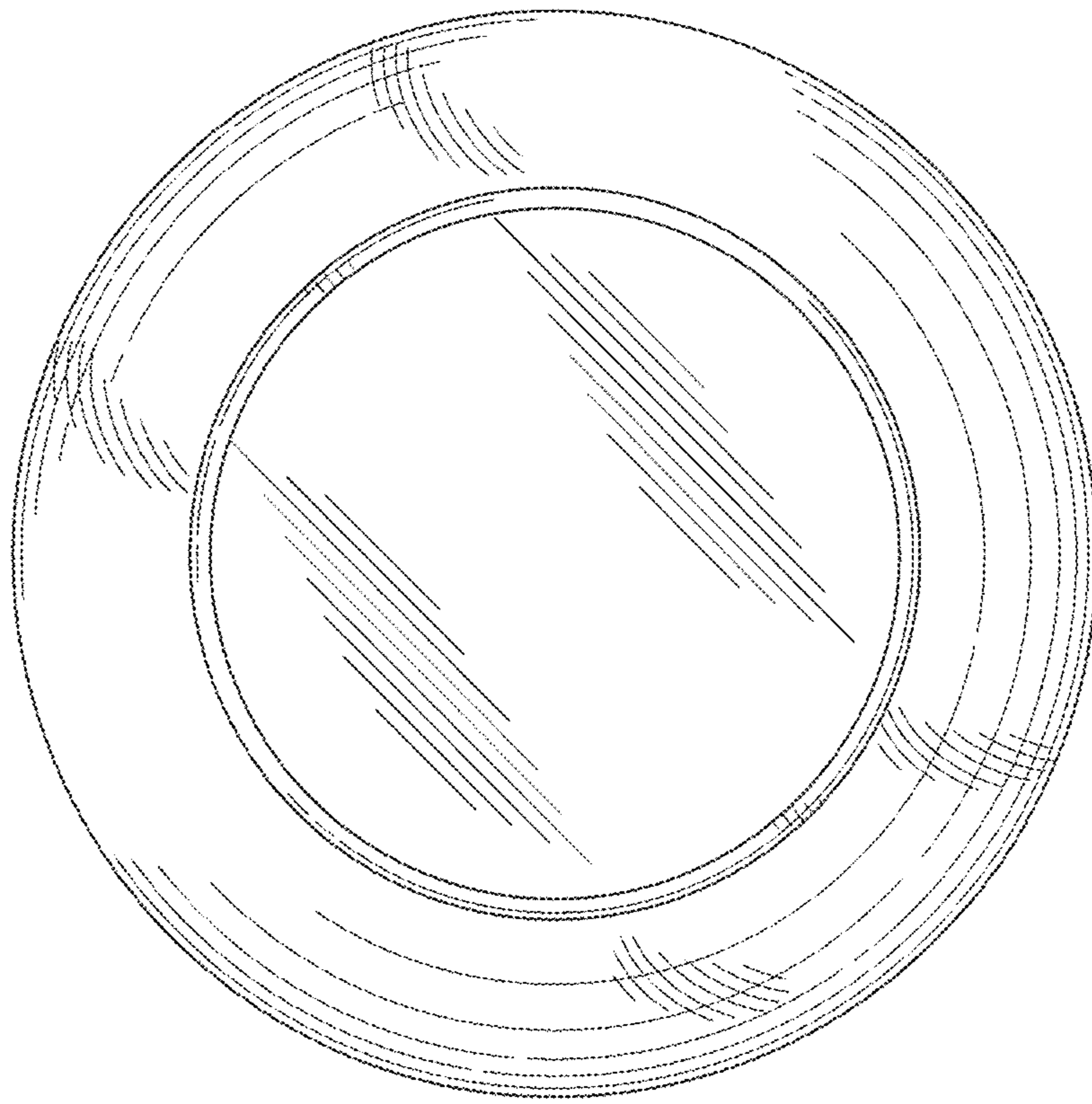


FIG. 3

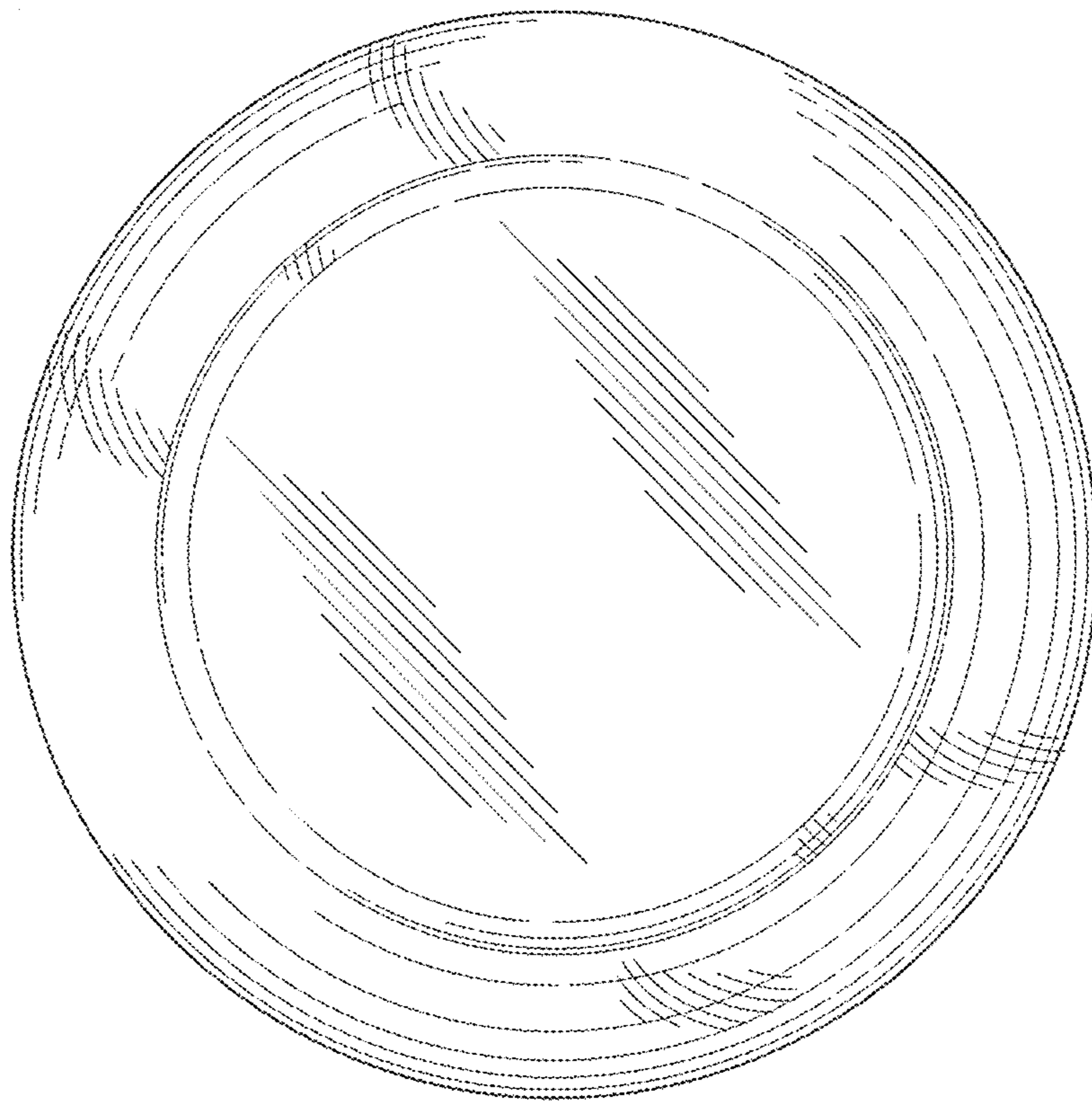


FIG. 4