

US00D947704S

(12) **United States Design Patent**
Stefans et al.

(10) **Patent No.:** **US D947,704 S**
(45) **Date of Patent:** **** Apr. 5, 2022**

(54) **DOORBELL**

(56) **References Cited**

(71) Applicant: **Comcast Cable Communications, LLC**, Philadelphia, PA (US)

U.S. PATENT DOCUMENTS

(72) Inventors: **Erik Stefans**, Philadelphia, PA (US);
Michael Jou, Philadelphia, PA (US);
Henry Homza, Philadelphia, PA (US);
Abraham Thomas, Philadelphia, PA (US);
Michael Rekstad, Langhorne, PA (US)

D306,565 S *	3/1990	Pawlik	D10/118
D795,940 S *	8/2017	Huang	D16/203
D817,207 S *	5/2018	Scalisi	D10/118.2
D842,156 S *	3/2019	Hanna	D10/118.2
D927,338 S *	8/2021	Smalley	D10/118.2
D928,005 S *	8/2021	Smalley	D10/118.2

* cited by examiner

Primary Examiner — George D. Kirschbaum
Assistant Examiner — Lillian Windham

(73) Assignee: **Comcast Cable Communications, LLC**, Philadelphia, PA (US)

(74) *Attorney, Agent, or Firm* — Banner & Witcoff, Ltd.

(**) Term: **15 Years**

(57) **CLAIM**

The ornamental design for a doorbell, as shown and described.

(21) Appl. No.: **29/738,604**

DESCRIPTION

(22) Filed: **Jun. 18, 2020**

(51) **LOC (13) Cl.** **10-05**

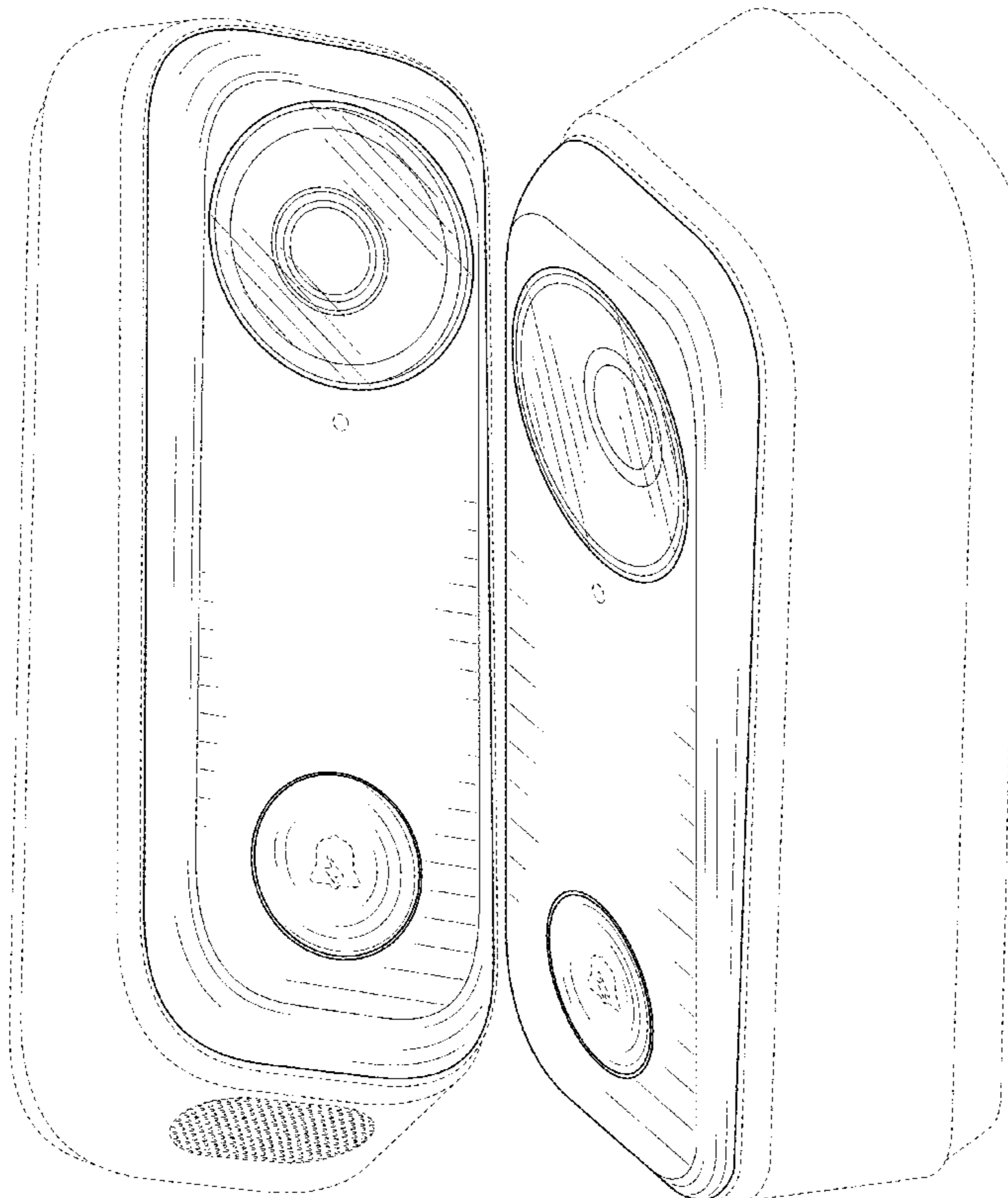
(52) **U.S. Cl.**
USPC **D10/118.2**

(58) **Field of Classification Search**
USPC D10/118.2, 106.6, 106.7, 106.8, 116.1,
D10/118; D13/171, 174; D14/159, 358;
D16/202, 203, 208, 209
CPC ... G08B 3/00; G08B 3/10; G08B 7/00; G08B
7/06; G08B 13/196; G06F 17/30; G09F
27/00

FIG. 1 is a front bottom perspective view of a doorbell showing our new design;
FIG. 2 is a front top perspective view thereof;
FIG. 3 is a front view thereof;
FIG. 4 is a rear view thereof;
FIG. 5 is a left side view thereof;
FIG. 6 is a right side view thereof;
FIG. 7 is a top view thereof; and,
FIG. 8 is a bottom view thereof.
The broken lines depicting the icon, speaker, and remainder of the doorbell form no part of the claimed design.

See application file for complete search history.

1 Claim, 7 Drawing Sheets



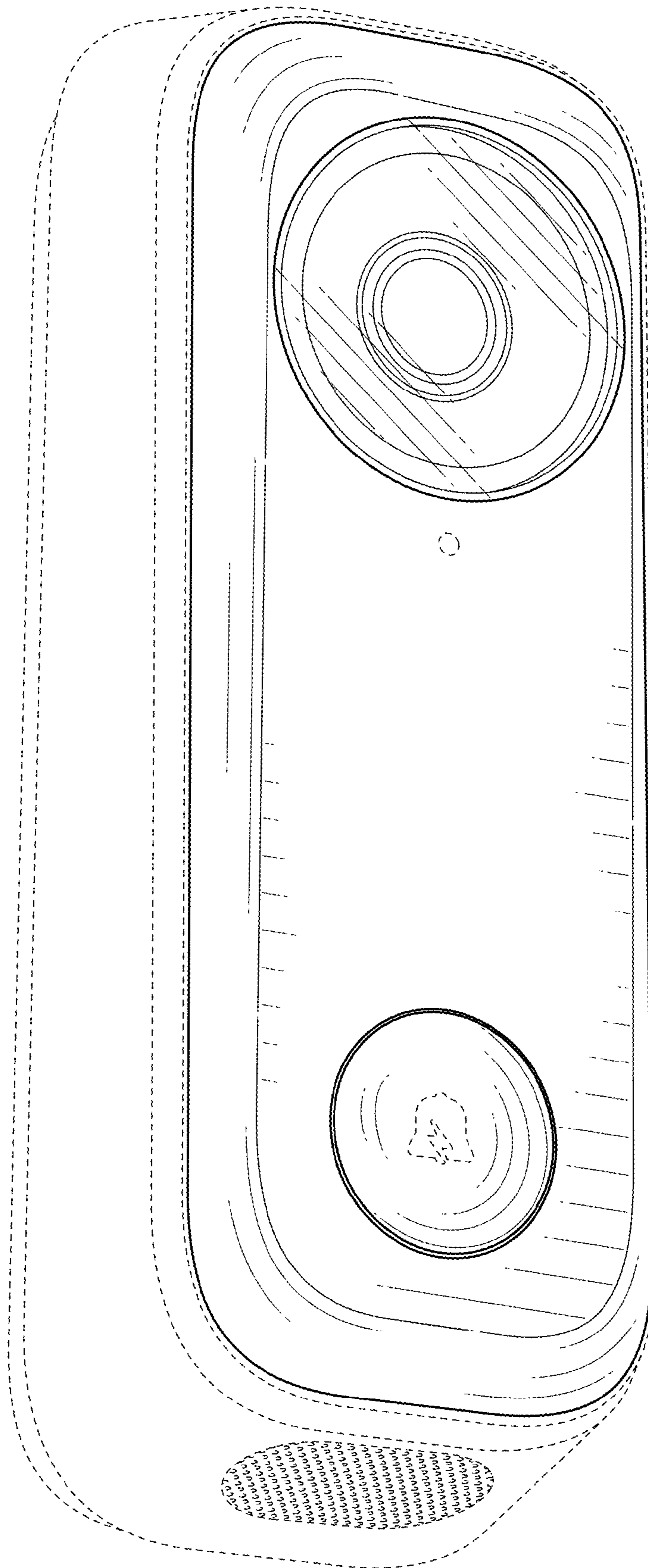


FIG. 1

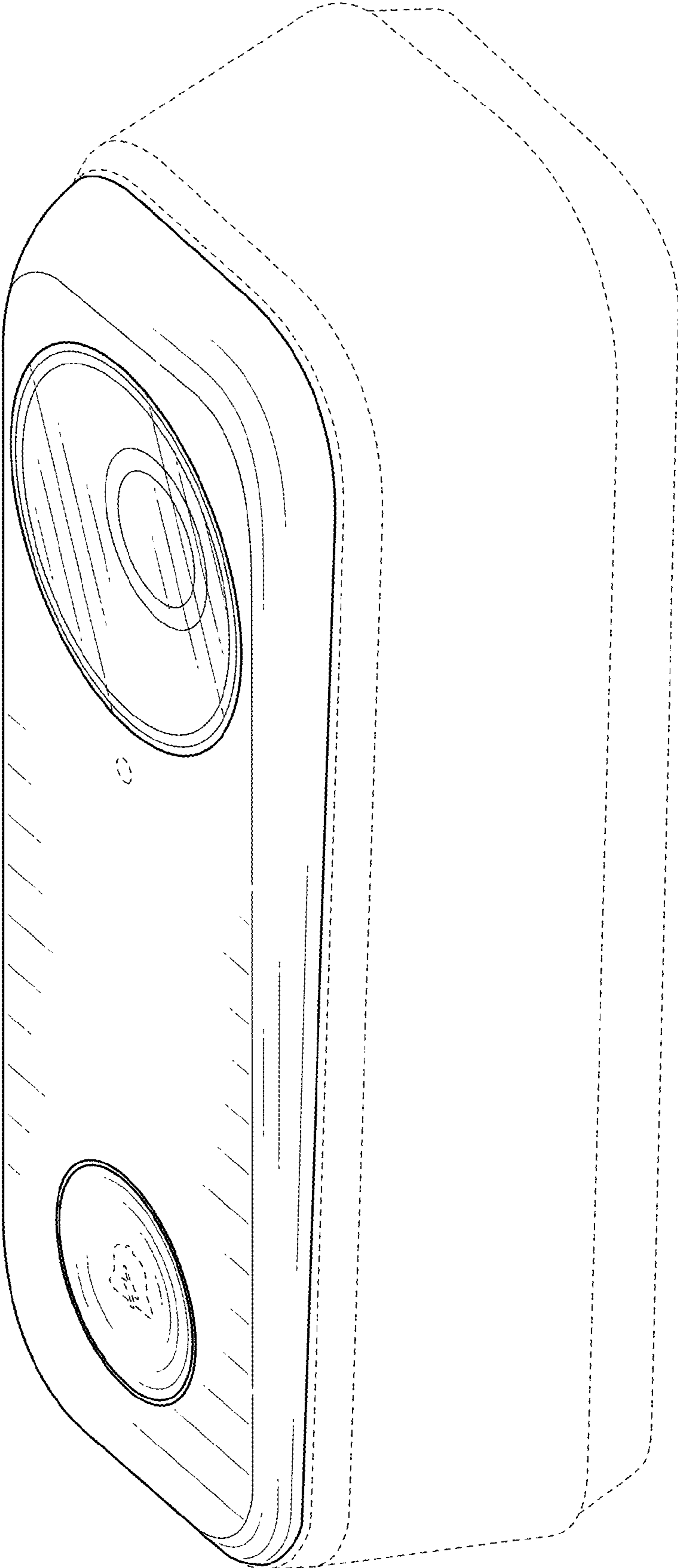


FIG. 2

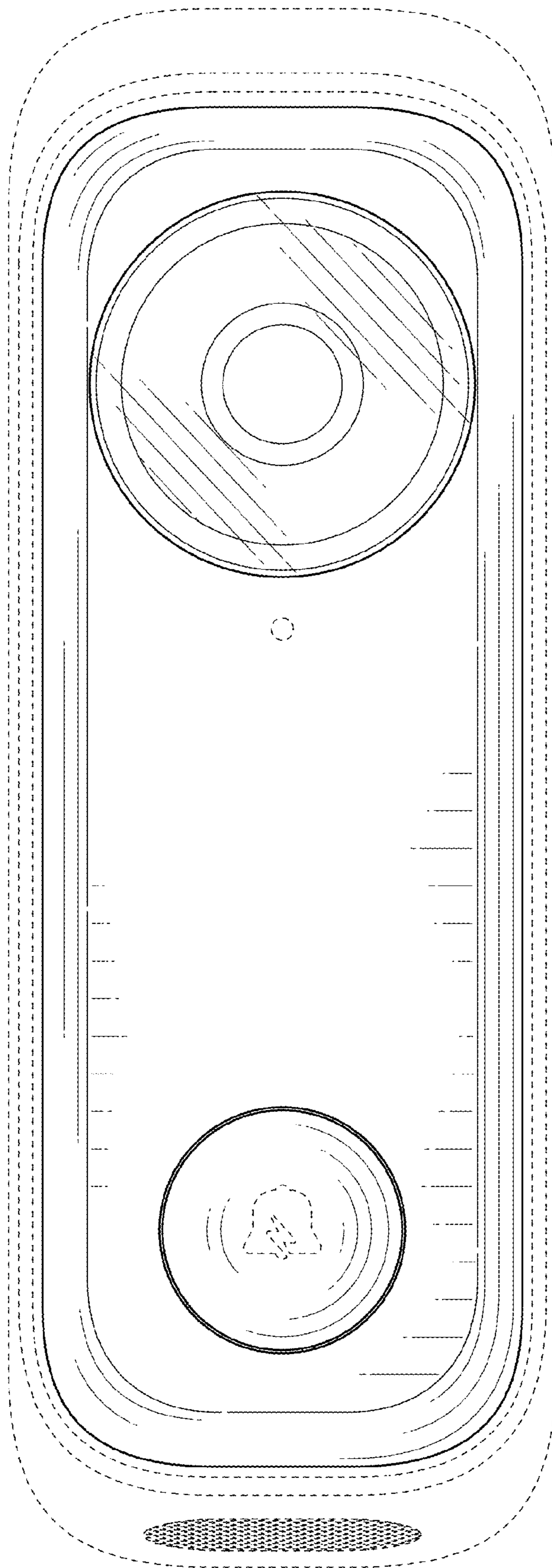


FIG. 3




FIG. 4




FIG. 5




FIG. 6

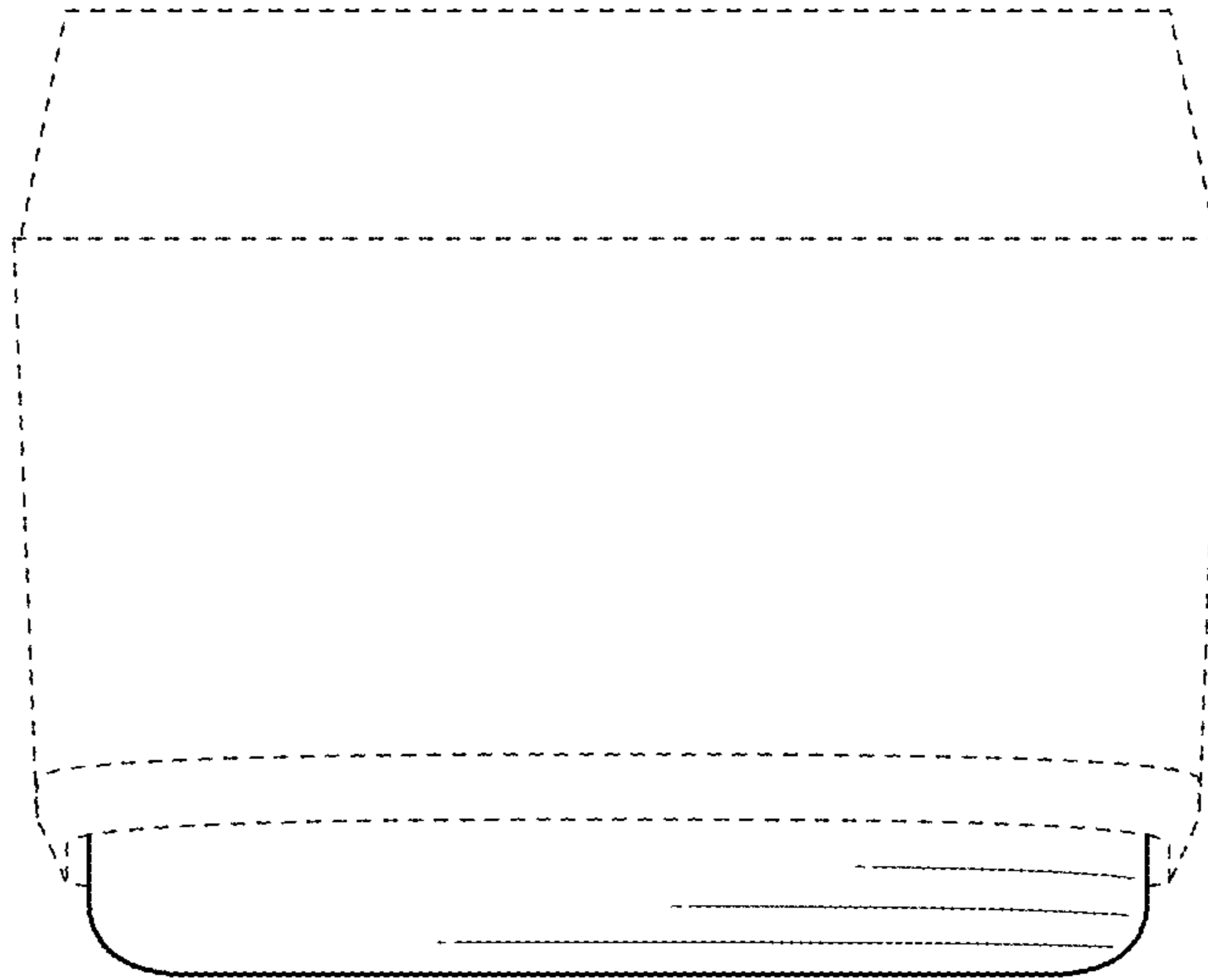


FIG. 7

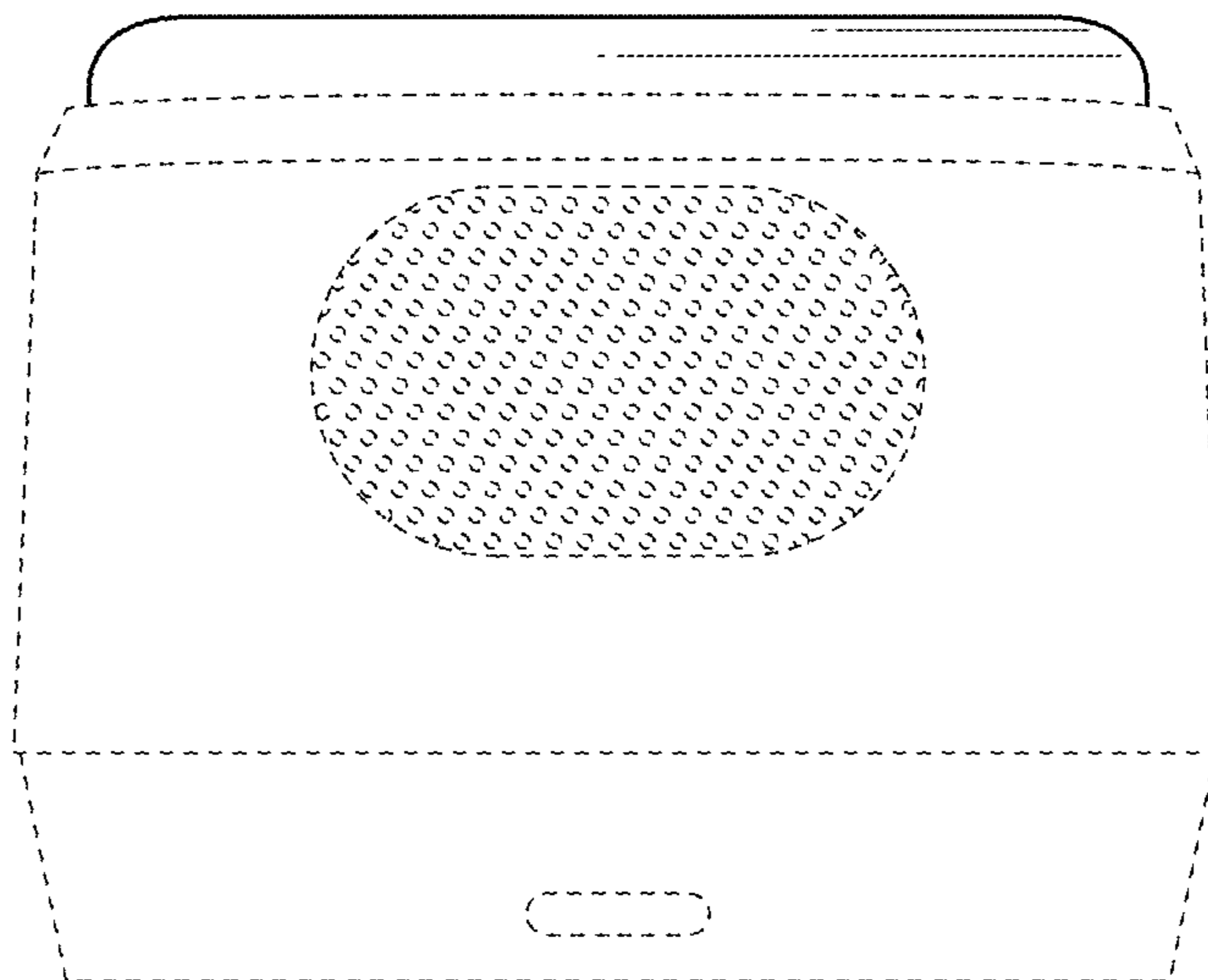


FIG. 8