



US00D947697S

(12) **United States Design Patent** (10) **Patent No.:** **US D947,697 S**  
**Van Apps et al.** (45) **Date of Patent:** **\*\* Apr. 5, 2022**

(54) **SENSOR HOUSING**

(71) Applicant: **Preddio Technologies Inc.**, North Andover, MA (US)  
 (72) Inventors: **Alan Van Apps**, Groveland, MA (US); **Vijaykumar Soni**, Westford, MA (US); **Aaron Ganick**, Boxford, MA (US)  
 (73) Assignee: **Preddio Technologies Inc.**, North Andover, MA (US)

(\*\*) Term: **15 Years**

(21) Appl. No.: **29/710,636**

(22) Filed: **Oct. 24, 2019**

(51) **LOC (13) Cl.** ..... **10-04**

(52) **U.S. Cl.**

USPC ..... **D10/96**

(58) **Field of Classification Search**

USPC ..... D10/46, 96

CPC ..... G01F 1/40; G01F 1/42; G01F 1/44; G01F 1/46; G01F 1/74; G01F 11/003; G01F 11/006; G01F 3/00; G01F 3/02; G01F 3/04; G01F 3/06; G01F 3/065; G01F 3/08; G01F 3/10; G01F 3/12; G01N 21/03; G01N 21/05; G01N 2021/0378; G01N 2021/0382; G01N 2021/052; G01N 2021/054; G01N 2021/056; G01N 2021/058

See application file for complete search history.

(56) **References Cited**

U.S. PATENT DOCUMENTS

D456,292 S \* 4/2002 Scarrott ..... D10/96  
 D819,473 S \* 6/2018 Zi ..... D10/96

\* cited by examiner

*Primary Examiner* — Antoine Duval Davis

(74) *Attorney, Agent, or Firm* — Husch Blackwell LLP

(57) **CLAIM**

The ornamental design for a sensor housing, as shown and described.

**DESCRIPTION**

FIG. 1 is a front perspective view of the sensor housing showing our new design;

FIG. 2 is a bottom perspective view of the sensor housing showing our new design;

FIG. 3 is a front elevational view of FIG. 1 of the new design;

FIG. 4 is a right side elevational view of FIG. 1 of the new design;

FIG. 5 is a rear elevational view of FIG. 1 of the new design;

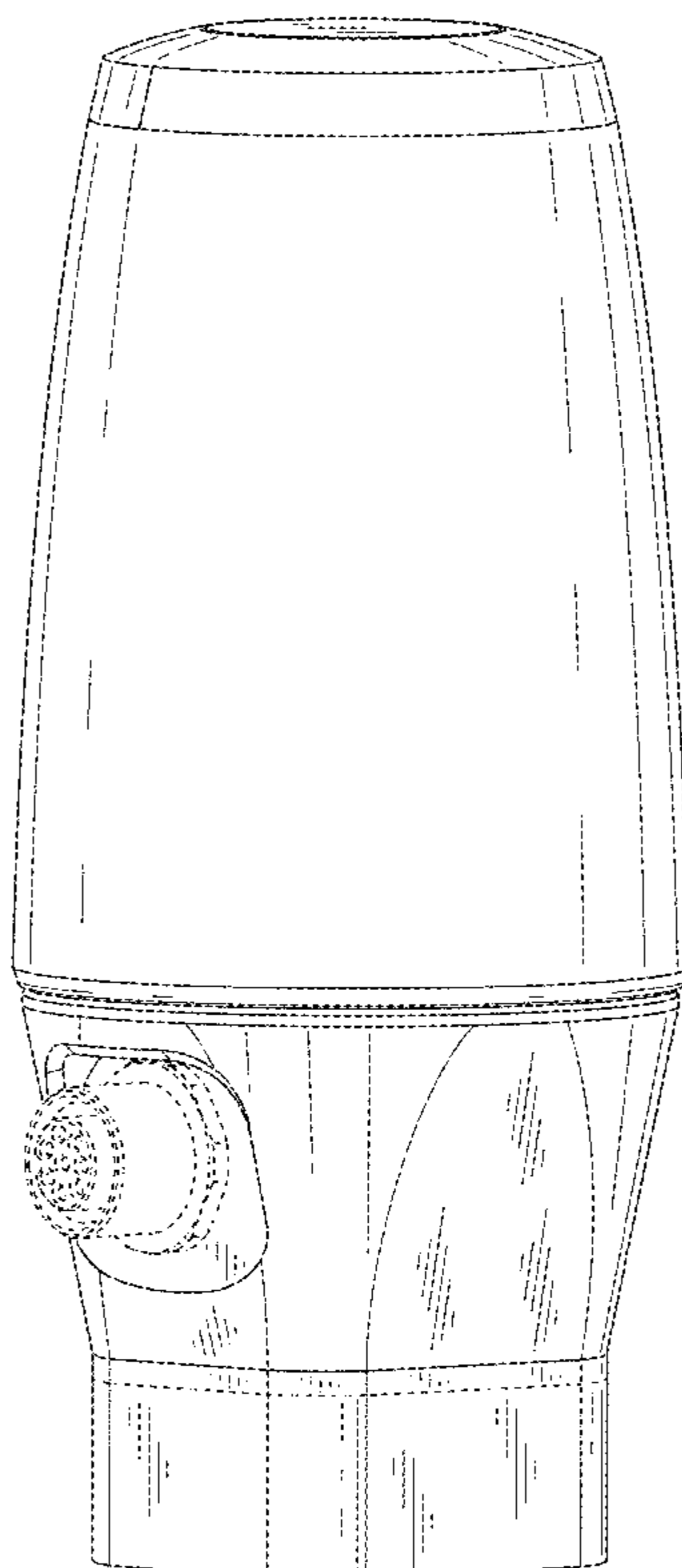
FIG. 6 is a left side elevational view of FIG. 1 of the new design;

FIG. 7 is a bottom plan view of FIG. 1 of the new design; and,

FIG. 8 is a top plan view of FIG. 1 of the new design.

The sensor housing details shown in dashed lines are for illustrative purposes only and form no part of the claimed ornamental design.

**1 Claim, 7 Drawing Sheets**






FIG. 1

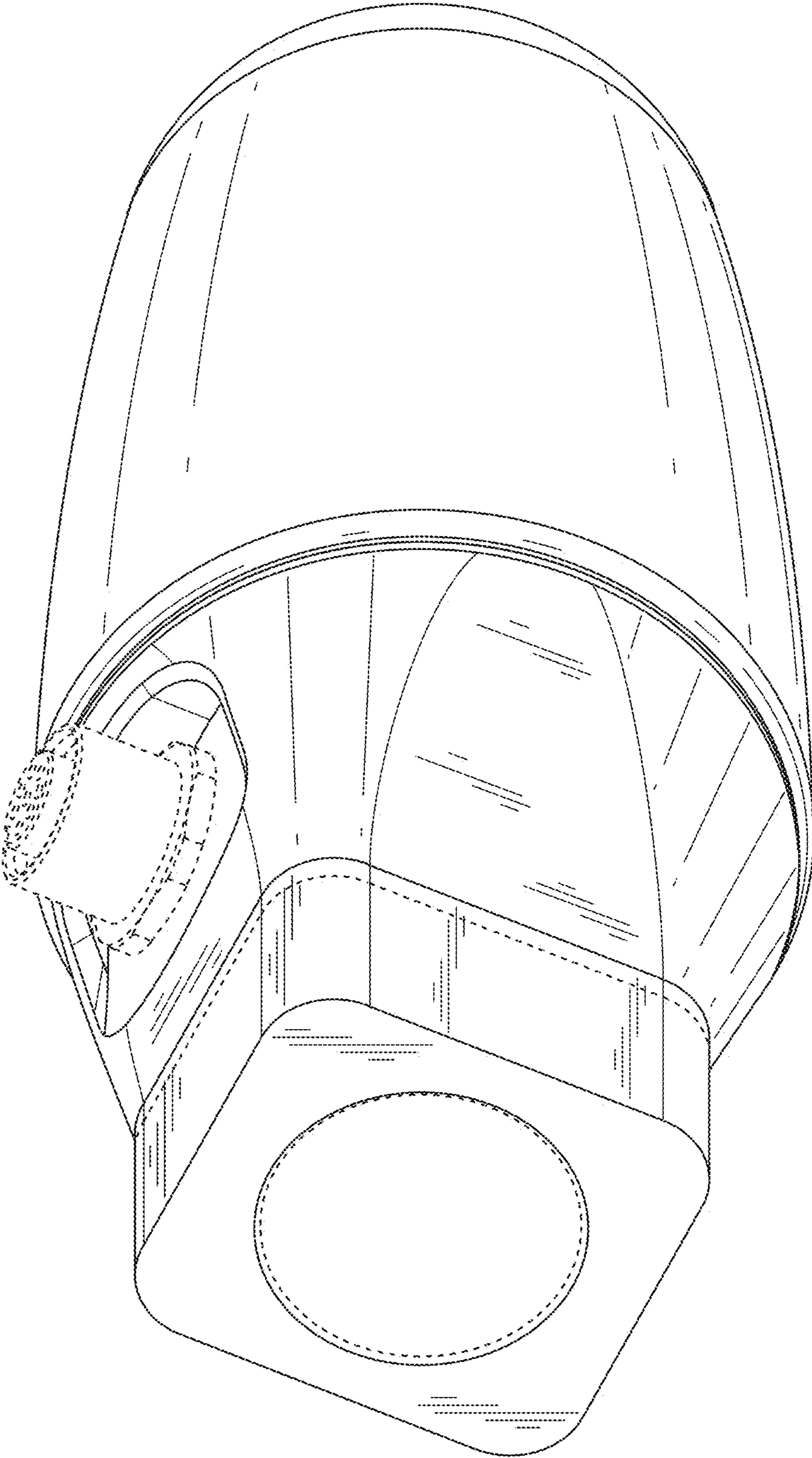


FIG. 2




FIG. 3

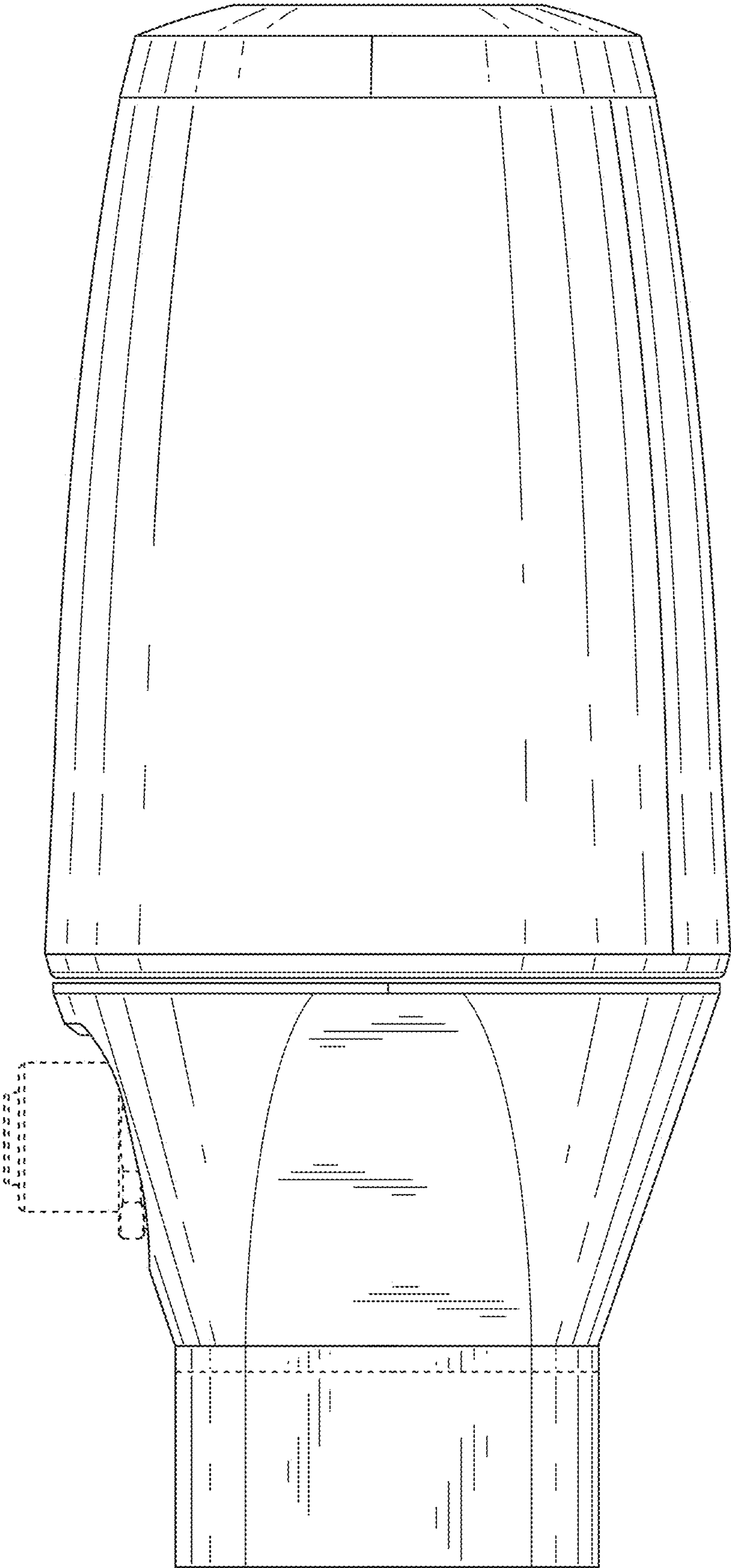


FIG. 4

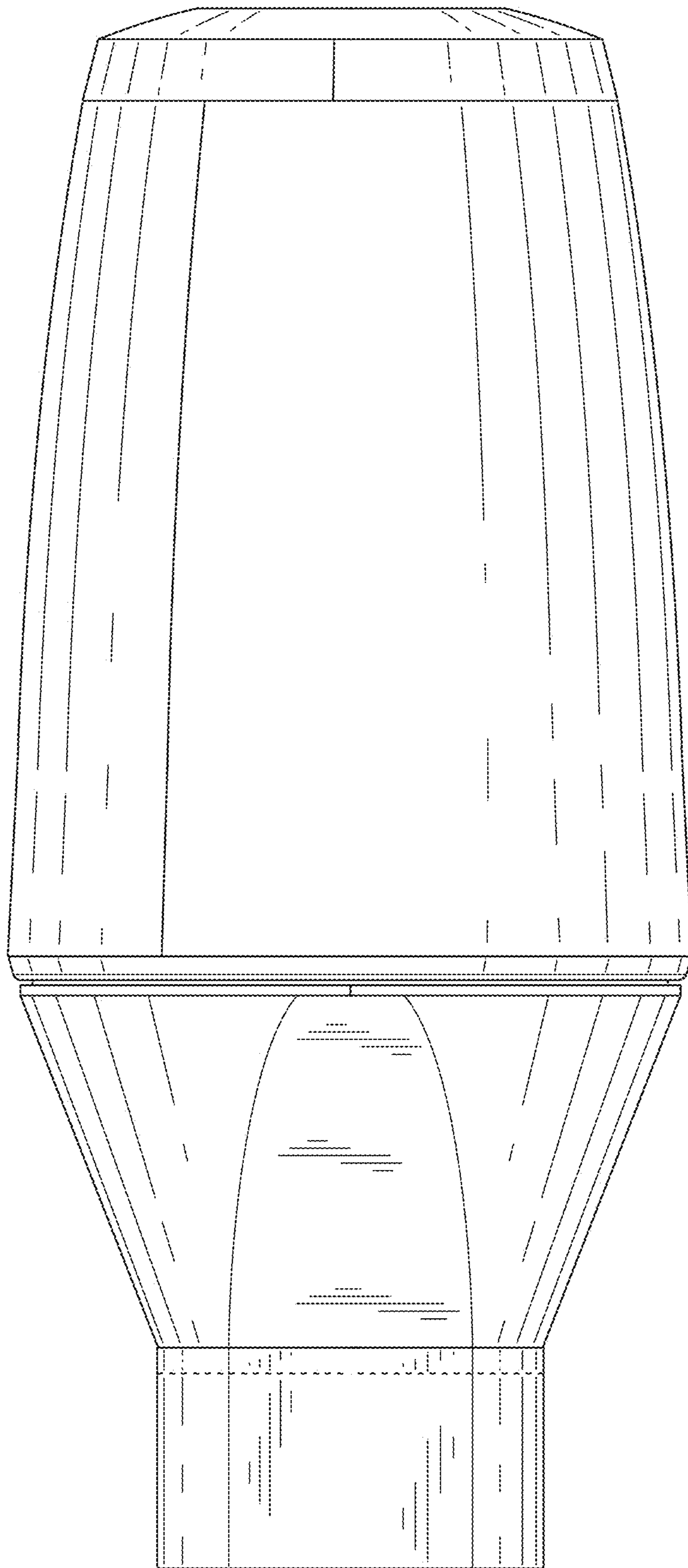


FIG. 5




FIG. 6

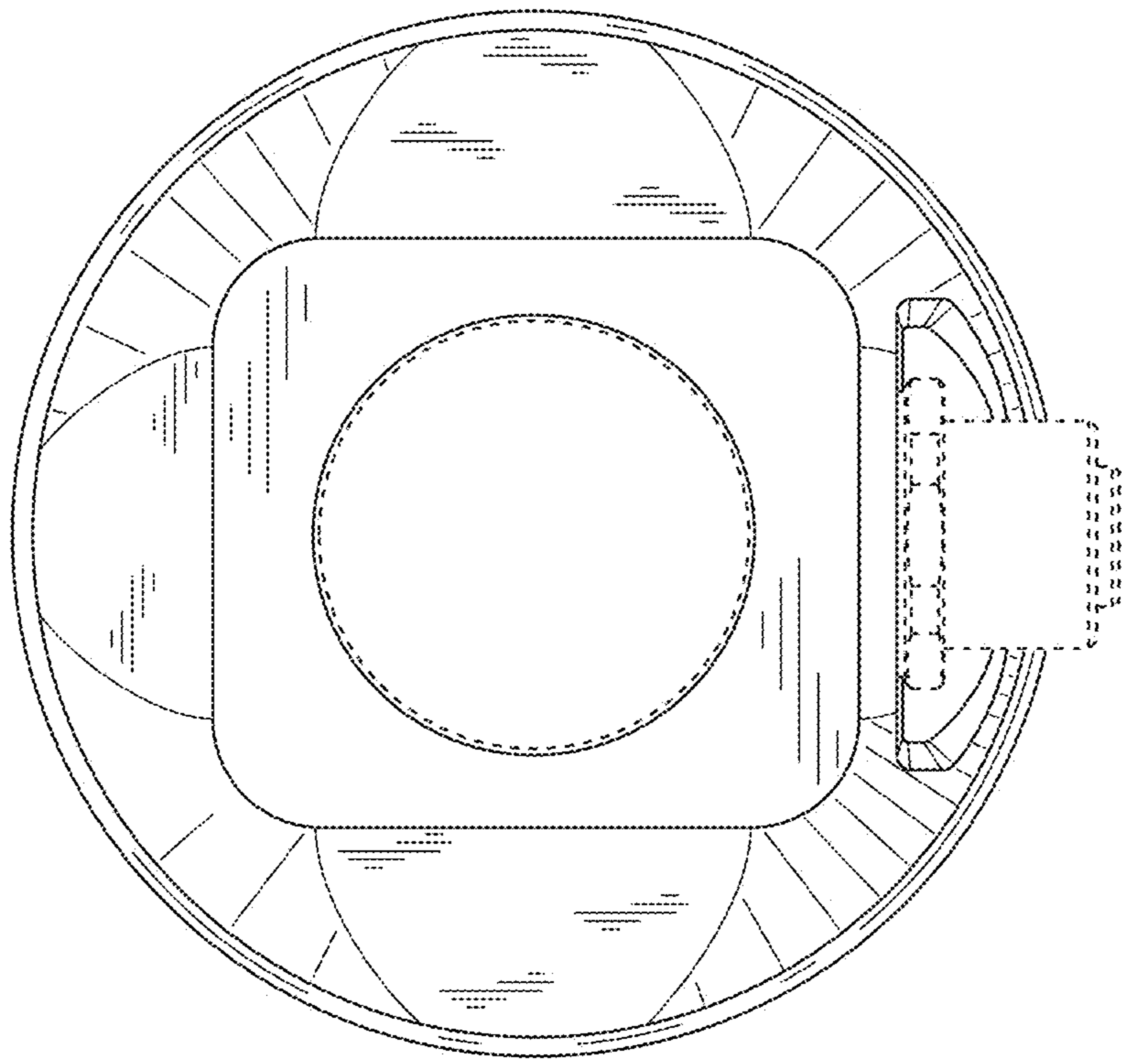


FIG. 7

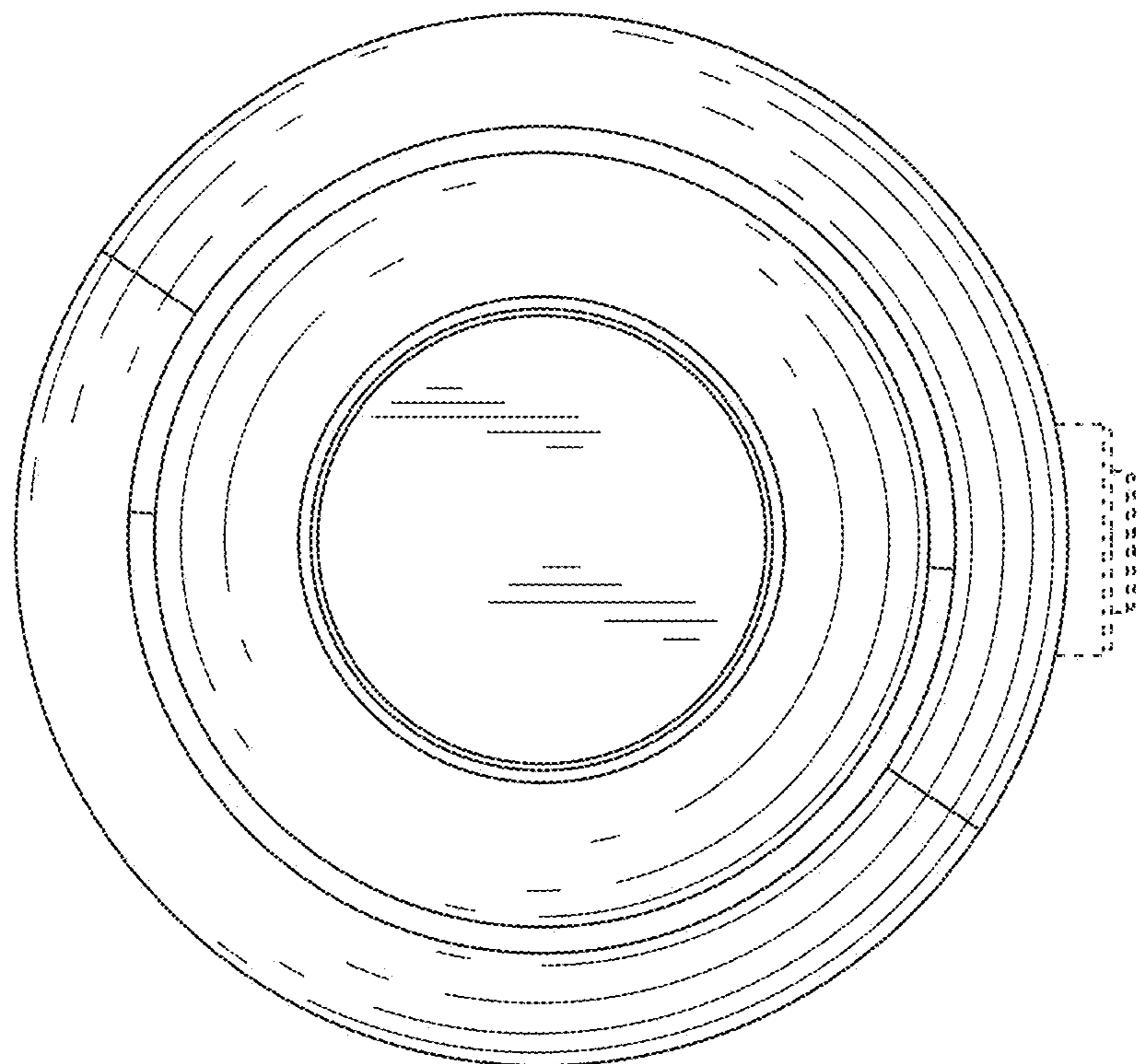


FIG. 8