



US00D947682S

(12) **United States Design Patent** (10) **Patent No.:** **US D947,682 S**  
**Shade** (45) **Date of Patent:** **\*\* Apr. 5, 2022**

(54) **PRE-ROLL WITH PACKAGING**  
(71) Applicant: **Brendon Shade**, Hollister, CA (US)  
(72) Inventor: **Brendon Shade**, Hollister, CA (US)  
(\*\*) Term: **15 Years**  
(21) Appl. No.: **29/755,524**  
(22) Filed: **Oct. 21, 2020**  
(51) **LOC (13) Cl.** ..... **09-03**  
(52) **U.S. Cl.**  
USPC ..... **D9/715**  
(58) **Field of Classification Search**  
USPC ..... D9/414, 418, 428, 500, 503, 504, 715,  
D9/719; D7/601, 629, 630, 635, 640  
CPC ..... A61M 5/002; B65D 85/12; B65D 59/04;  
B65D 85/10; B65D 3/04; B65D 85/24;  
B65D 59/02  
See application file for complete search history.

(56) **References Cited**

U.S. PATENT DOCUMENTS

3,563,373	A *	2/1971	Paulson	.....	A61J 1/2093 206/229
D321,472	S *	11/1991	Evans	.....	D24/130
D385,793	S *	11/1997	Marsal	.....	D24/224
D470,761	S *	2/2003	Kelvie	.....	D1/102
D494,856	S *	8/2004	Hillard	.....	D9/430
D529,719	S *	10/2006	Langer	.....	D4/116
D652,878	S *	1/2012	Smith	.....	D21/721
D691,899	S *	10/2013	Jessien	.....	D9/715
D727,172	S *	4/2015	Rosella	.....	D9/741
9,968,127	B2 *	5/2018	Han	.....	A24F 1/32
10,358,282	B1 *	7/2019	Strickler	.....	B65B 31/025
D861,979	S *	10/2019	Sibley	.....	D27/183
11,058,150	B2 *	7/2021	Lopez	.....	A24F 13/14 131/187
2009/0314299	A1 *	12/2009	Kilpatrick	.....	A24F 19/10
2018/0360109	A1 *	12/2018	Nguyen	.....	F23Q 2/36
2021/0000173	A1 *	1/2021	Alexander	.....	A24F 15/12

\* cited by examiner

*Primary Examiner* — Lauren R Calve  
(74) *Attorney, Agent, or Firm* — Fitzsimmons IP Law

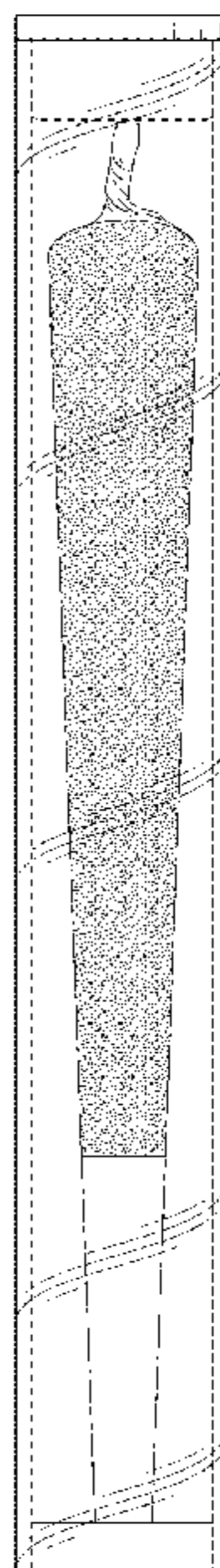
(57) **CLAIM**

The ornamental design for a pre-roll with packaging, as shown and described.

**DESCRIPTION**

FIG. 1 is a side view of a pre-roll with packaging comprising a concaved, fixed bottom, a removable cap, and one pre-roll inserted therein, in accordance with one embodiment of the present invention;  
FIG. 2 is a first perspective view of the pre-roll with packaging shown in FIG. 1;  
FIG. 3 is a second perspective view of the pre-roll with packaging shown in FIG. 1;  
FIG. 4 is a third perspective view of the pre-roll with packaging shown in FIG. 1, shown with the cap removed for clarity of illustration;  
FIG. 5 is a first perspective view of the cap of the pre-roll with packaging shown in FIG. 1, shown by itself for clarity of illustration;  
FIG. 6 is a second perspective view of the cap of the pre-roll with packaging shown in FIG. 1, shown by itself for clarity of illustration;  
FIG. 7 is a side view of the pre-roll of the pre-roll with packaging shown in FIG. 1, shown by itself for clarity of illustration;  
FIG. 8 is a perspective view of a pre-roll with packaging comprising a flat, removable bottom insert, a removable cap, and one pre-roll inserted therein, in accordance with a second embodiment of the present invention; and,  
FIG. 9 is a perspective view of a pre-roll with packaging comprising a concaved, removable bottom insert, a removable cap, and one pre-roll inserted therein, in accordance with a third embodiment of the present invention.

**1 Claim, 8 Drawing Sheets**



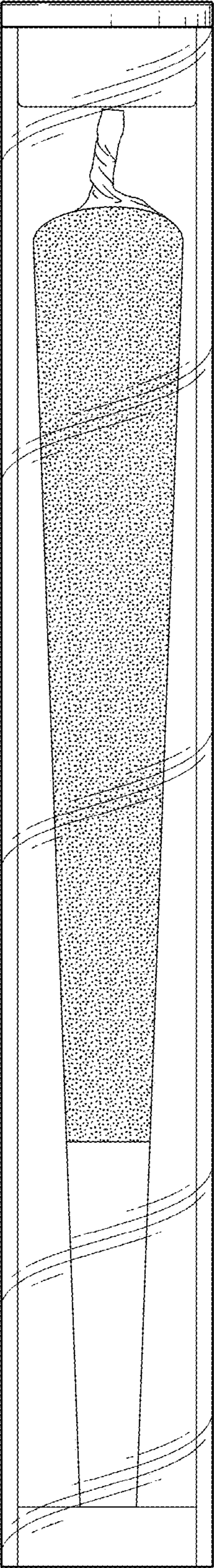


FIG. 1

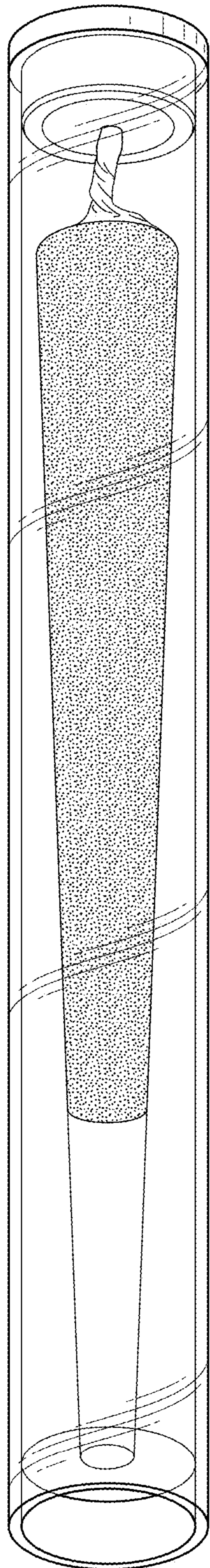


FIG. 2

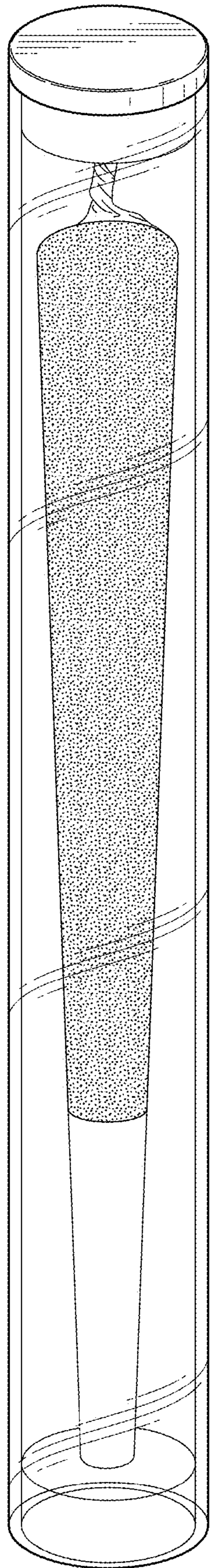


FIG. 3

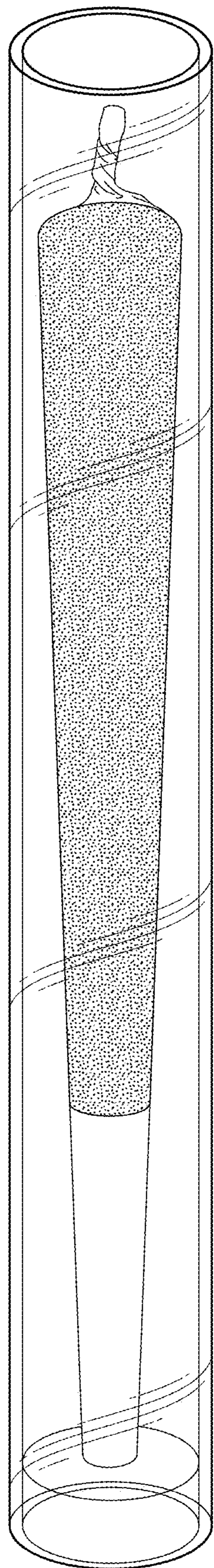


FIG. 4

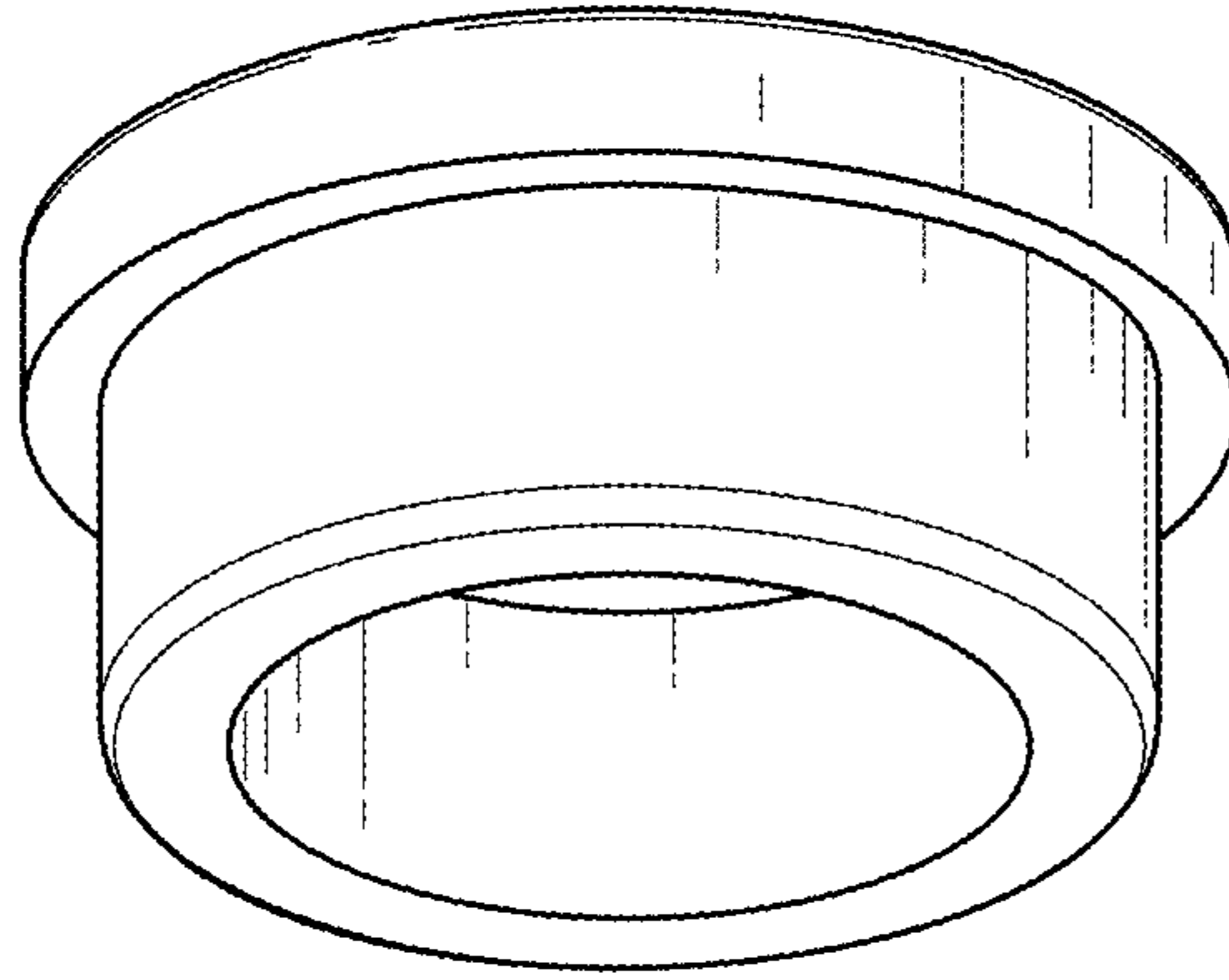


FIG. 5

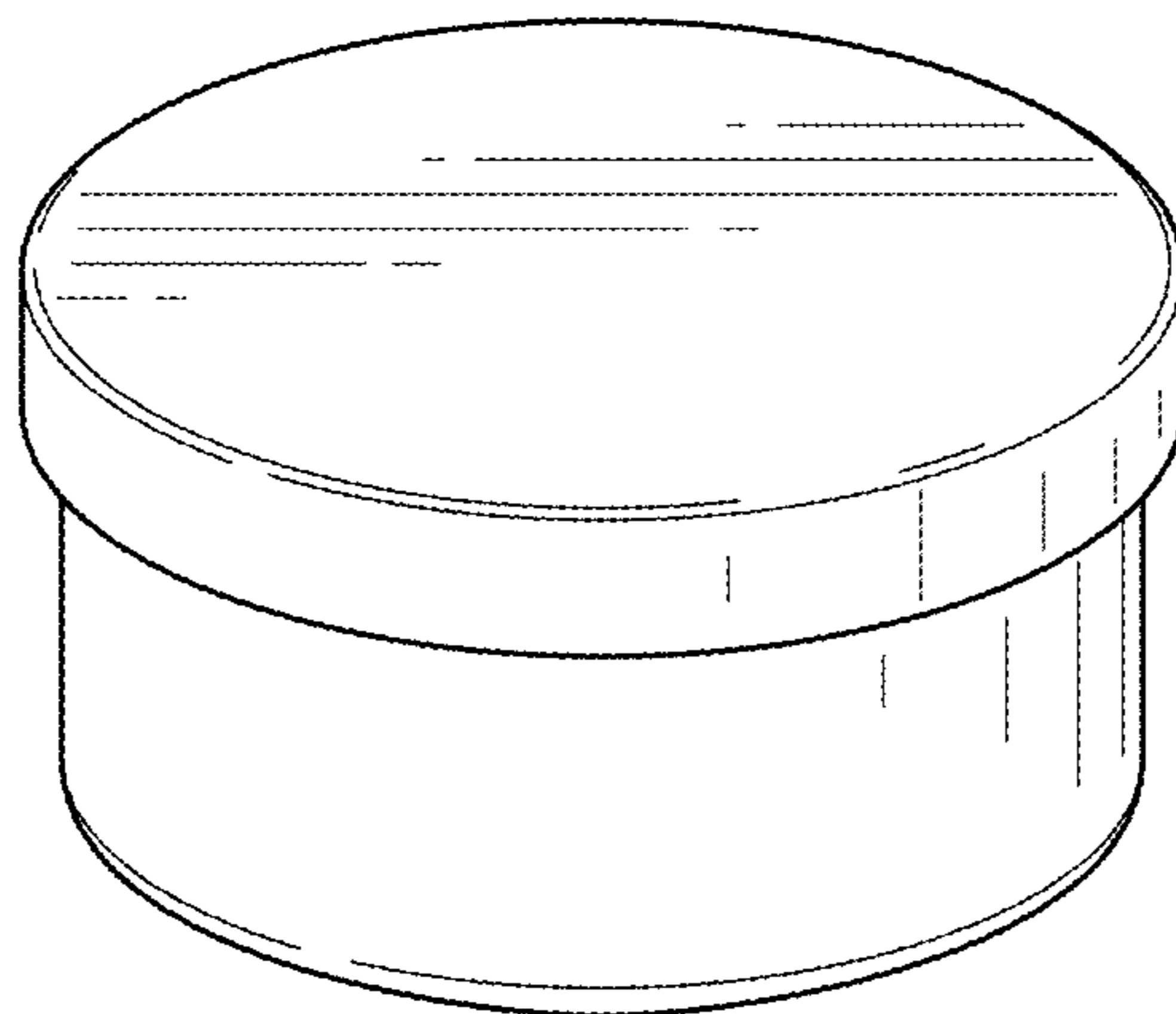


FIG. 6

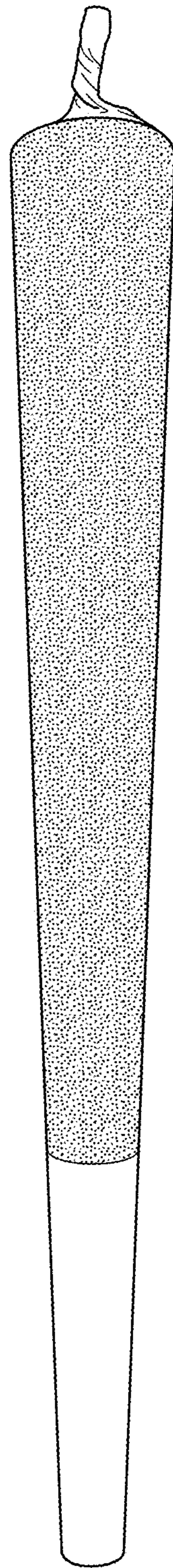


FIG. 7

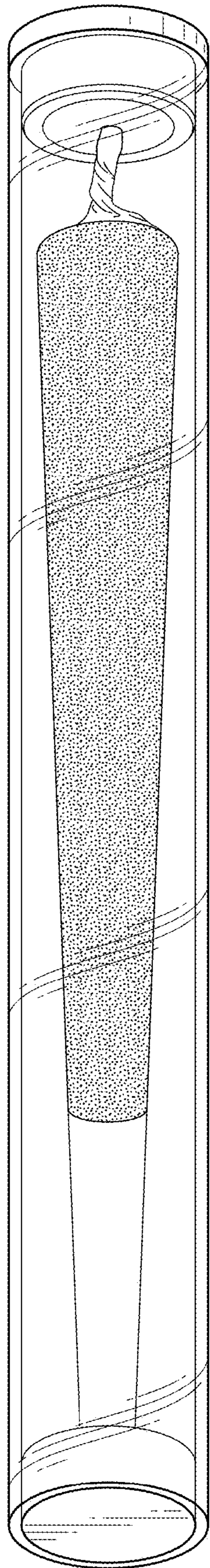


FIG. 8



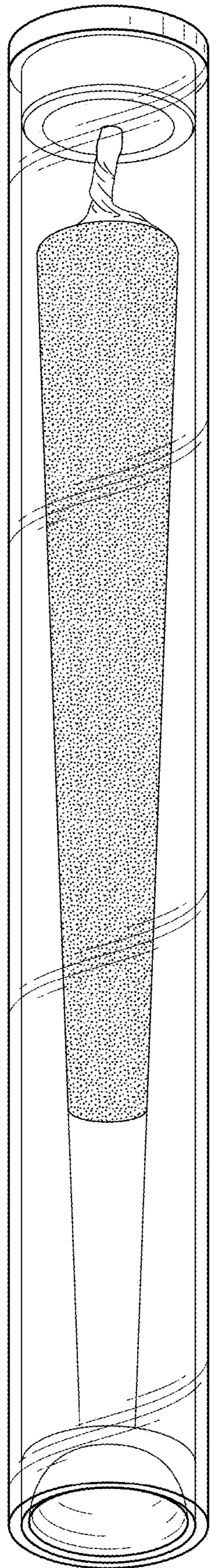


FIG. 9