



US00D947680S

(12) **United States Design Patent** (10) **Patent No.:** **US D947,680 S**
Hsu (45) **Date of Patent:** **** *Apr. 5, 2022**

(54) **DUAL CULTIVATION BAG**
(71) Applicant: **Wei K. Hsu**, Plano, TX (US)
(72) Inventor: **Wei K. Hsu**, Plano, TX (US)
(*) Notice: This patent is subject to a terminal disclaimer.
(**) Term: **15 Years**
(21) Appl. No.: **29/803,796**
(22) Filed: **Aug. 16, 2021**

4,977,702 A 12/1990 Fortin et al.
5,230,430 A 7/1993 Kidder
5,659,997 A 8/1997 Sprehe et al.
6,358,731 B1 3/2002 Hsu
7,066,337 B2 6/2006 Hsu
D631,369 S * 1/2011 McClelland D9/658
8,001,718 B2 8/2011 Vandenhove
9,386,751 B2 7/2016 Creekmore
10,377,982 B1 8/2019 Hsu
11,066,632 B1 7/2021 Hsu
D926,588 S * 8/2021 Hughes D9/702
(Continued)

Related U.S. Application Data

(62) Division of application No. 29/780,036, filed on Apr. 22, 2021.
(51) **LOC (13) Cl.** **09-05**
(52) **U.S. Cl.**
USPC **D9/703**
(58) **Field of Classification Search**
USPC D9/702-714, 720-722, 424, 430-433, D9/414, 418, 444; 383/26, 119, 127, 33, 383/71-75, 102-103; 229/87.06, 87.08, 229/87.01, 92.1; 222/92, 107, 215; 220/495.03, 495.01; D3/303, 201; 428/35.2, 79, 199, 542.6; 402/79; 206/439, 423, 484.1; 47/1.1
CPC B65D 33/02; B65D 33/24; B65D 33/01; B65D 81/00; B65D 81/03; B65D 81/2084; B65D 81/34; B65D 81/3461; A47J 36/027; C12M 23/14; C12M 23/24; C12M 4/00; C12M 4/12; C12M 4/04; A01G 1/04
See application file for complete search history.

FOREIGN PATENT DOCUMENTS

WO WO2000023331 A2 4/2000
WO WO2021021696 A1 2/2021

Primary Examiner — Abraham Bahta
(74) *Attorney, Agent, or Firm* — Grady K. Bergen; Griggs Bergen LLP

(57) **CLAIM**

The ornamental design for a dual cultivation bag, as shown and described.


DESCRIPTION

FIG. 1 is a front perspective view of a dual cultivation bag showing my design;
FIG. 2 is a top plan view of the dual cultivation bag of FIG. 1;
FIG. 3 is a bottom plan view of the dual cultivation bag of FIG. 1;
FIG. 4 is a right-side elevational view of the dual cultivation bag of FIG. 1;
FIG. 5 is a left-side elevational view of the dual cultivation bag of FIG. 1;
FIG. 6 is a front elevational view of the dual cultivation bag of FIG. 1;
FIG. 7 is a rear elevational view of the dual cultivation bag of FIG. 1; and,
FIG. 8 is a rear perspective view of the dual cultivation bag of FIG. 1.

(56) **References Cited**
U.S. PATENT DOCUMENTS

3,865,695 A 2/1975 Massier
4,878,312 A 11/1989 Shimizu

1 Claim, 6 Drawing Sheets



(56)

References Cited

U.S. PATENT DOCUMENTS

2009/0197327 A1 8/2009 Bergmann
2015/0000188 A1 1/2015 Shirahane et al.

* cited by examiner

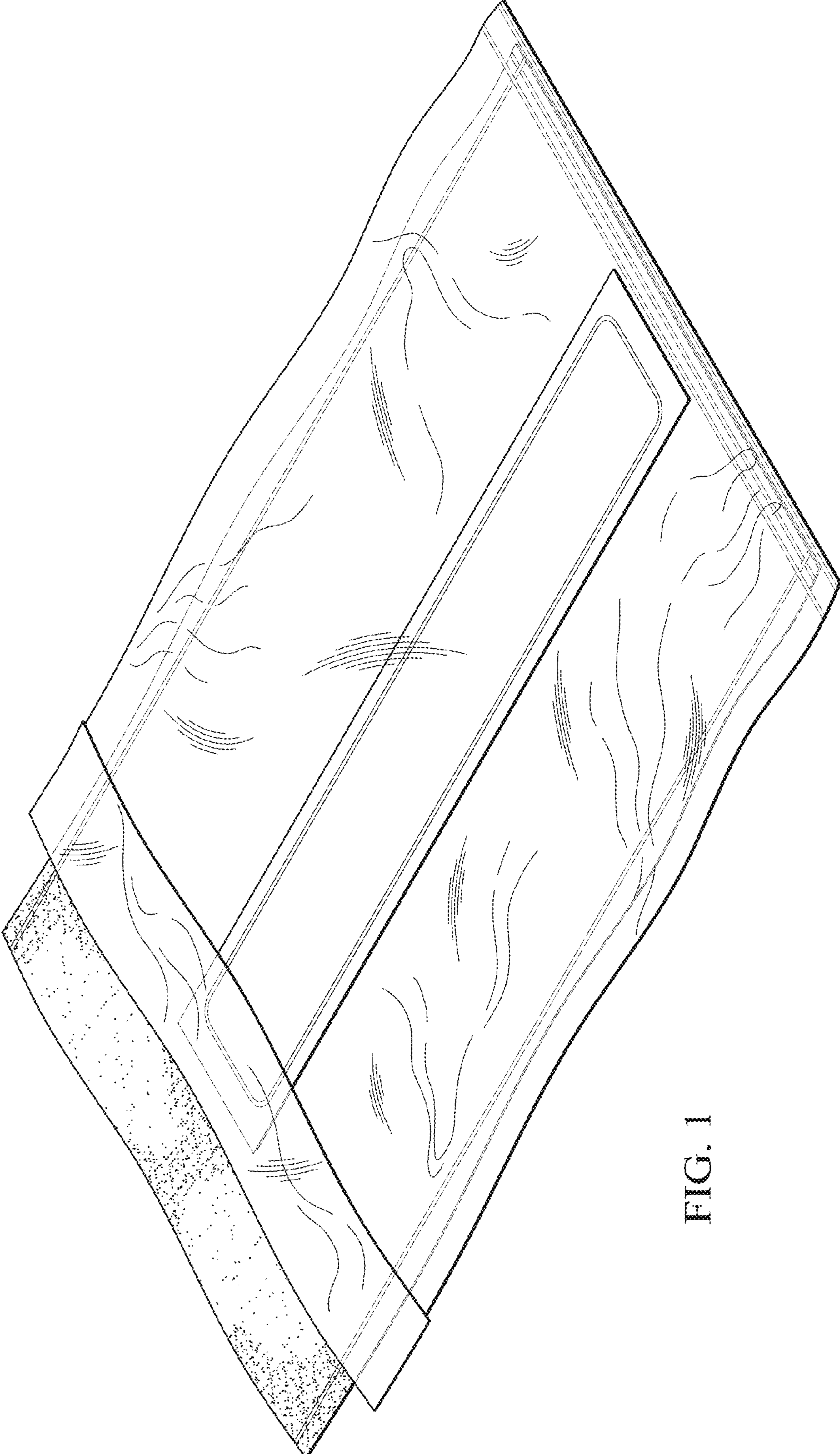


FIG. 1




FIG. 2




FIG. 3



FIG. 4



FIG. 5



FIG. 6



FIG. 7

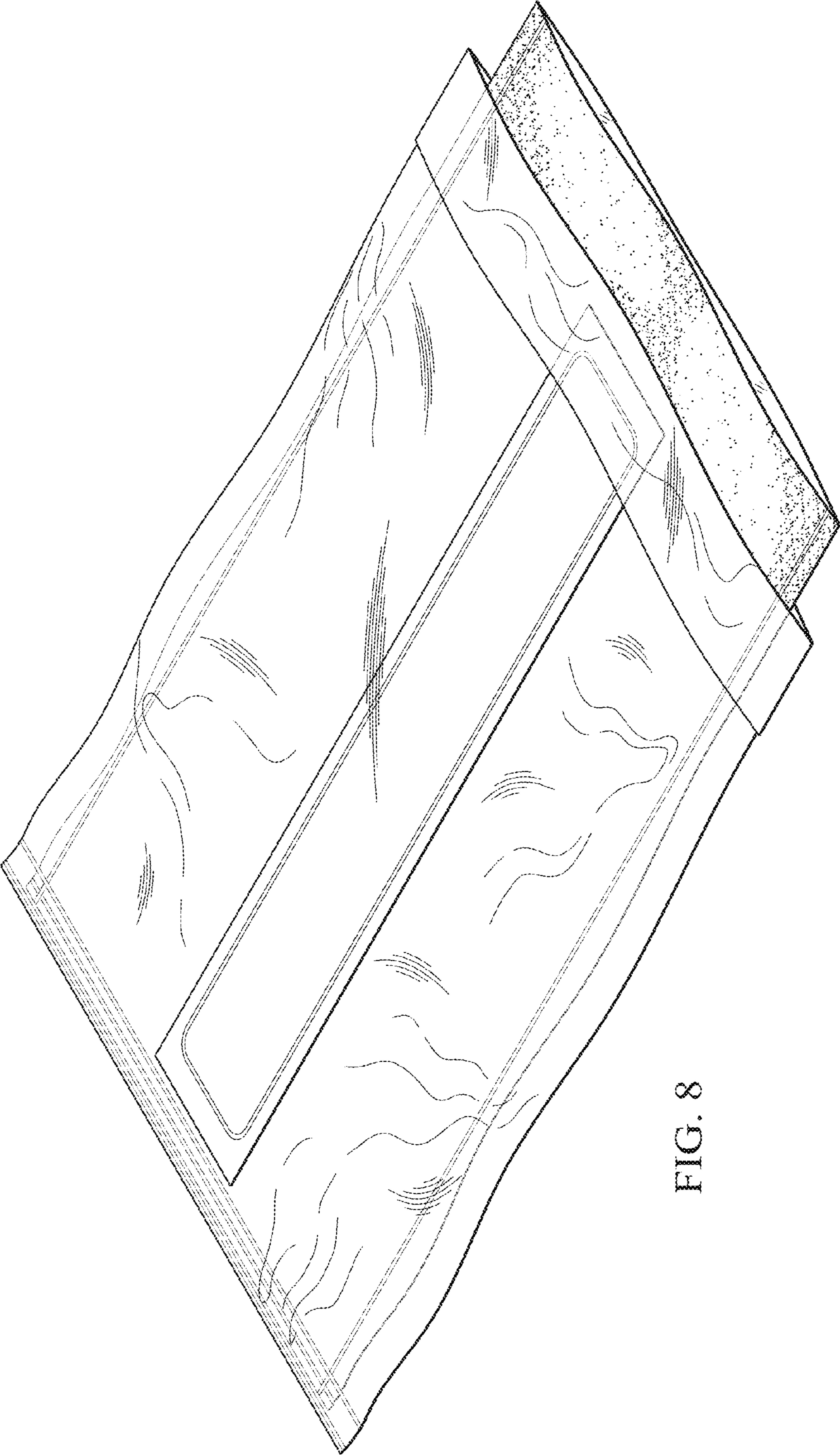


FIG. 8