



US00D947676S

(12) **United States Design Patent**  
**Weinmann**

(10) **Patent No.:** **US D947,676 S**  
(45) **Date of Patent:** **\*\* Apr. 5, 2022**

(54) **LID COVER**

(71) Applicant: **Daniel Weinmann**, Rocklin, CA (US)

(72) Inventor: **Daniel Weinmann**, Rocklin, CA (US)

(\*\*) Term: **15 Years**

(21) Appl. No.: **29/755,921**

(22) Filed: **Oct. 23, 2020**

(51) **LOC (13) Cl.** ..... **09-07**

(52) **U.S. Cl.**  
USPC ..... **D9/455**

(58) **Field of Classification Search**

USPC ..... D9/723, 724, 434, 435, 436, 438, 443,  
D9/445, 447, 448, 449, 450, 452, 453,  
D9/454; D7/550.1, 554.2, 387, 391, 392,  
D7/392.1, 396.1, 396.2, 397, 398, 558,  
D7/624.1, 667, 388, 403, 407, 408, 409;  
D23/206, 209, 259, 260, 261, 397;  
D24/121, 127, 193, 194, 197, 199, 281;  
D10/122, 123, 126, 127  
CPC .. B65D 41/34; B65D 41/3428; B65D 43/161;  
B65D 43/0212; B65D 2543/00537; B65D  
2543/00092; B65D 2543/00351; B65D  
2543/00046; B65D 51/245; B65D 51/295;  
B65D 1/20; B65D 2251/0018; B65D  
2251/0071; B65D 2251/02; B65D  
43/0208; B65D 2231/022; B29C 51/22;  
B29C 51/268; B29C 51/44; B29C  
45/0001; B29C 45/0081; A47G 19/2272  
See application file for complete search history.

(56) **References Cited**

U.S. PATENT DOCUMENTS

D200,884 S \* 4/1965 Le Roy Hart ..... D9/438  
D221,064 S \* 7/1971 Warren ..... D9/436  
D232,162 S \* 7/1974 Carr ..... D9/436  
D249,646 S \* 9/1978 Ritter ..... D9/447  
D270,140 S \* 8/1983 Berglund ..... D9/438

D283,492 S \* 4/1986 Nitsch ..... D9/436  
D368,032 S \* 3/1996 Couto ..... D9/435  
D377,900 S \* 2/1997 Ford ..... D9/435  
D380,678 S \* 7/1997 Borgstede ..... D9/440  
D404,648 S \* 1/1999 Slayton ..... D9/449  
6,073,797 A \* 6/2000 Barous ..... B65D 17/165  
215/387  
D447,056 S \* 8/2001 Caserta ..... D9/438  
D456,259 S \* 4/2002 Groenewald ..... D9/447  
D458,131 S \* 6/2002 Weber ..... D9/434  
D458,844 S \* 6/2002 Shea ..... D9/435  
D459,992 S \* 7/2002 Olsen ..... D9/447  
D471,808 S \* 3/2003 de Castro Couto ..... D9/435  
D511,457 S \* 11/2005 Biesecker ..... D9/443  
D537,717 S \* 3/2007 Notarianni ..... D9/447  
D566,549 S \* 4/2008 Russell ..... D9/445  
D612,729 S \* 3/2010 Lohrman ..... D9/449

(Continued)

OTHER PUBLICATIONS

Clean Lidz: Announced Dec. 23, 2021 [online]. Site Visited [Jan. 12, 2022], Available from Internet URL: <http://cleanlidz.com/>.\*

*Primary Examiner* — Catherine S Posthauer  
(74) *Attorney, Agent, or Firm* — Law Offices of David M. Lang; David M. Lang

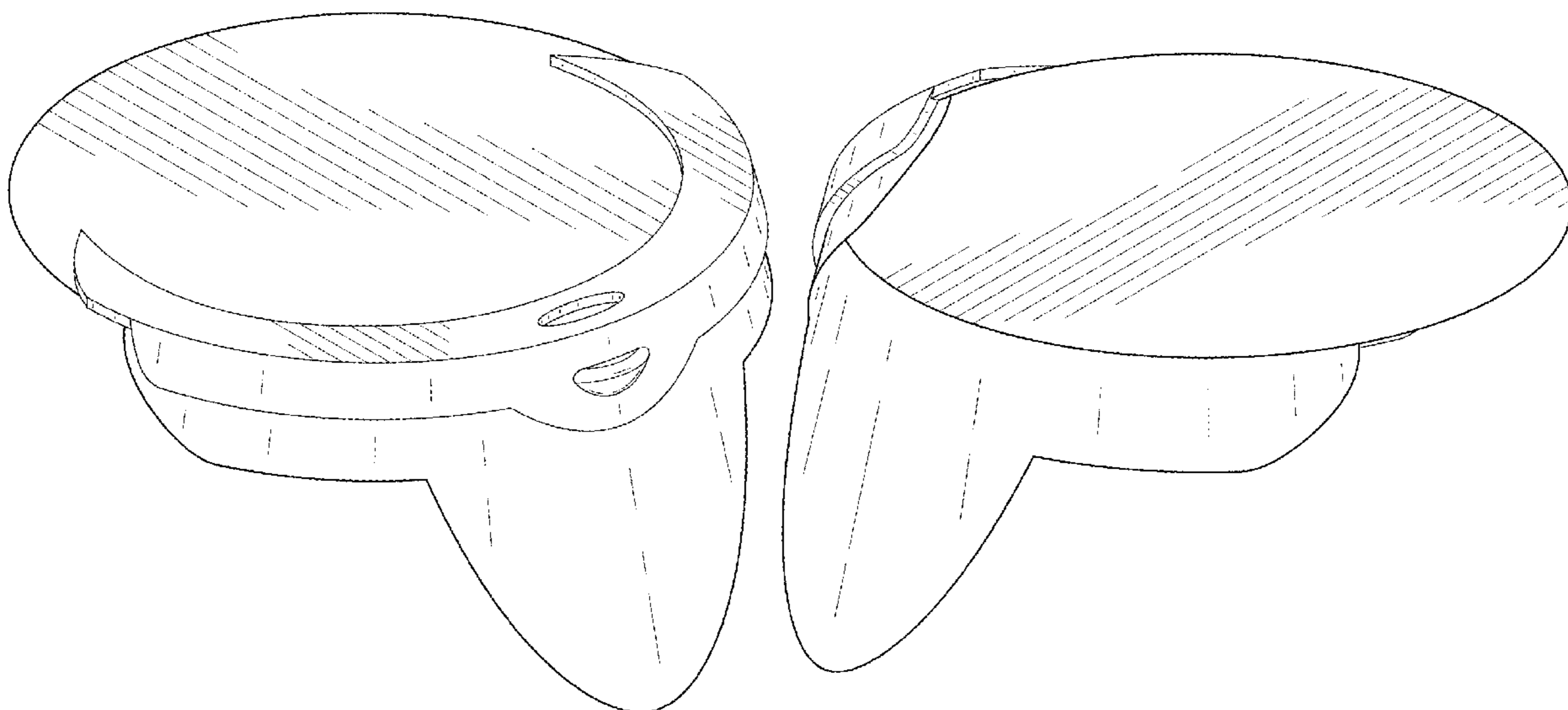
(57) **CLAIM**

The ornamental design for a lid cover, as shown and described.

**DESCRIPTION**

FIG. 1 is a top perspective view of a lid cover showing my new design.  
FIG. 2 is a bottom perspective view thereof;  
FIG. 3 is a top view thereof;  
FIG. 4 is a bottom view thereof;  
FIG. 5 is a side elevation view, the opposite side being a mirror image thereof.  
FIG. 6 is a front view thereof; and,  
FIG. 7 is a rear view thereof.

**1 Claim, 4 Drawing Sheets**



(56)

**References Cited**

U.S. PATENT DOCUMENTS

8,789,718 B1 7/2014 Daniel et al.  
8,960,476 B2 2/2015 Nurse, Sr.  
D774,834 S \* 12/2016 Breit ..... D7/587  
2009/0223981 A1\* 9/2009 Levey ..... B65D 51/185  
220/712  
2010/0320220 A1 12/2010 Hussey et al.

\* cited by examiner

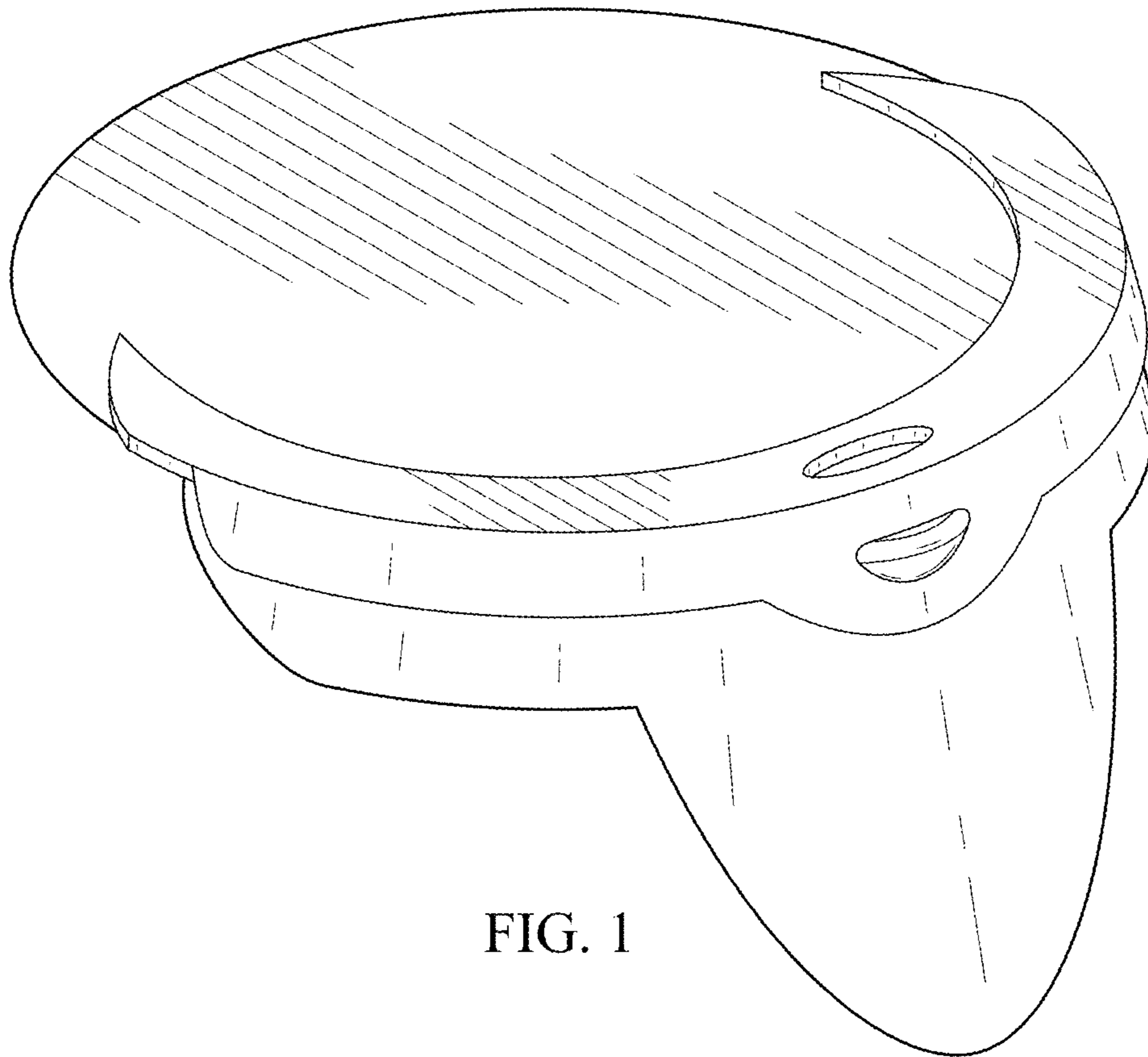


FIG. 1

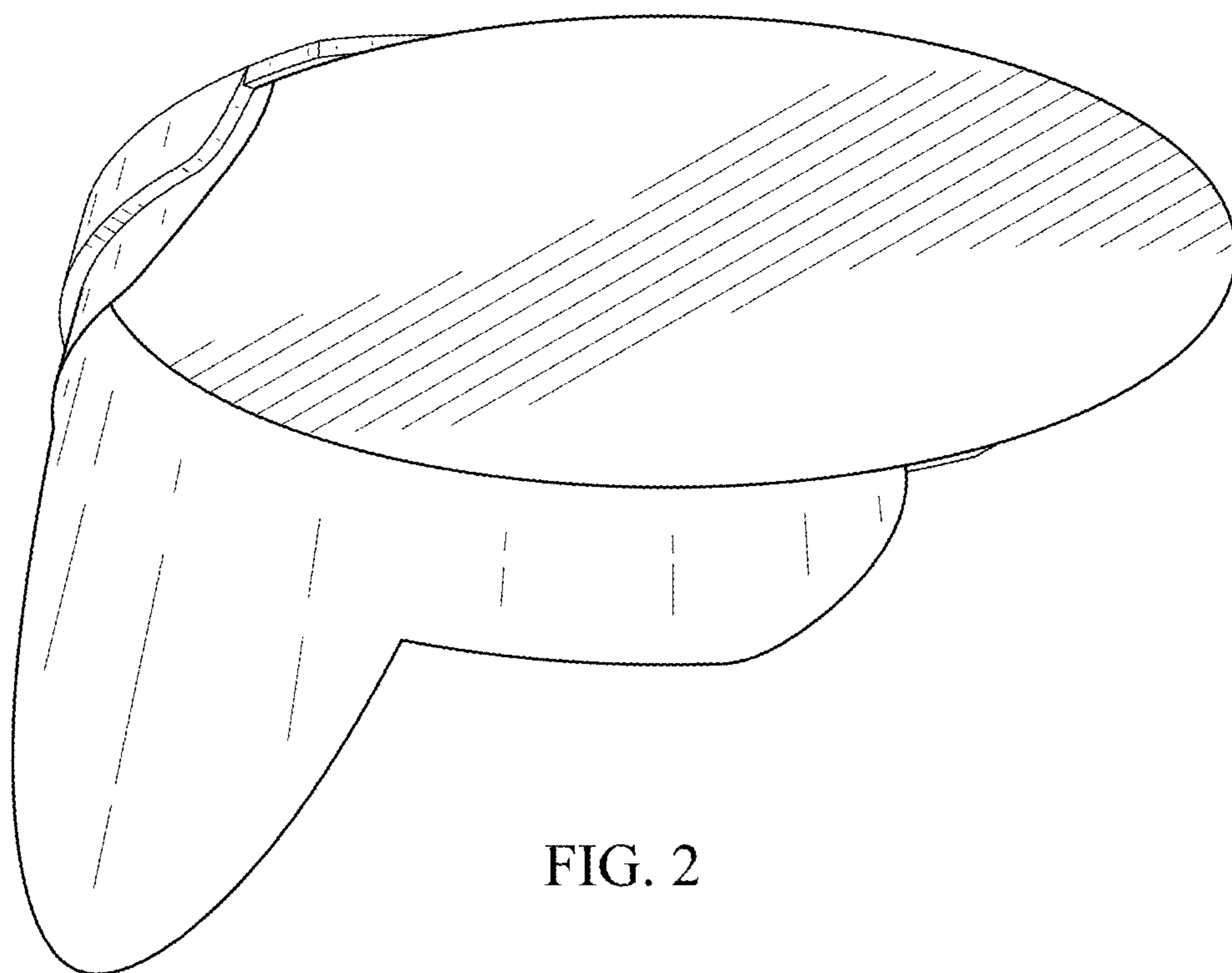


FIG. 2

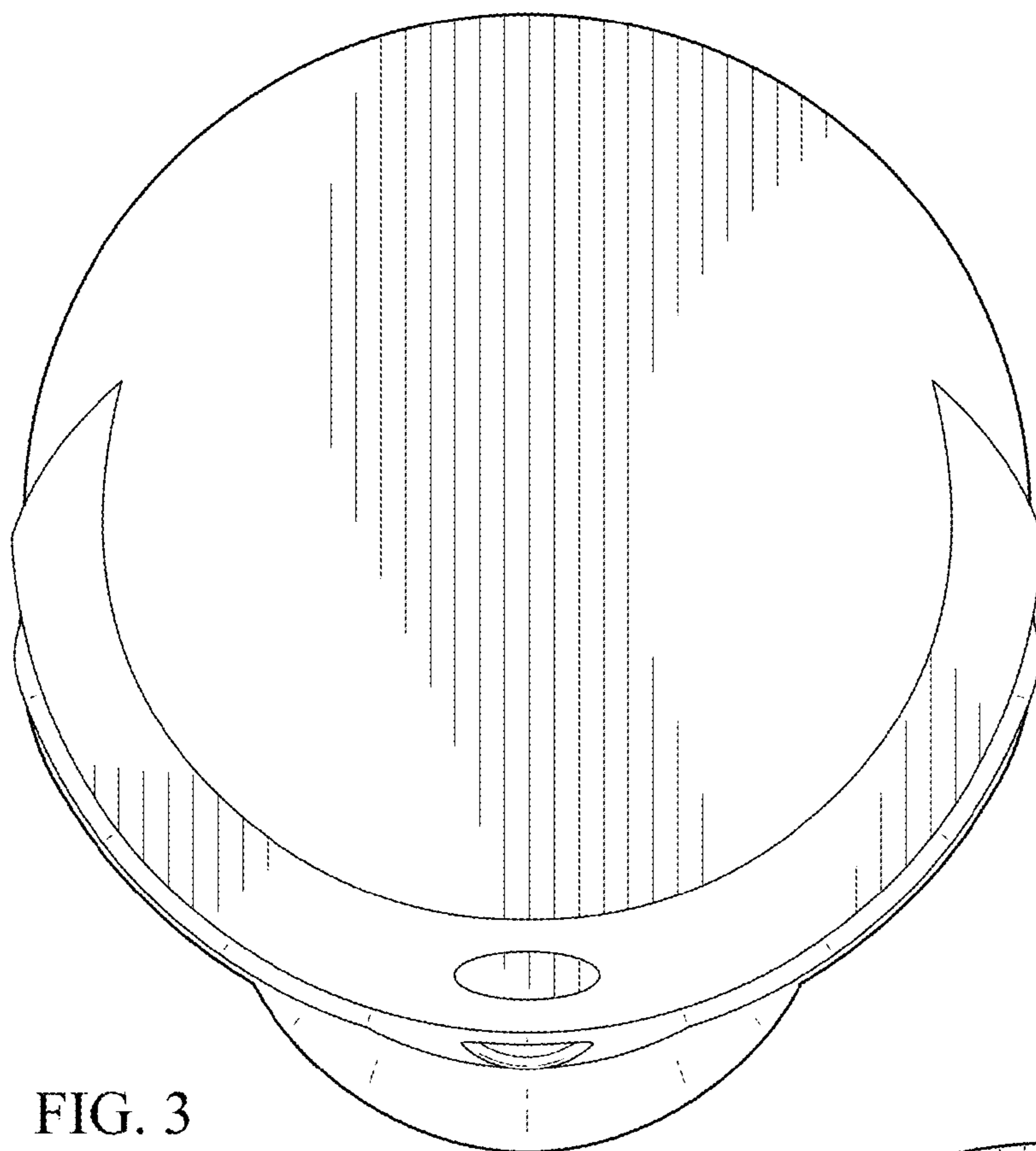


FIG. 3

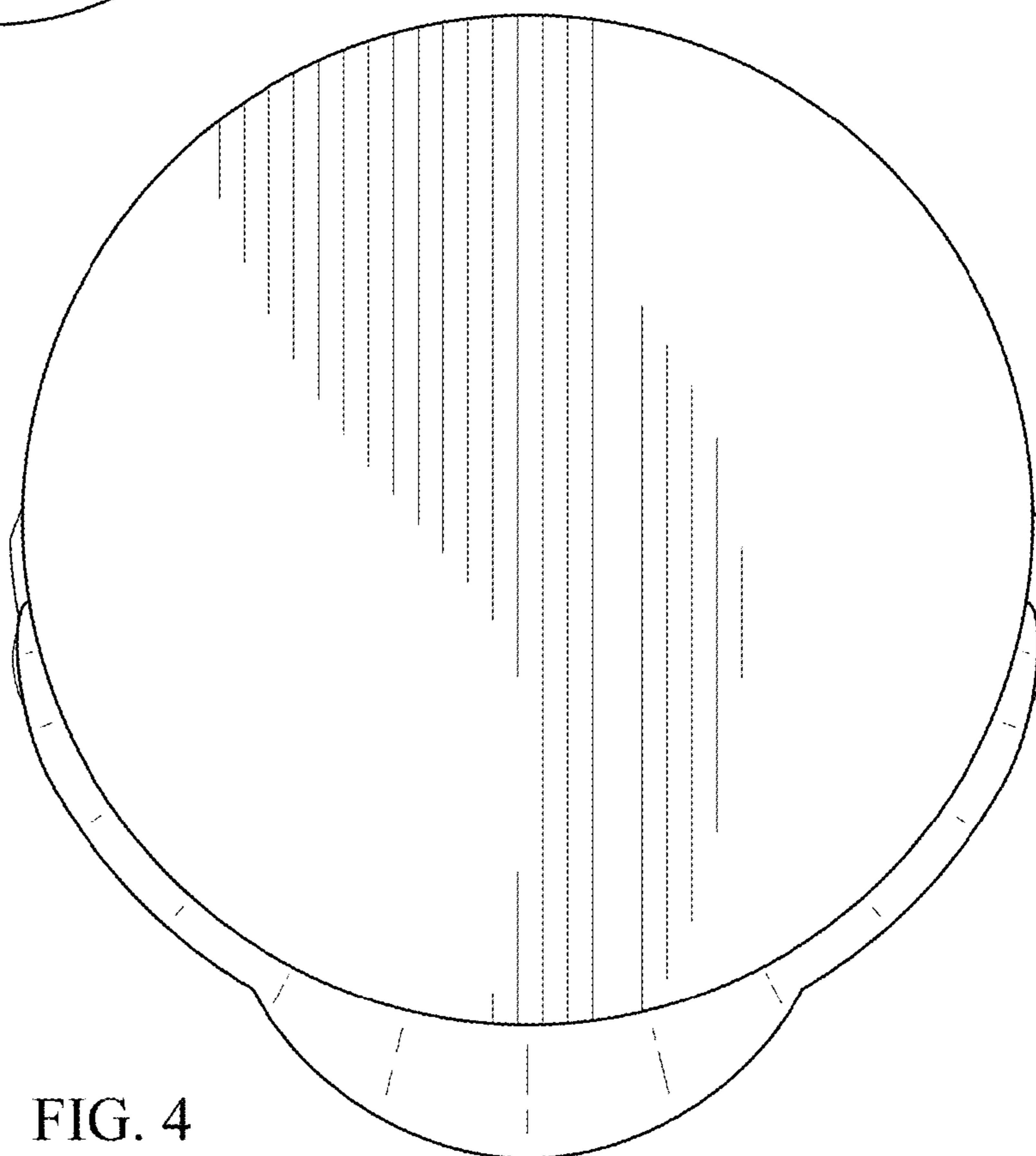


FIG. 4

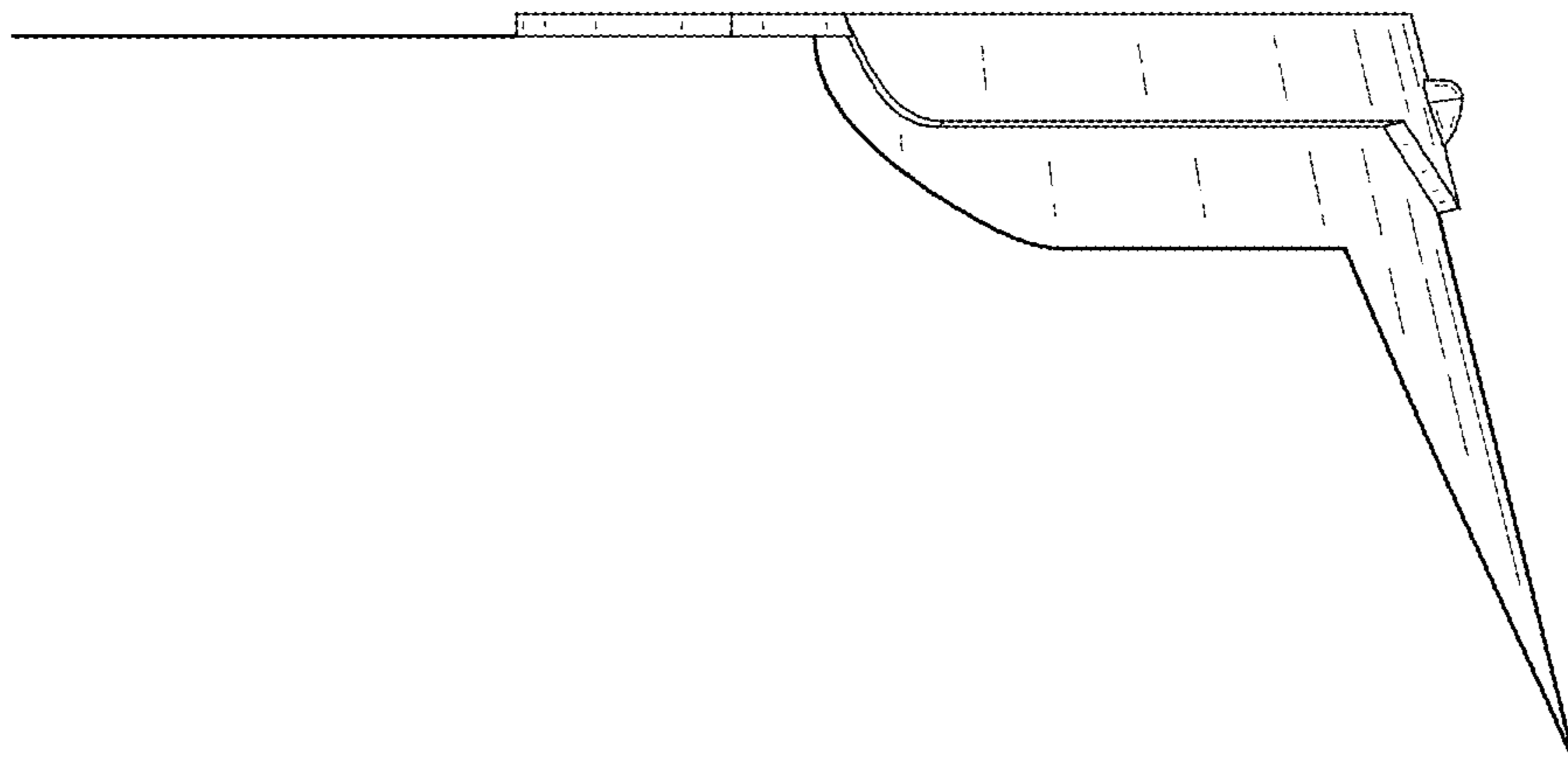


FIG. 5

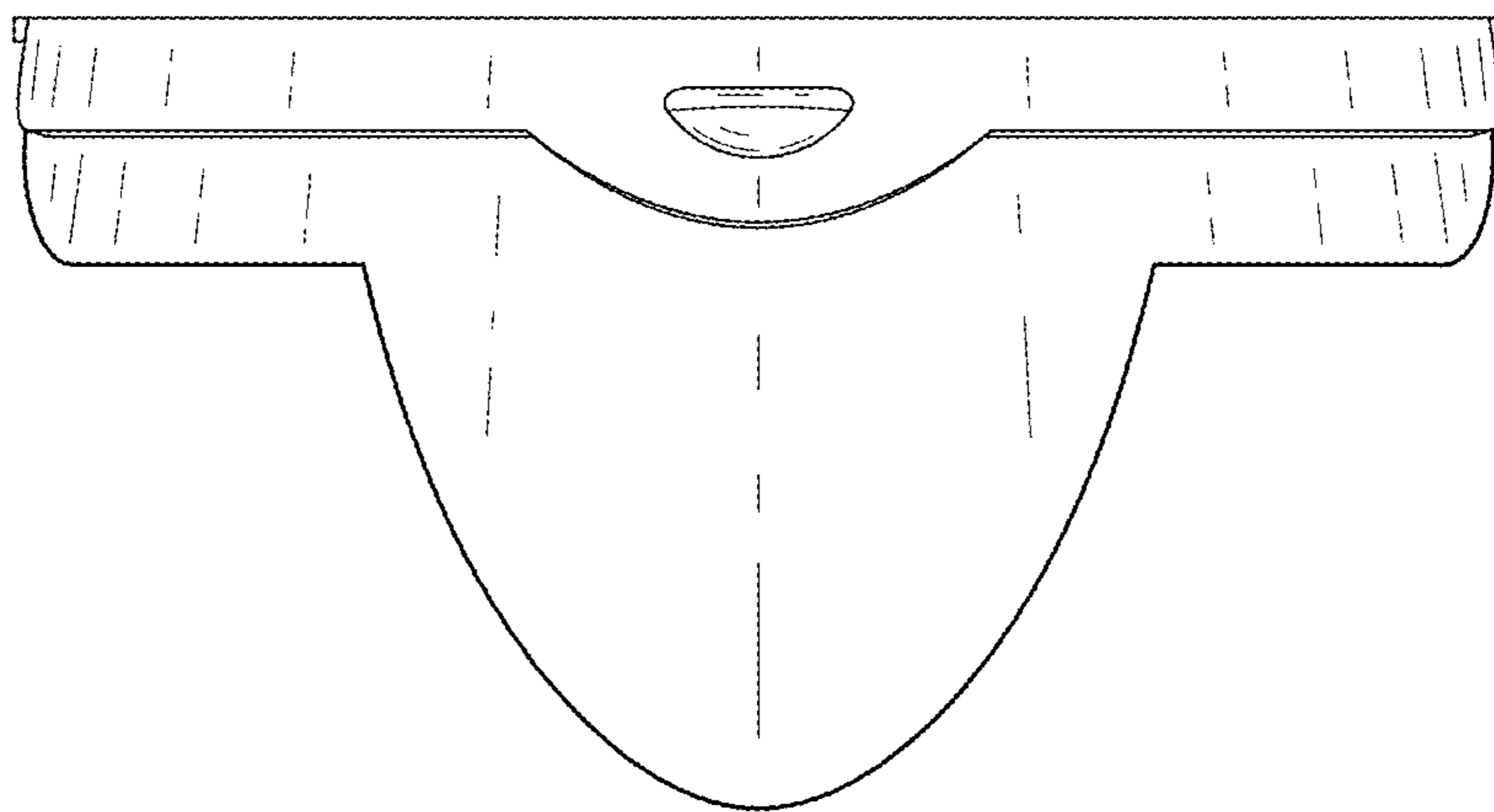


FIG. 6

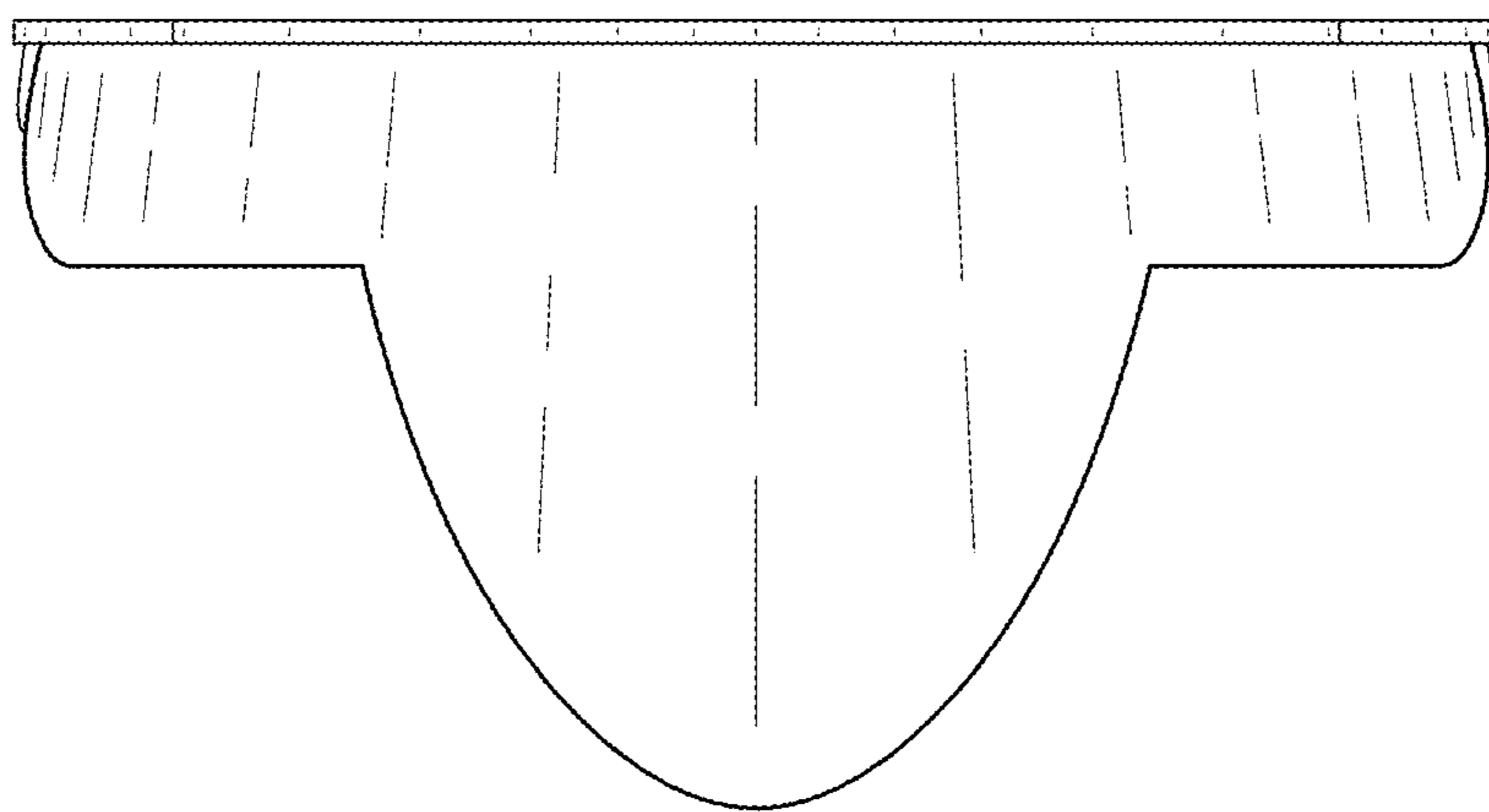


FIG. 7