



US00D947656S

(12) **United States Design Patent**  
**Peyerck**

(10) **Patent No.:** **US D947,656 S**

(45) **Date of Patent:** **\*\* Apr. 5, 2022**

(54) **COMPACT ARTICLE SUPPORTING  
HANGER**

(71) Applicant: **Michael J. Peyerck**, Detroit, MI (US)

(72) Inventor: **Michael J. Peyerck**, Detroit, MI (US)

(\*\*) Term: **15 Years**

(21) Appl. No.: **29/712,550**

(22) Filed: **Nov. 8, 2019**

(51) **LOC (13) Cl.** ..... **08-05**

(52) **U.S. Cl.**  
USPC ..... **D8/371**

(58) **Field of Classification Search**  
USPC ..... D8/499, 404, 373, 372, 371, 105-107,  
D8/33, 28, 21, 19, 17, 16, 13;  
D3/207-212; D29/113, 117.2; D99/99;  
D22/149  
CPC ..... B67B 7/14; B25F 1/00; B25G 3/26  
See application file for complete search history.

(56) **References Cited**

**U.S. PATENT DOCUMENTS**

D175,302 S *	8/1955	Gale	.....	D8/367
D223,699 S *	5/1972	Kamins et al.	.....	D8/301
D266,479 S *	10/1982	Hayakawa	.....	D8/17
5,339,555 A *	8/1994	Miskimins	.....	A01K 97/14 294/26

D362,622 S *	9/1995	Van Davelaar	.....	294/137
D388,582 S *	12/1997	Irvin, Jr.	.....	294/82.1
D523,515 S *	6/2006	Hacker	.....	A01K 97/14 D22/149
D576,474 S *	9/2008	Given	.....	D8/367
D817,196 S *	5/2018	Haarburger	.....	D10/64
D824,800 S *	8/2018	Blume	.....	D11/200
D882,369 S *	4/2020	Adelman	.....	D8/105
D896,046 S *	9/2020	Spater	.....	D8/16

\* cited by examiner

*Primary Examiner* — Rachel A. Voorhies

*Assistant Examiner* — Benjamin D. Wannemacher

(74) *Attorney, Agent, or Firm* — Carrier Blackman & Associates, P.C.; Joseph P. Carrier; Anne G. Sabourin


(57) **CLAIM**

The ornamental design for a compact article supporting hanger, substantially as shown and described.

**DESCRIPTION**

FIG. 1 is a top perspective view of my new, original and ornamental design for a compact article supporting hanger; FIG. 2 is a right side edge view thereof; FIG. 3 is a bottom plan view thereof; FIG. 4 is a left side edge view thereof; FIG. 5 is a bottom edge view thereof; FIG. 6 is a top edge view thereof; and, FIG. 7 is a perspective view thereof.

**1 Claim, 1 Drawing Sheet**



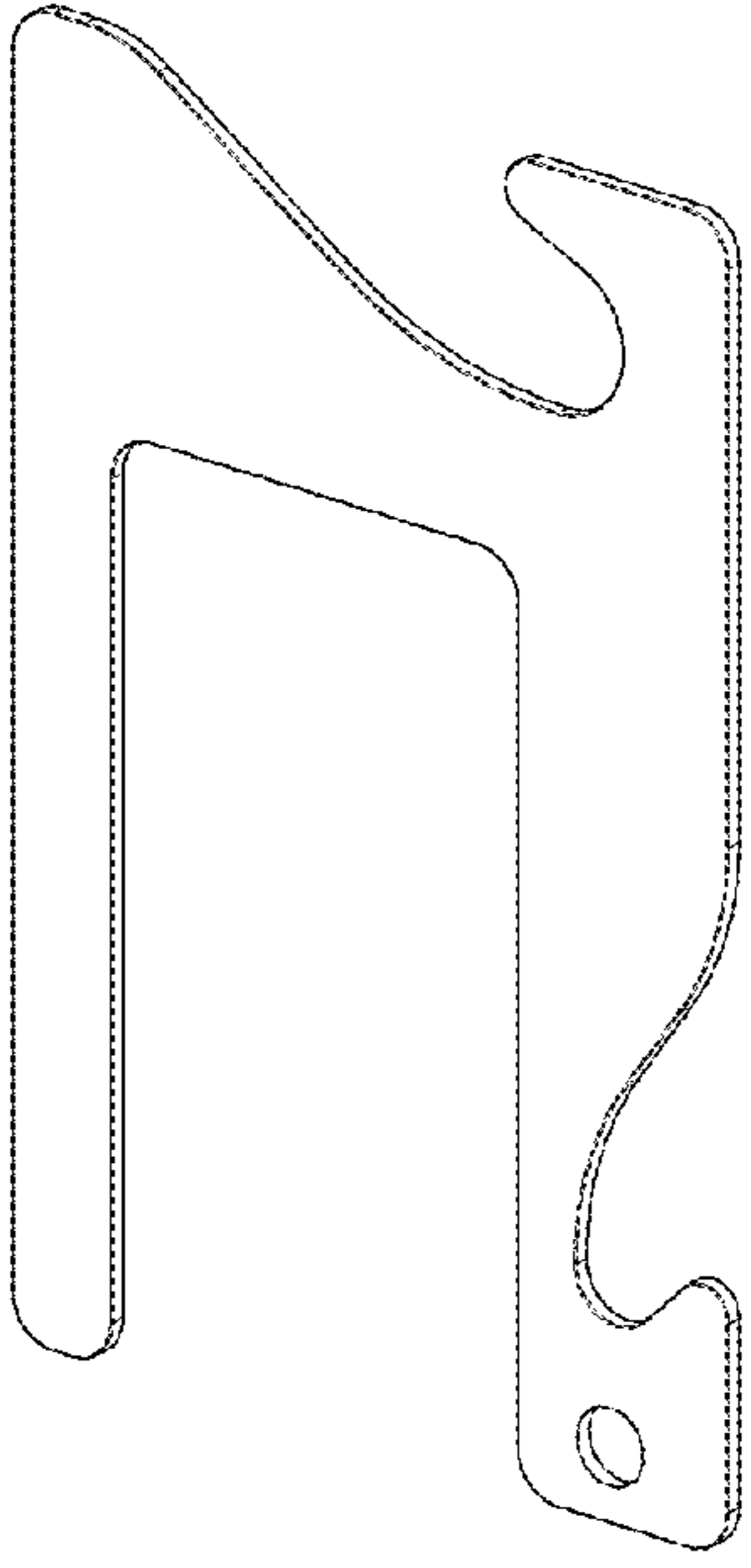


FIG. 7

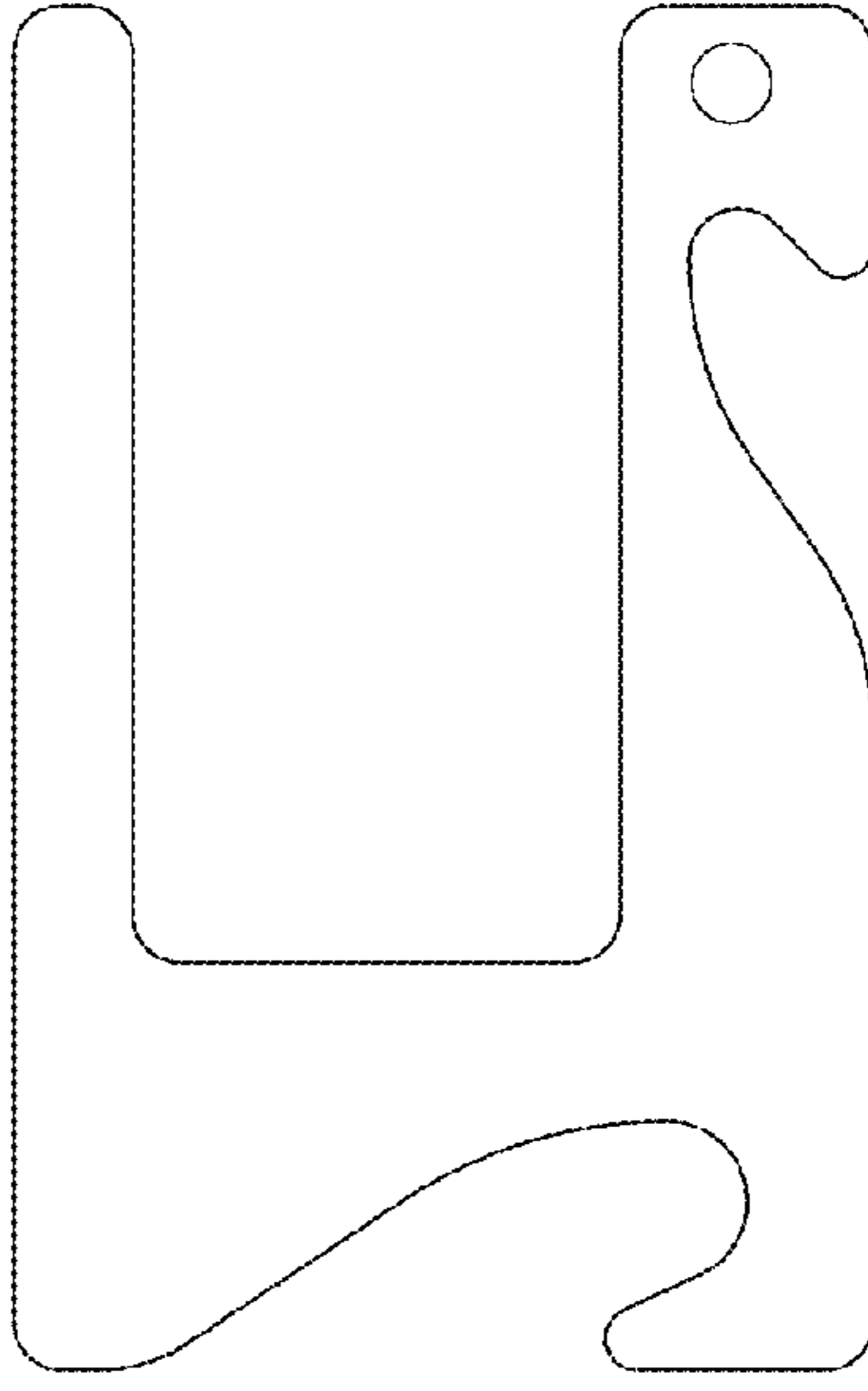


FIG. 3




FIG. 2

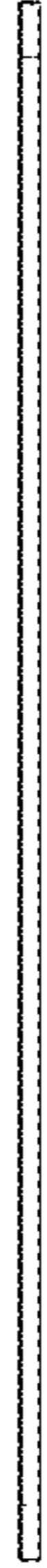


FIG. 6

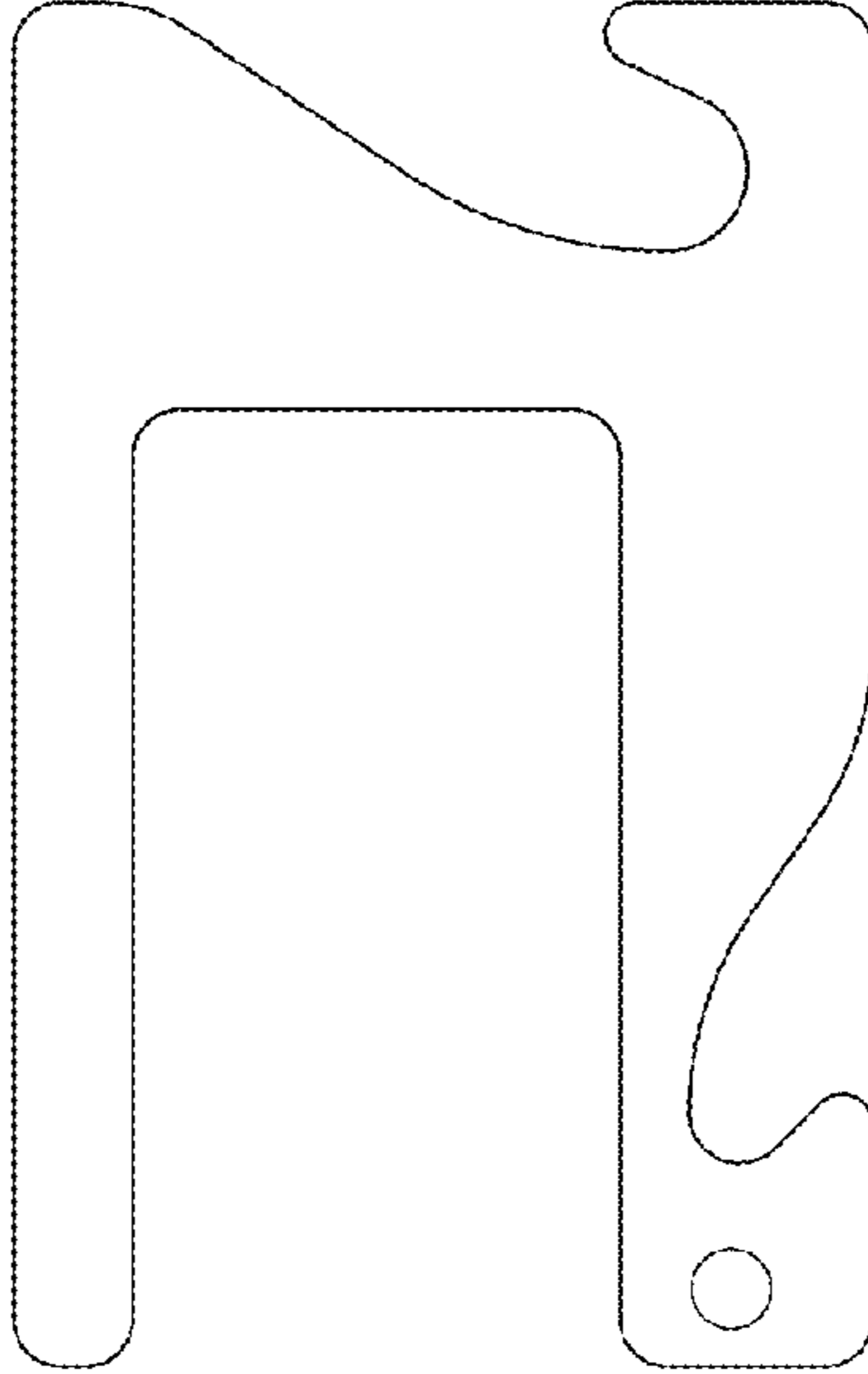


FIG. 1




FIG. 4

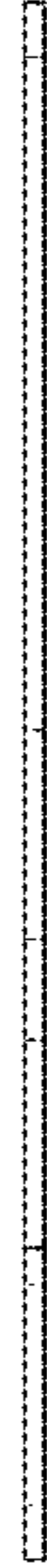


FIG. 5