



US00D947636S

(12) **United States Design Patent** (10) **Patent No.:** **US D947,636 S**
Puzzitiello et al. (45) **Date of Patent:** **** Apr. 5, 2022**

(54) **IMPACT TOOL** D497,787 S * 11/2004 Liao D8/68
6,883,619 B1 * 4/2005 Huang B25B 21/02
173/168
(71) Applicant: **BLACK & DECKER INC.**, New Britain, CT (US) 6,905,052 B2 6/2005 Sakai et al.
7,036,605 B2 5/2006 Suzuki et al.
7,053,567 B2 5/2006 Yamamoto
(72) Inventors: **Randall Puzzitiello**, Towson, MD (US); D527,592 S 9/2006 Hayakawa et al.
Corey Barnett, Bowie, MD (US); D529,353 S 10/2006 Wong et al.
Spencer Sheckells, Parkville, MD (US); D540,640 S * 4/2007 Clay D8/68
Jason Preston, Towson, MD (US) D540,641 S * 4/2007 Clay D8/68
7,331,403 B2 2/2008 Berry et al.
7,344,054 B2 3/2008 Sakai et al.
(73) Assignee: **Black & Decker Inc.**, New Britain, CT (US) 7,490,746 B2 2/2009 Sakai et al.
7,789,169 B2 9/2010 Berry et al.
7,896,098 B2 3/2011 Suzuki et al.
D648,997 S 11/2011 Allan et al.
D649,421 S 11/2011 Aglassinger
8,210,275 B2 7/2012 Suzuki et al.
(**) Term: **15 Years**
(21) Appl. No.: **29/754,796**
(22) Filed: **Oct. 14, 2020**
(51) **LOC (13) Cl.** **08-05**
(52) **U.S. Cl.** **D8/68**
USPC **D8/68**
(58) **Field of Classification Search**
USPC D8/61, 67, 68; 173/93.5, 168, 169
CPC B62D 23/005; B62D 29/00; B62D 29/043;
B62D 31/00; B62D 33/046; B62D 35/00;
B62D 35/001
See application file for complete search history.

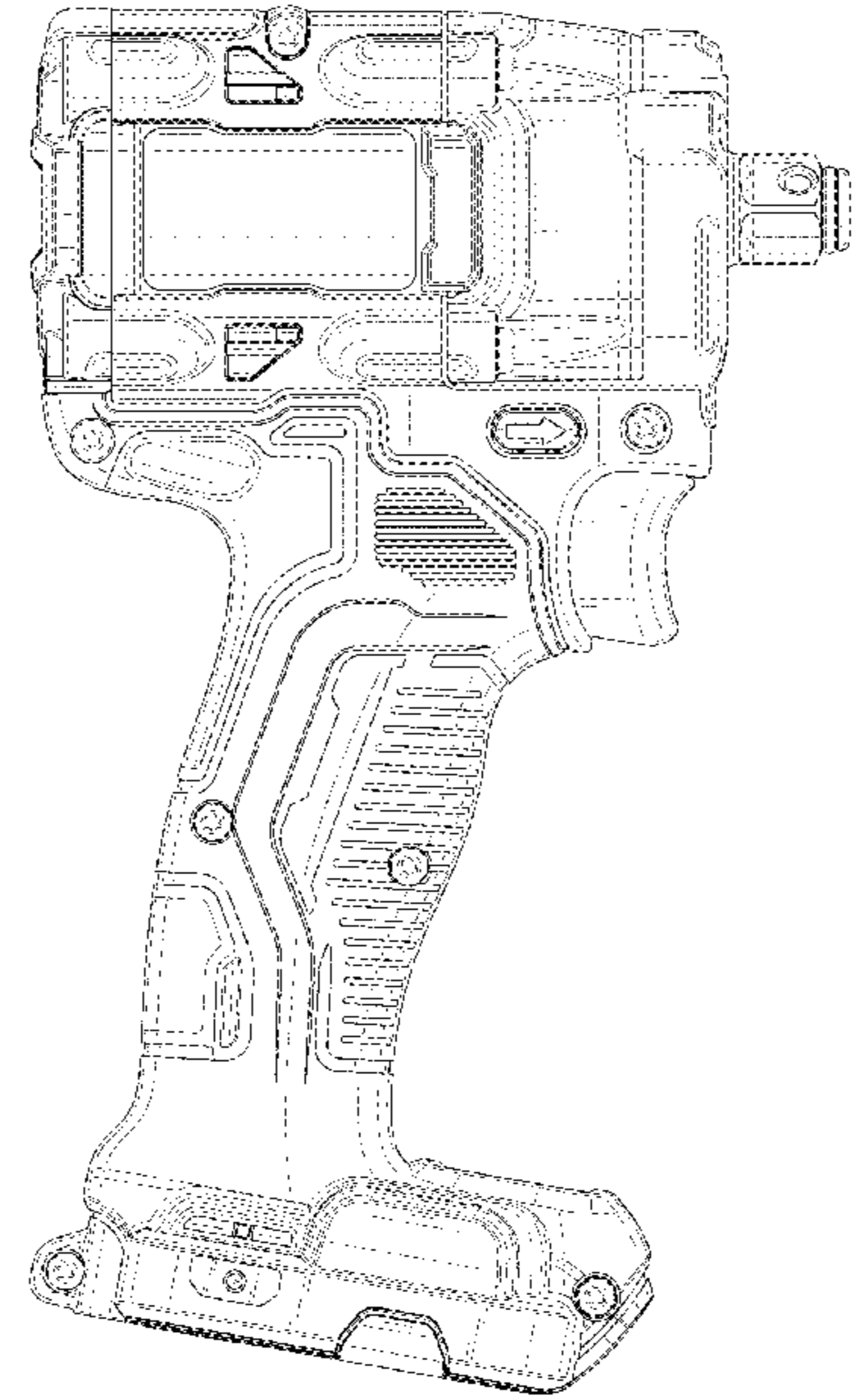
(Continued)
FOREIGN PATENT DOCUMENTS
DE 102010041097 A1 3/2012
EP 1533086 B1 1/2008
(Continued)

Primary Examiner — Austin Murphy
(74) Attorney, Agent, or Firm — Scott B. Markow

(57) **CLAIM**
The ornamental design for an impact tool, as shown and described.

(56) **References Cited**
U.S. PATENT DOCUMENTS
3,270,593 A 9/1966 Kaman
3,848,680 A 11/1974 Legler
5,089,738 A 2/1992 Bergqvist et al.
D403,564 S * 1/1999 Izumisawa D8/68
D467,782 S * 12/2002 Morgan D8/68
6,607,041 B2 8/2003 Suzuki et al.
6,679,406 B2 1/2004 Sakai et al.
6,715,380 B2 4/2004 Listl et al.
D496,243 S * 9/2004 Huang D8/68
D497,529 S * 10/2004 Price D8/68

DESCRIPTION
FIG. 1 is a perspective view of an impact tool.
FIG. 2 is a front view of the impact tool of FIG. 1.
FIG. 3 is a rear view of the impact tool of FIG. 1.
FIG. 4 is a right side view of the impact tool of FIG. 1.
FIG. 5 is a left side view of the impact tool of FIG. 1.
FIG. 6 is a top view of the impact tool of FIG. 1; and,
FIG. 7 is a bottom view of the impact tool of FIG. 1.
1 Claim, 7 Drawing Sheets



(56)

References Cited

U.S. PATENT DOCUMENTS

8,267,192 B2 9/2012 Lopano et al.
 D670,987 S 11/2012 Aglassinger
 D670,988 S 11/2012 Aglassinger
 8,319,379 B2 11/2012 Onose et al.
 D674,676 S 1/2013 Wang
 D676,298 S * 2/2013 Tully D8/67
 8,695,725 B2 4/2014 Lau et al.
 8,714,282 B2 5/2014 Chen et al.
 D712,224 S 9/2014 Zhang
 D712,714 S * 9/2014 Lawson D8/68
 D725,981 S 4/2015 Elder et al.
 9,085,077 B2 7/2015 Lau et al.
 D739,200 S 9/2015 Elder et al.
 9,931,743 B2 4/2018 Lau et al.
 10,052,733 B2 8/2018 Ely et al.
 D837,622 S * 1/2019 Chang D8/68
 10,350,744 B2 7/2019 Lopano et al.
 10,418,879 B2 9/2019 Bartoszek et al.
 10,456,895 B2 10/2019 Ely

10,478,961 B2 11/2019 Barth et al.
 D915,853 S * 4/2021 Lee D8/68
 2005/0058890 A1 3/2005 Brazell et al.
 2014/0262394 A1 9/2014 Scott et al.
 2015/0059531 A1 3/2015 Ely
 2015/0151424 A1 6/2015 Elder et al.
 2018/0147711 A1 5/2018 Saur
 2018/0154507 A1 6/2018 Roehm
 2018/0257213 A1 9/2018 Elder et al.
 2018/0370014 A1 12/2018 Roehm et al.
 2019/0001457 A1 1/2019 Ely et al.
 2019/0009398 A1 1/2019 Zhong et al.
 2019/0176303 A1 6/2019 Scott et al.
 2019/0314973 A1 10/2019 Lopano et al.

FOREIGN PATENT DOCUMENTS

EP 1894680 B1 3/2011
 EP 2639015 A2 9/2013
 EP 3251802 A1 12/2017

* cited by examiner

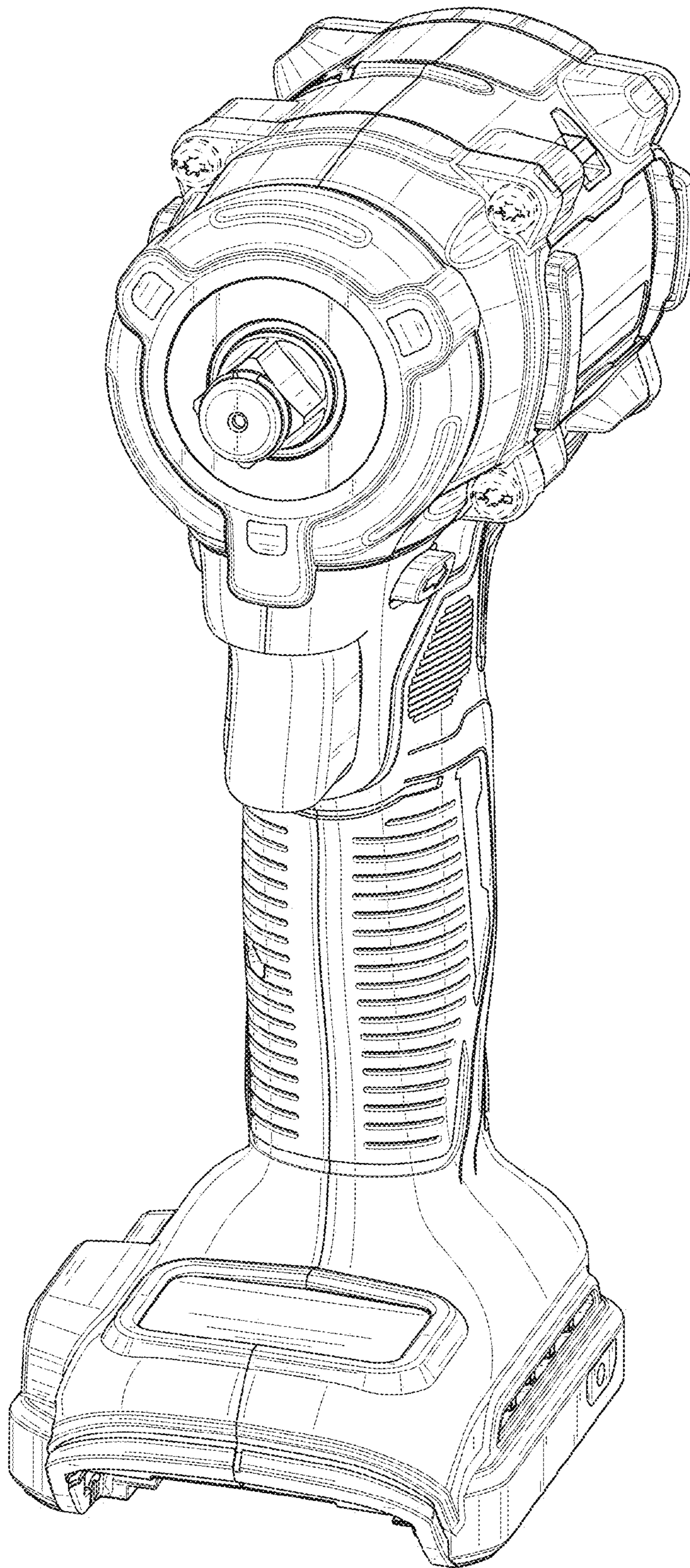


FIG. 1

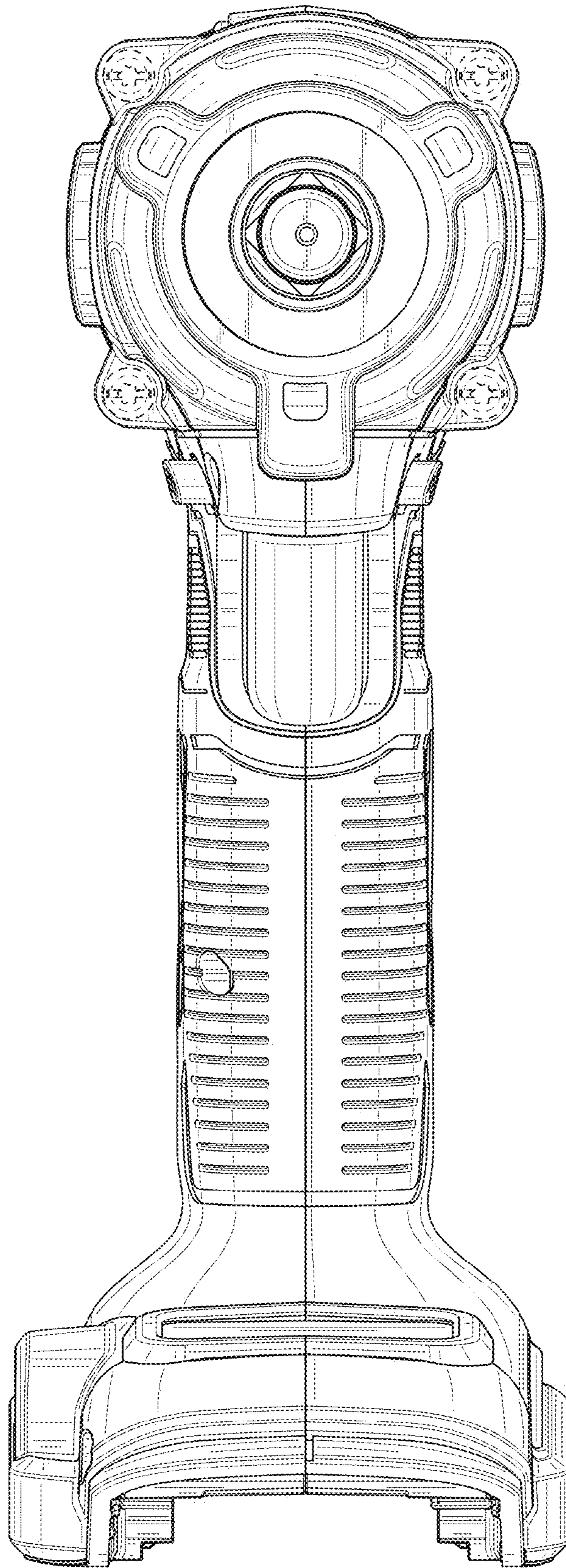


FIG. 2

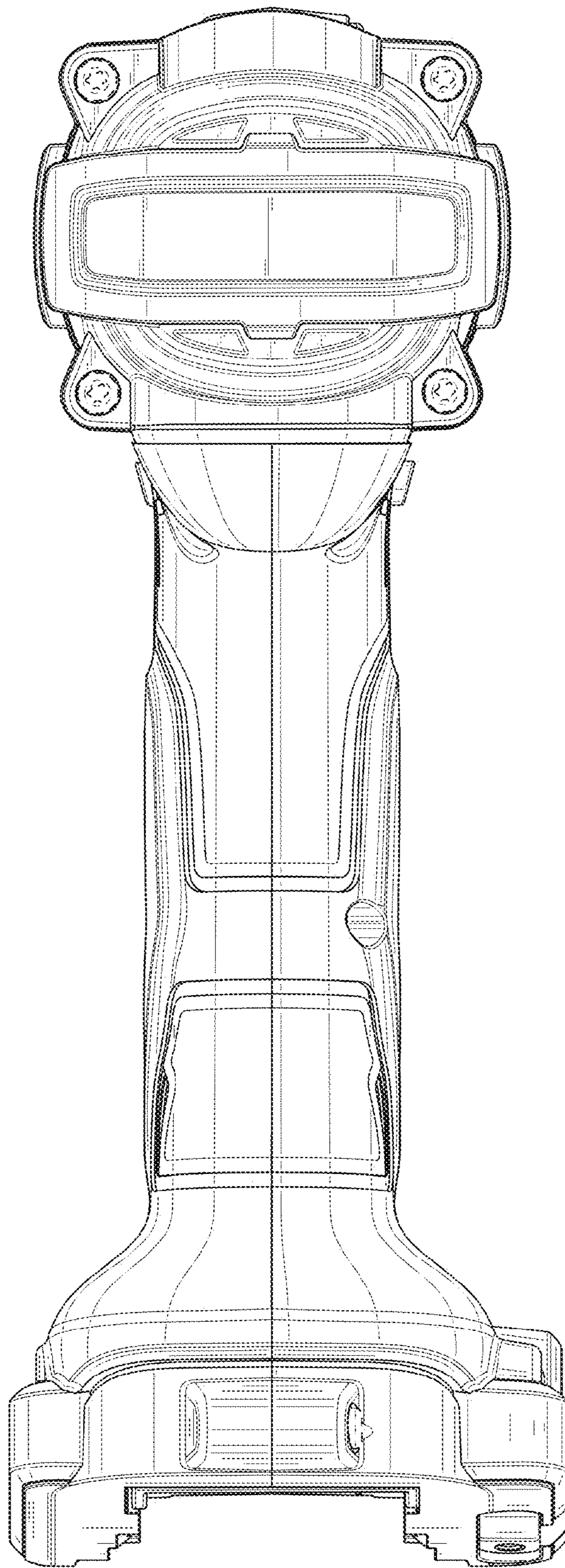


FIG. 3

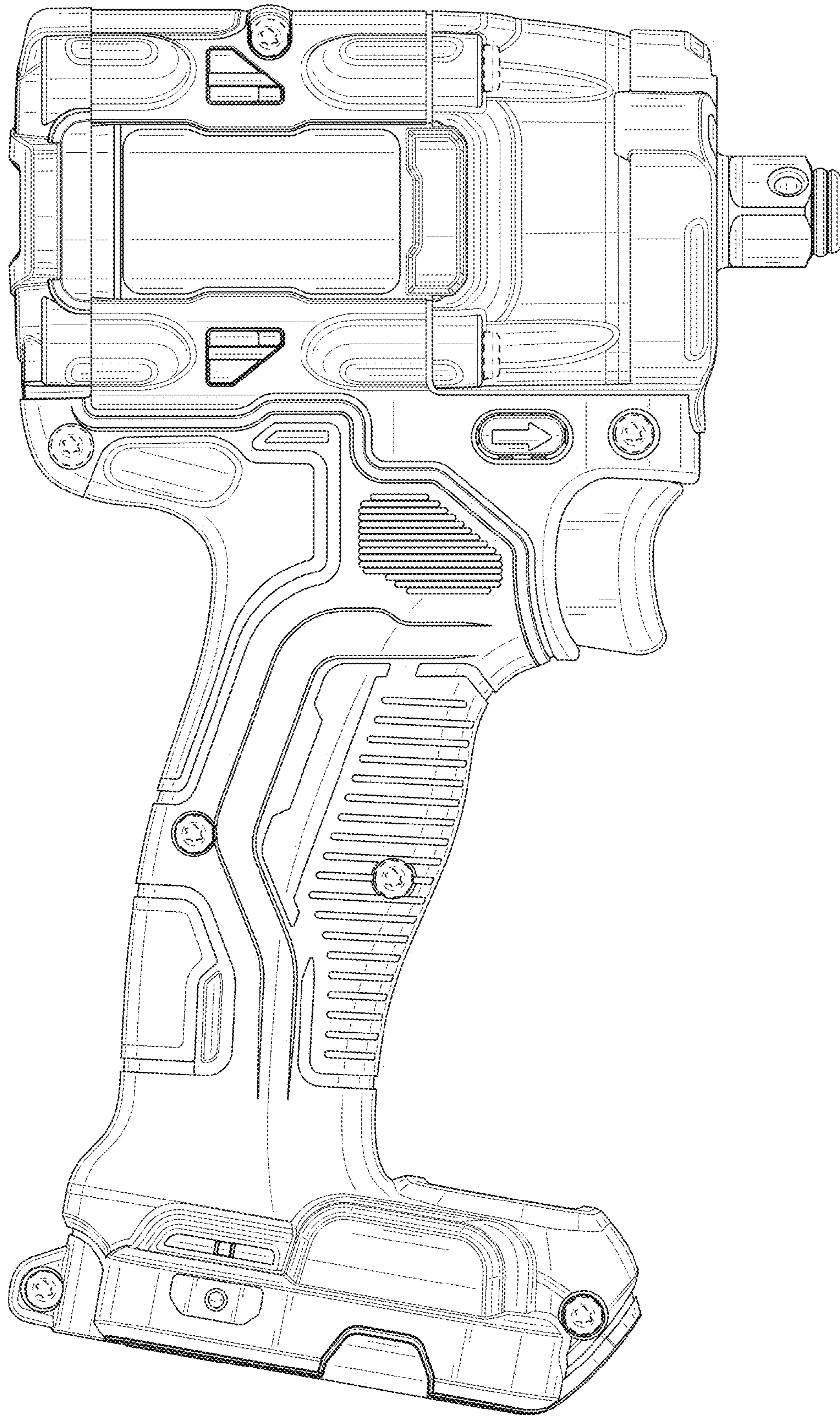


FIG. 4

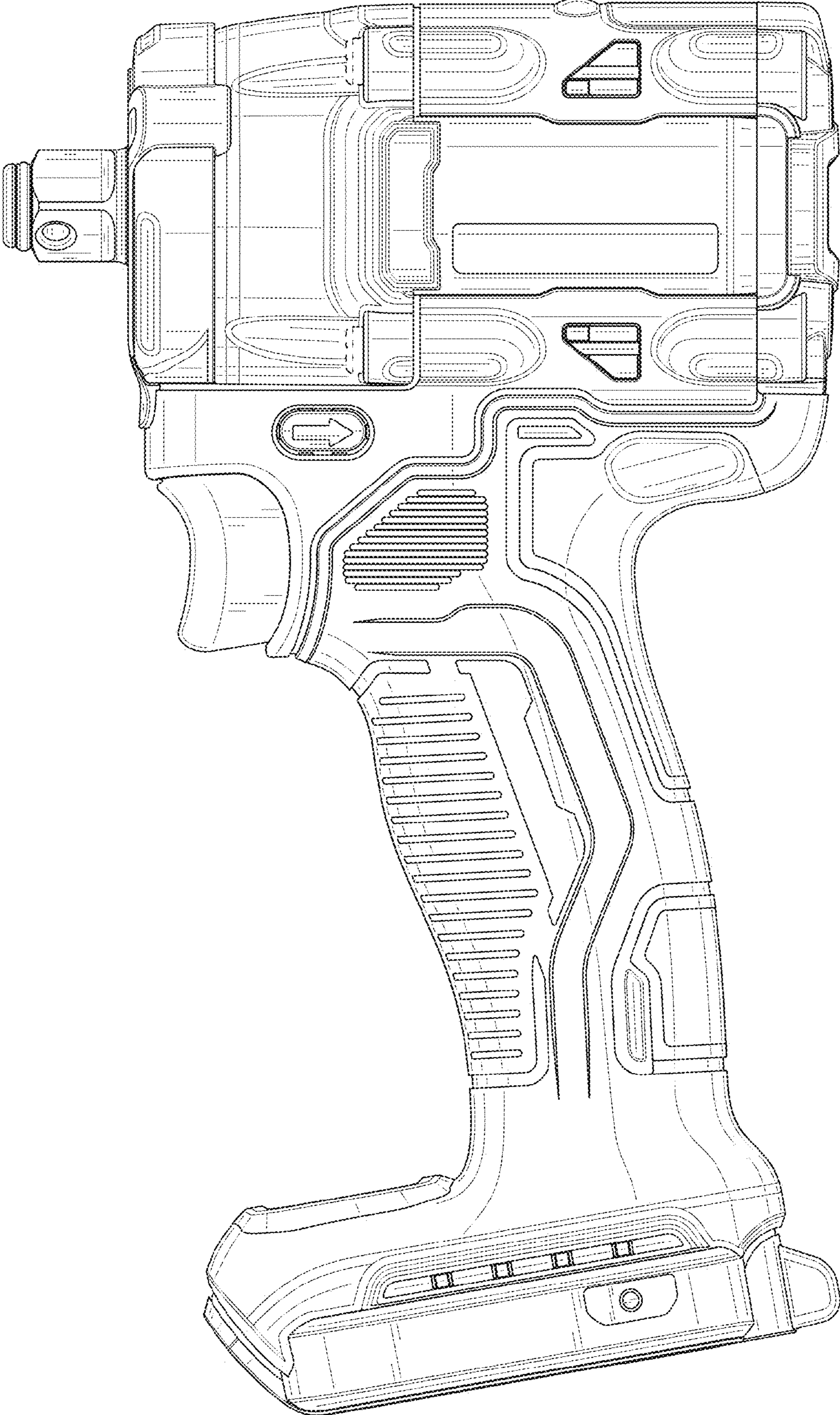


FIG. 5

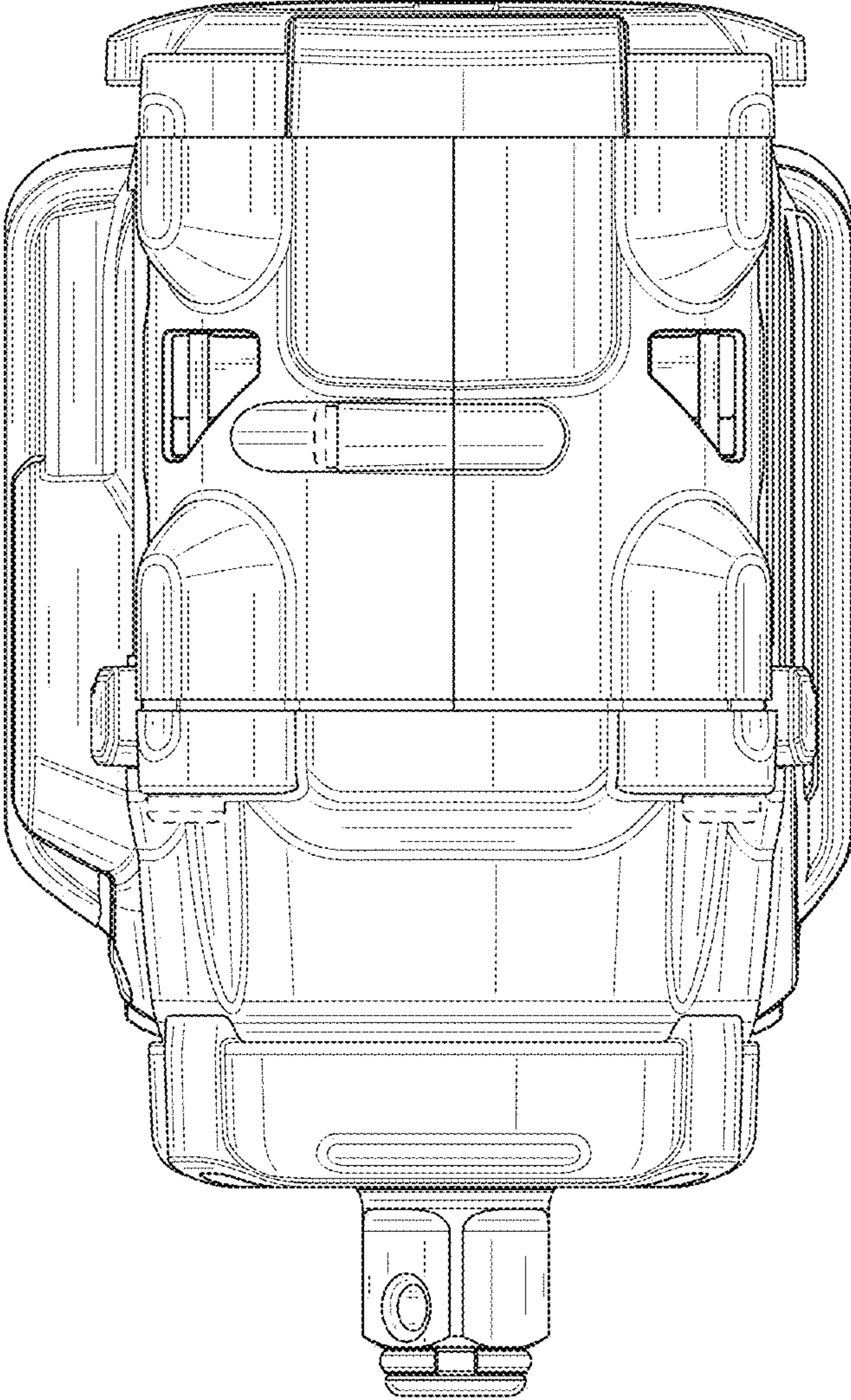


FIG. 6

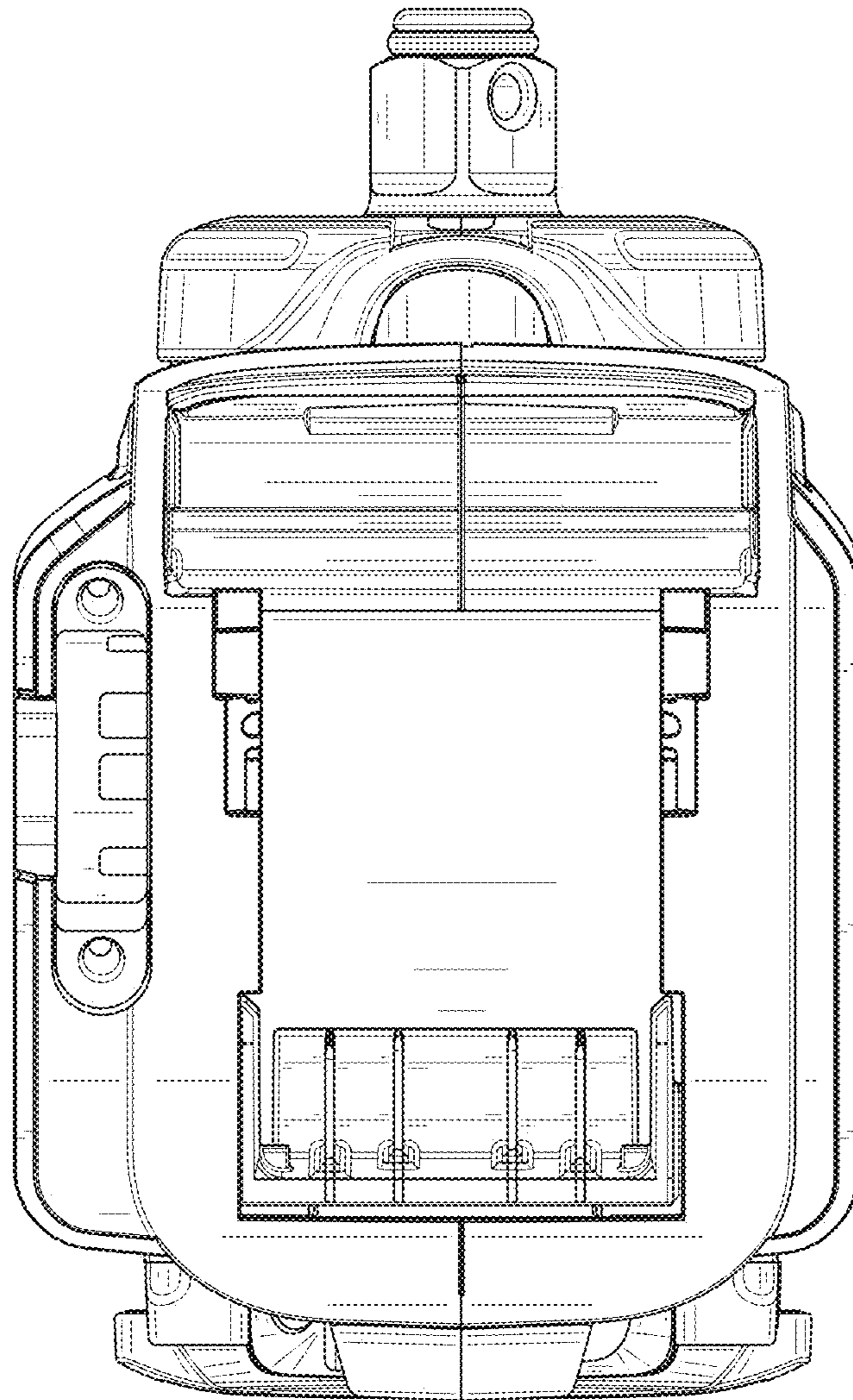


FIG. 7