

US00D947624S

(12) **United States Design Patent**
McMahon

(10) **Patent No.:** **US D947,624 S**

(45) **Date of Patent:** **** Apr. 5, 2022**

(54) **KNIFE HANDLE**

(71) Applicant: **Custom IP, LLC**, Melbourne, FL (US)

(72) Inventor: **Phillip J. McMahon**, Melbourne, FL (US)

(73) Assignee: **Custom IP, LLC**, Melbourne, FL (US)

(**) Term: **15 Years**

(21) Appl. No.: **29/716,499**

(22) Filed: **Dec. 10, 2019**

(51) **LOC (13) Cl.** **07-03**

(52) **U.S. Cl.**
USPC **D7/664**

(58) **Field of Classification Search**
USPC D7/642, 643, 644, 649, 650–652, 664,
D7/669–671, 673, 693–696, 381, 387,
D7/393, 395, 213; D8/93, 97–100, 107,
D8/300, 321; D22/118; 30/163,
30/142–150, 161, 295, 315, 329,
30/340–348, 353–356

See application file for complete search history.

(56) **References Cited**

U.S. PATENT DOCUMENTS

D408,218 S * 4/1999 Thomas D7/401.2
D450,993 S * 11/2001 Kayson D8/100
D497,523 S * 10/2004 Chen D7/401.2
D551,518 S * 9/2007 Leuze D7/649
D563,160 S * 3/2008 Schmidt D7/395

D629,260 S * 12/2010 Krent D7/649
D631,292 S * 1/2011 Bodum D7/401.2
D751,861 S * 3/2016 Yamada D7/401.2
D803,621 S * 11/2017 Cosignani D7/401.2
D809,863 S * 2/2018 Yamada D7/401.2
D814,886 S * 4/2018 McMahon D7/650
D837,616 S * 1/2019 McMahon D7/650
D845,086 S * 4/2019 McMahon D7/650
D845,087 S * 4/2019 McMahon D7/650
D845,088 S * 4/2019 McMahon D7/650
D881,644 S * 4/2020 Liu D7/401.2

* cited by examiner

Primary Examiner — Michael C Stout

Assistant Examiner — Katrina N Gonzalez

(74) *Attorney, Agent, or Firm* — Brian S. Steinberger;
Hilary F. Steinberger; Law Offices of Brian S.
Steinberger, P.A.

(57) **CLAIM**

The ornamental design for a knife handle, as shown and described.

DESCRIPTION

FIG. 1 is top left perspective view of a knife handle.
FIG. 2 is a bottom right perspective view of the knife handle of FIG. 1.
FIG. 3 is a left side view of the knife handle of FIG. 1.
FIG. 4 is a right side view of the knife handle of FIG. 1.
FIG. 5 is a top view of the knife handle of FIG. 1; and,
FIG. 6 is a bottom view of the knife handle of FIG. 1.
The broken lines in FIGS. 1-6 illustrate environmental structure that form no part of the claimed design.

1 Claim, 5 Drawing Sheets

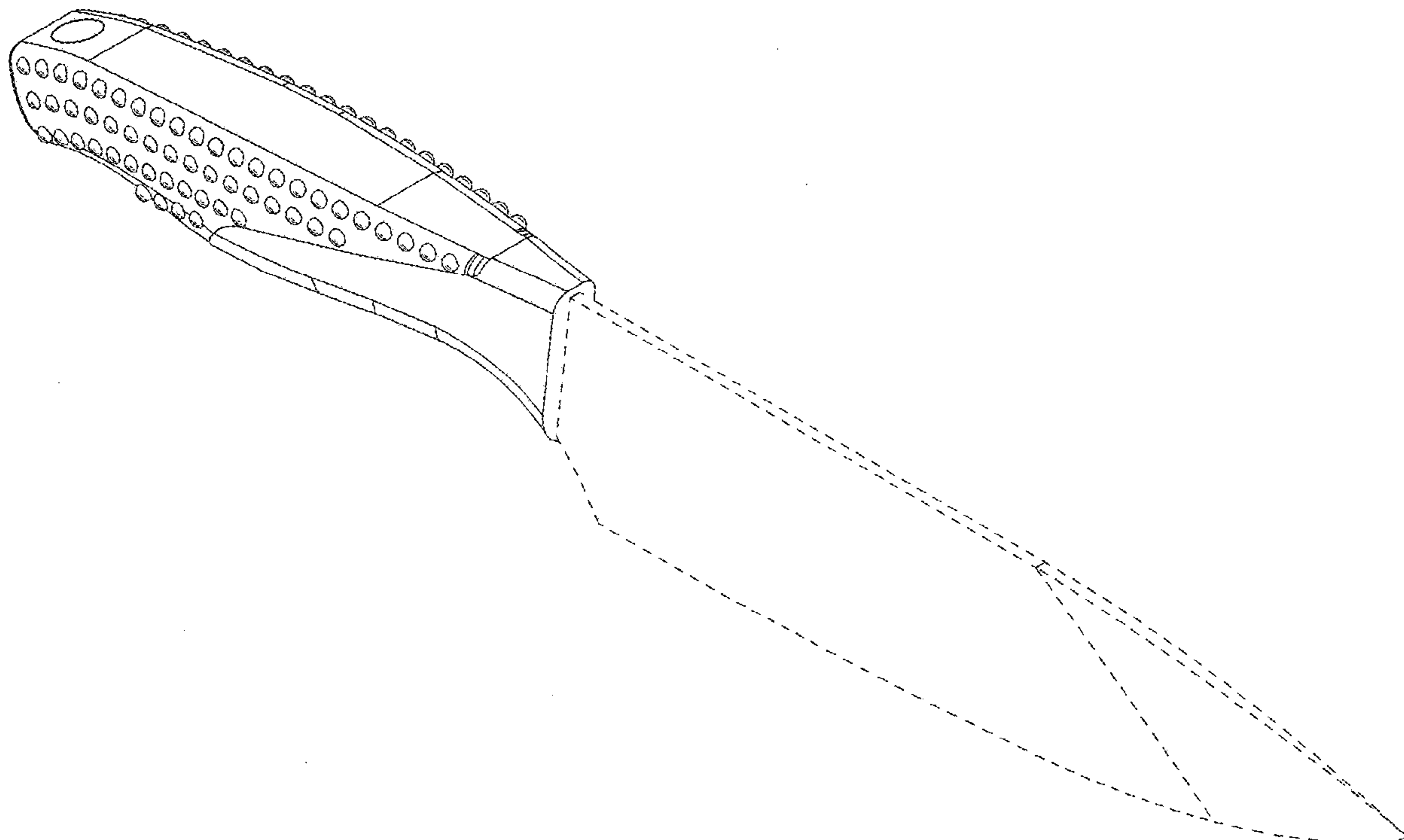


FIG. 1

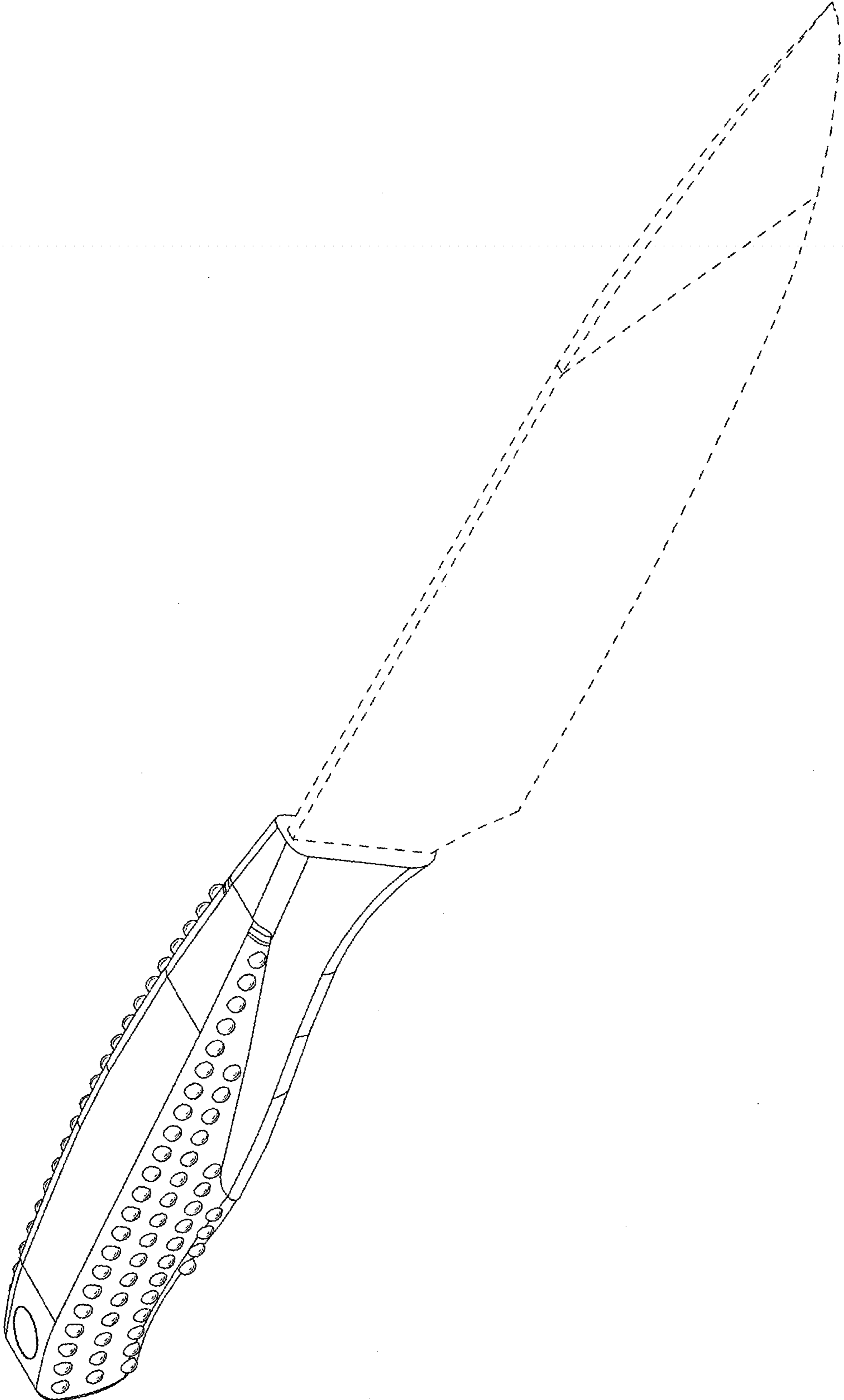
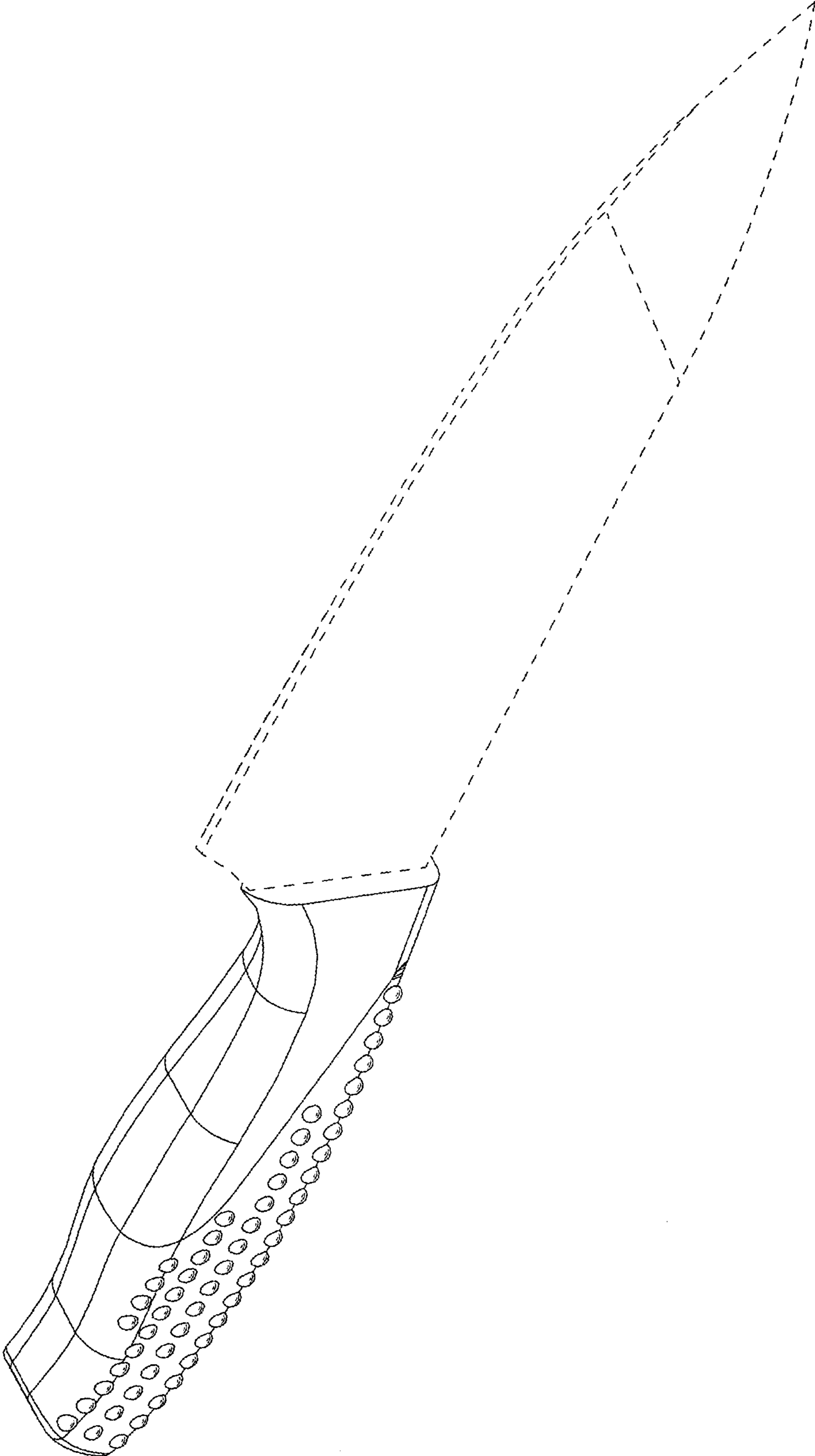


FIG. 2



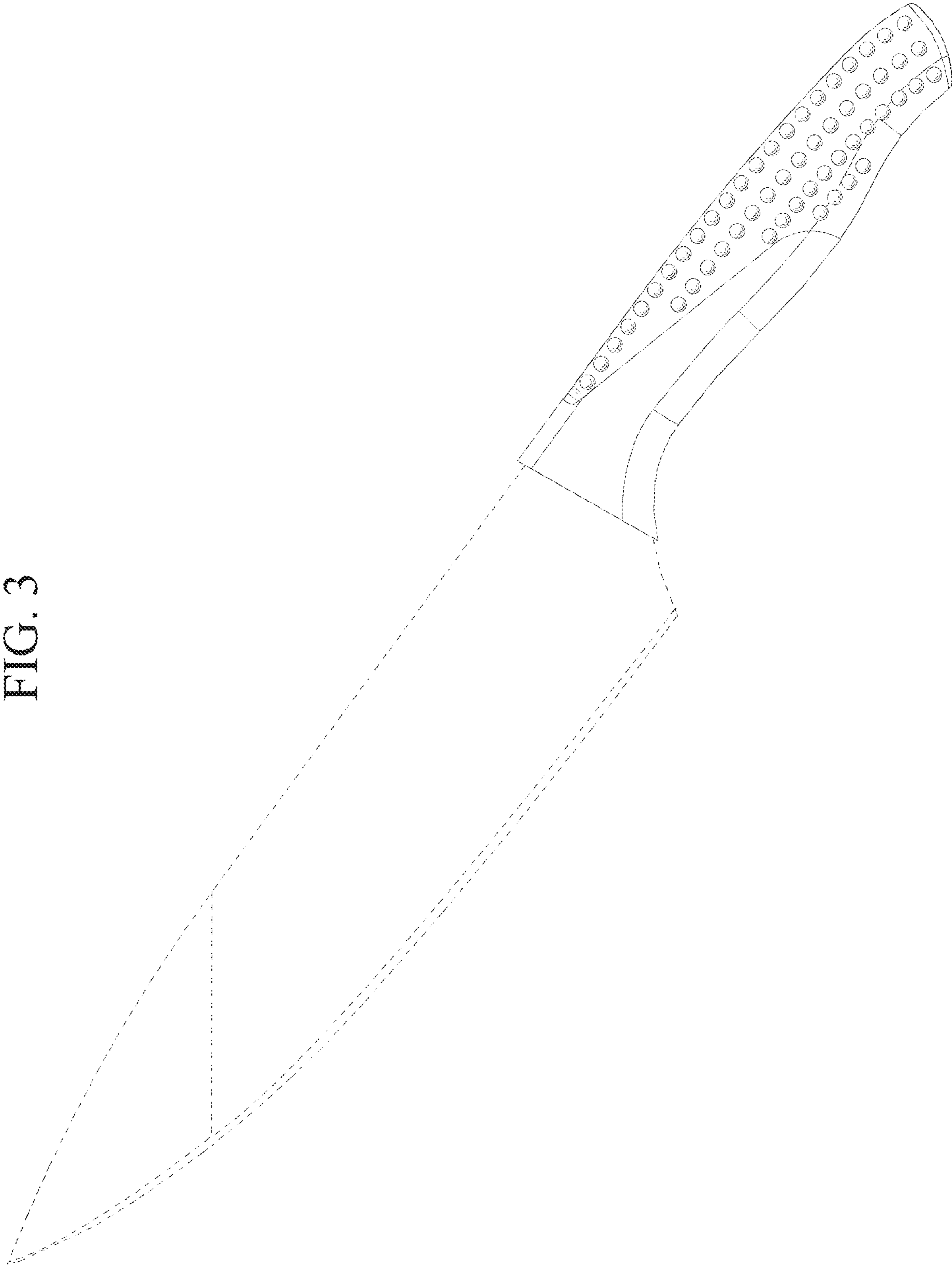


FIG. 3

FIG. 4

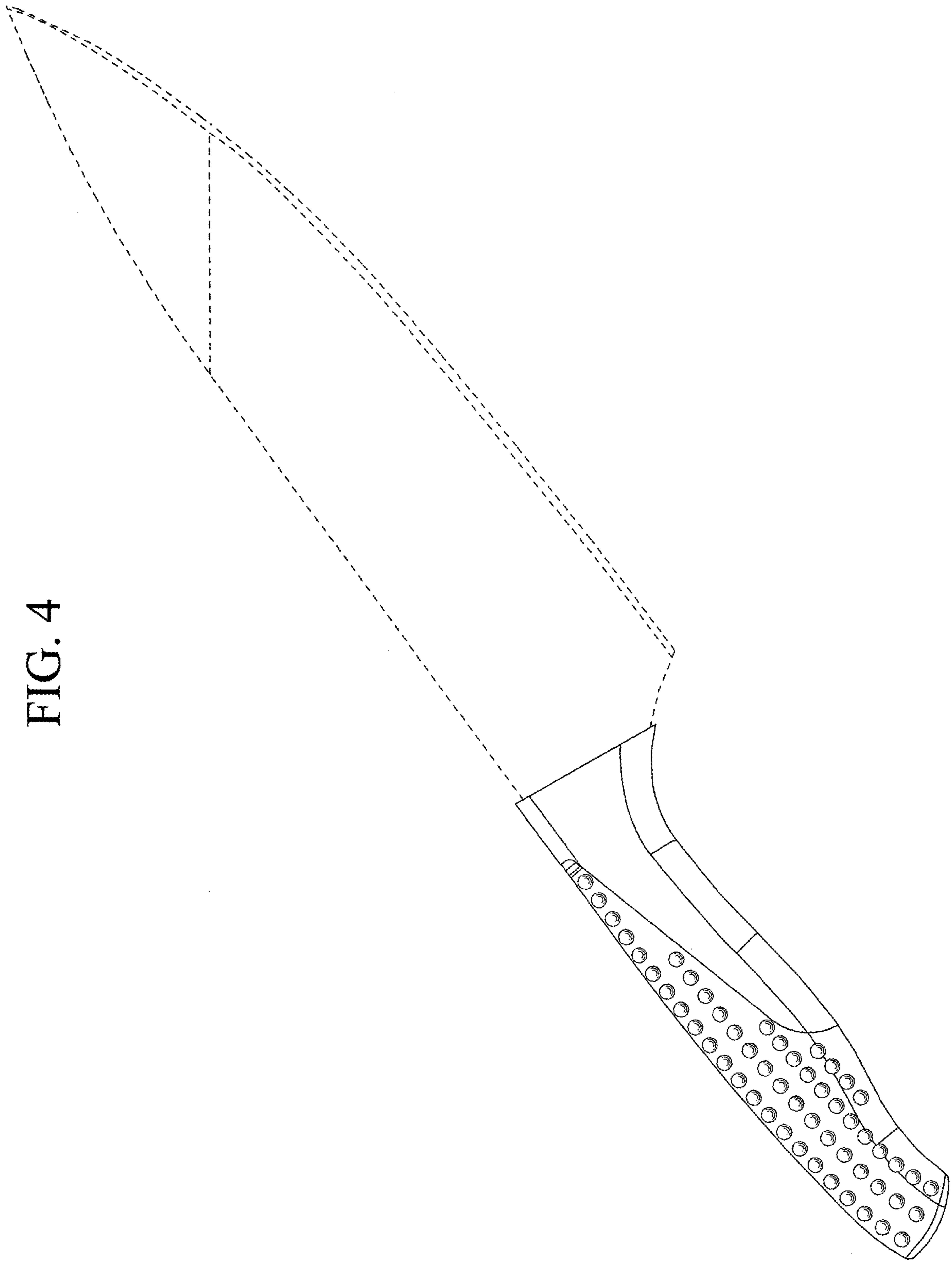


FIG. 5

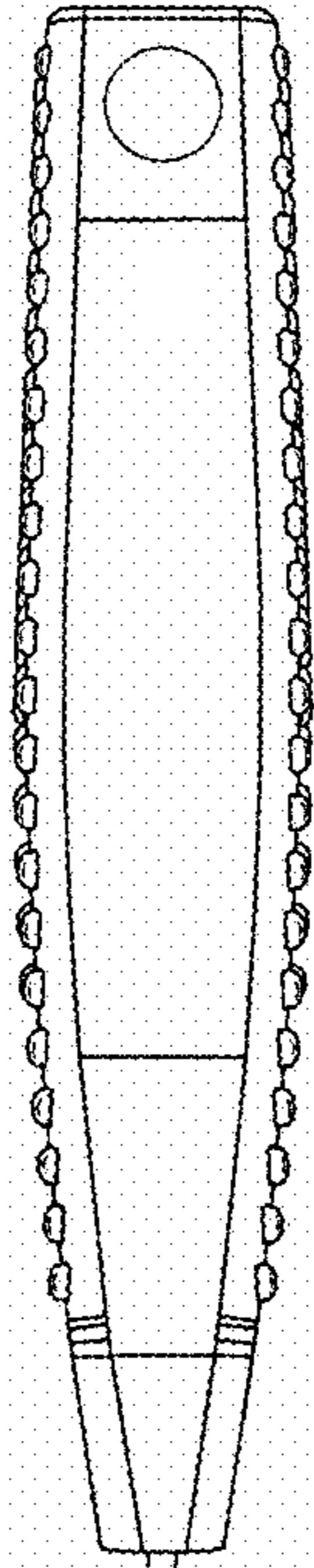


FIG. 6

