

US00D947621S

(12) **United States Design Patent**
Xiao

(10) **Patent No.:** **US D947,621 S**

(45) **Date of Patent:** **** Apr. 5, 2022**

(54) **COOLER**

OTHER PUBLICATIONS

(71) Applicant: **TAIZHOU SUKK FURNITURE CO., LTD.**, Zhejiang (CN)

Amazon.ae, "Permasteel PS-203-F1 PS-203F1-Red 80 Qt. Antique Patio Rolling Cooler, Red", First on sale Apr. 10, 2018. (<https://www.amazon.ae/Permasteel-PS-203-F1-PS-203F1-Red-Antique-Rolling/dp/B0749MDXPS>) (Year: 2018).*

(72) Inventor: **Shuangshuang Xiao**, Zhejiang (CN)

Alibaba, "Patio Deck Outdoor Entertaining Cooler Prep Station Table Bar Seving cart", Accessed Nov. 17, 2021. (https://www.alibaba.com/product-detail/Patio-Deck-Outdoor-Entertaining-Cooler-Prep_1600134234261.html) (Year: 2021).*

(73) Assignee: **TAIZHOU SUKK FURNITURE CO., LTD.**, Zhejiang (CN)

(**) Term: **15 Years**

* cited by examiner

(21) Appl. No.: **29/771,381**

Primary Examiner — April Rivas

(22) Filed: **Feb. 22, 2021**

(74) *Attorney, Agent, or Firm* — ScienBiziP, P.C.

(30) **Foreign Application Priority Data**

(57) **CLAIM**

The ornamental design for a cooler, as shoswn and described.

Dec. 2, 2020 (EM) 008304950

(51) **LOC (13) Cl.** **07-01**

DESCRIPTION

(52) **U.S. Cl.**
USPC **D7/605**

(58) **Field of Classification Search**
USPC D3/273, 276, 283, 289, 290, 902, 302,
D3/279; D7/605

CPC B65D 5/36; A45C 7/0036; A62C 3/00
See application file for complete search history.

FIG. 1 is a front, left, and top perspective view of a cooler, showing our design.

FIG. 2 is a rear, right, and bottom perspective view thereof.

FIG. 3 is a front elevation view thereof.

FIG. 4 is a rear elevation view thereof.

FIG. 5 is a left side elevation view thereof.

FIG. 6 is a right side elevation view thereof.

FIG. 7 is a top plan view thereof.

FIG. 8 is a partial enlarged view of an area labeled 8 in FIG. 2 comprising a handle; and,

FIG. 9 is another front, left, and top perspective view of the cooler in FIG. 1 in an open state.

Dot-dash broken lines framing portions of the claimed design that are illustrated for enlargements form no part of the claimed design.

(56) **References Cited**

U.S. PATENT DOCUMENTS

D632,929 S *	2/2011	Lee	D7/606
D784,774 S *	4/2017	Lee	D7/605
D807,706 S *	1/2018	Lee	D7/605
D839,680 S *	2/2019	Lee	D7/605
D858,209 S *	9/2019	Lee	D7/605
D904,129 S	12/2020	Astle		
D908,442 S	1/2021	Bell et al.		

1 Claim, 9 Drawing Sheets





FIG.1

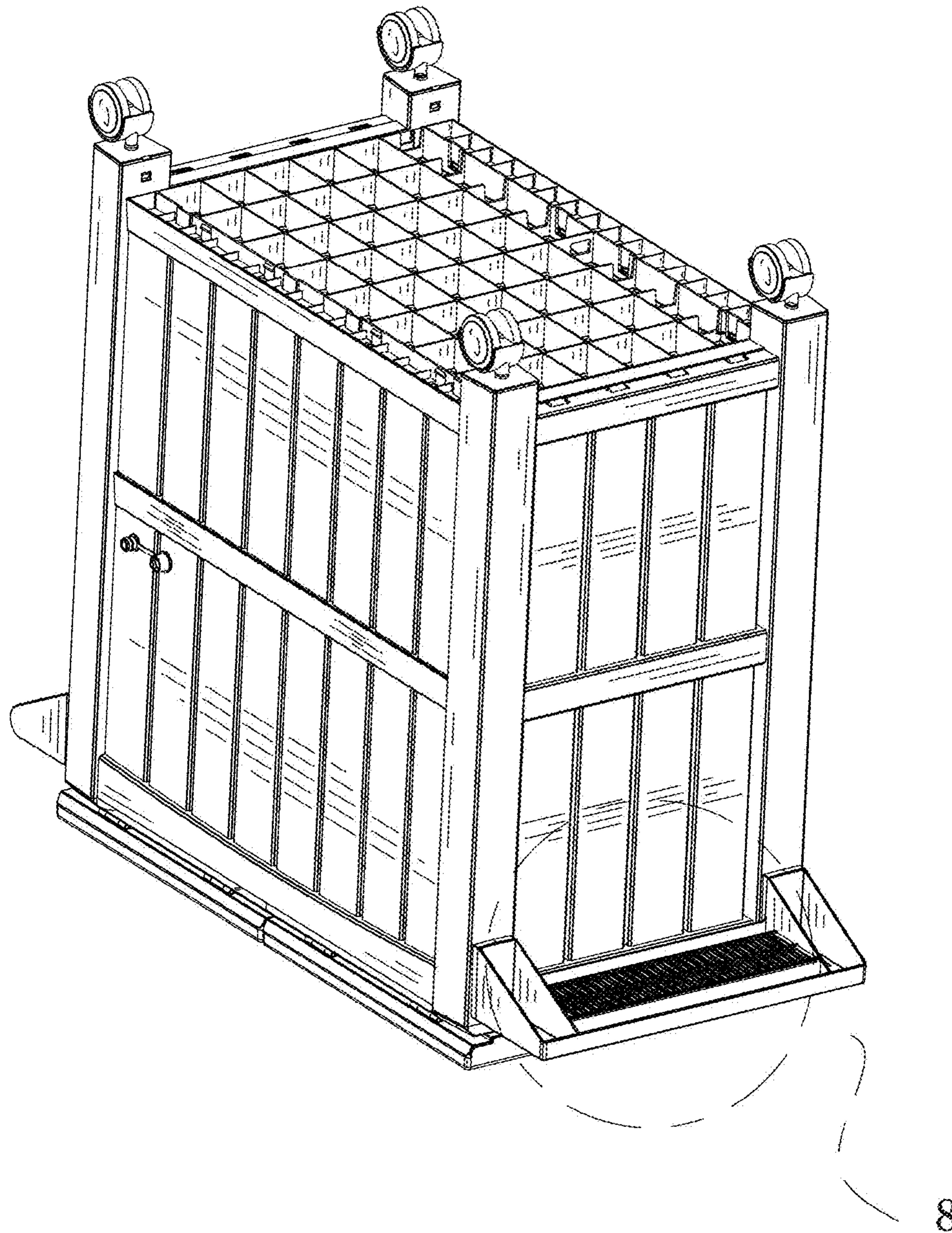


FIG. 2

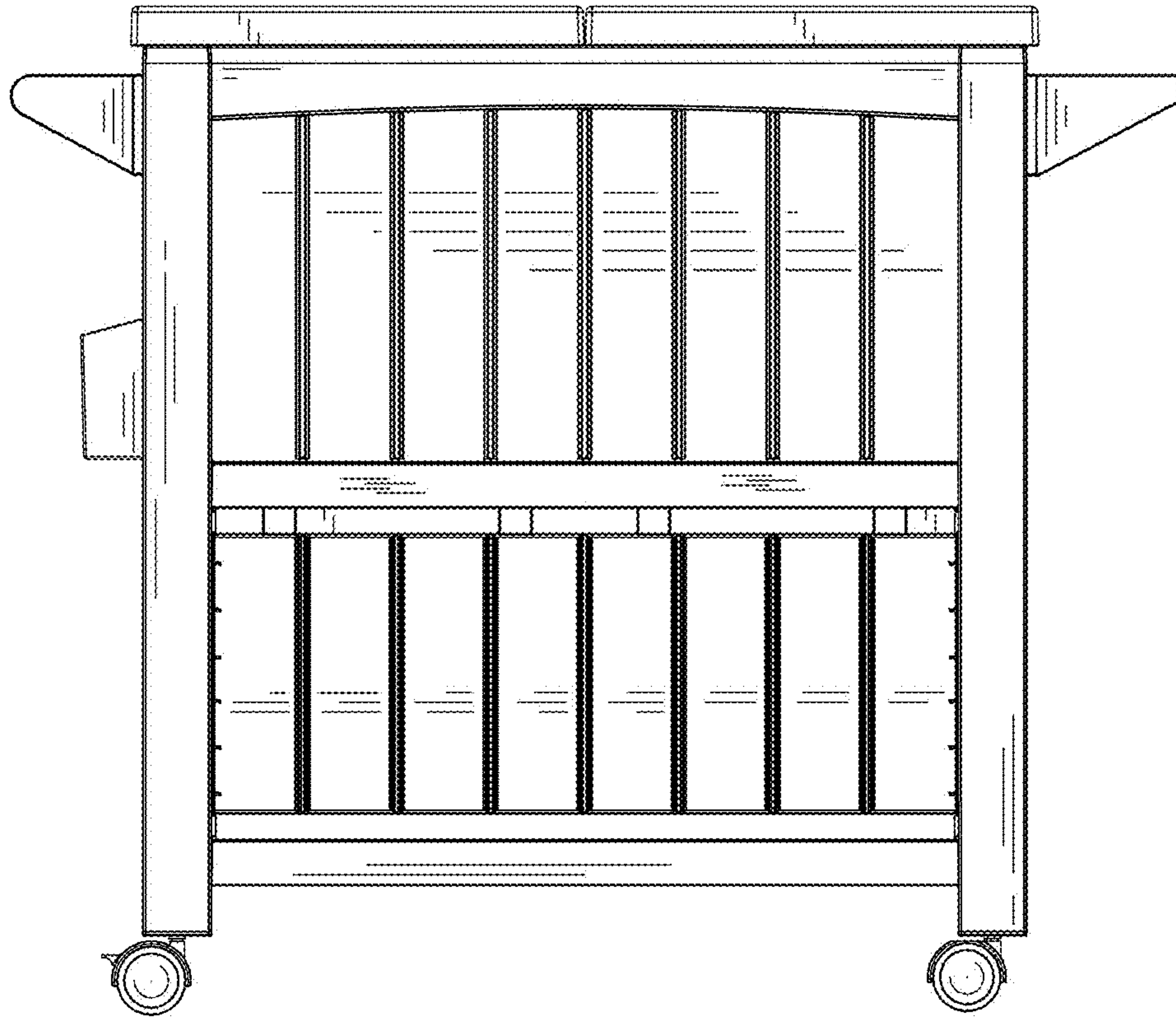


FIG. 3

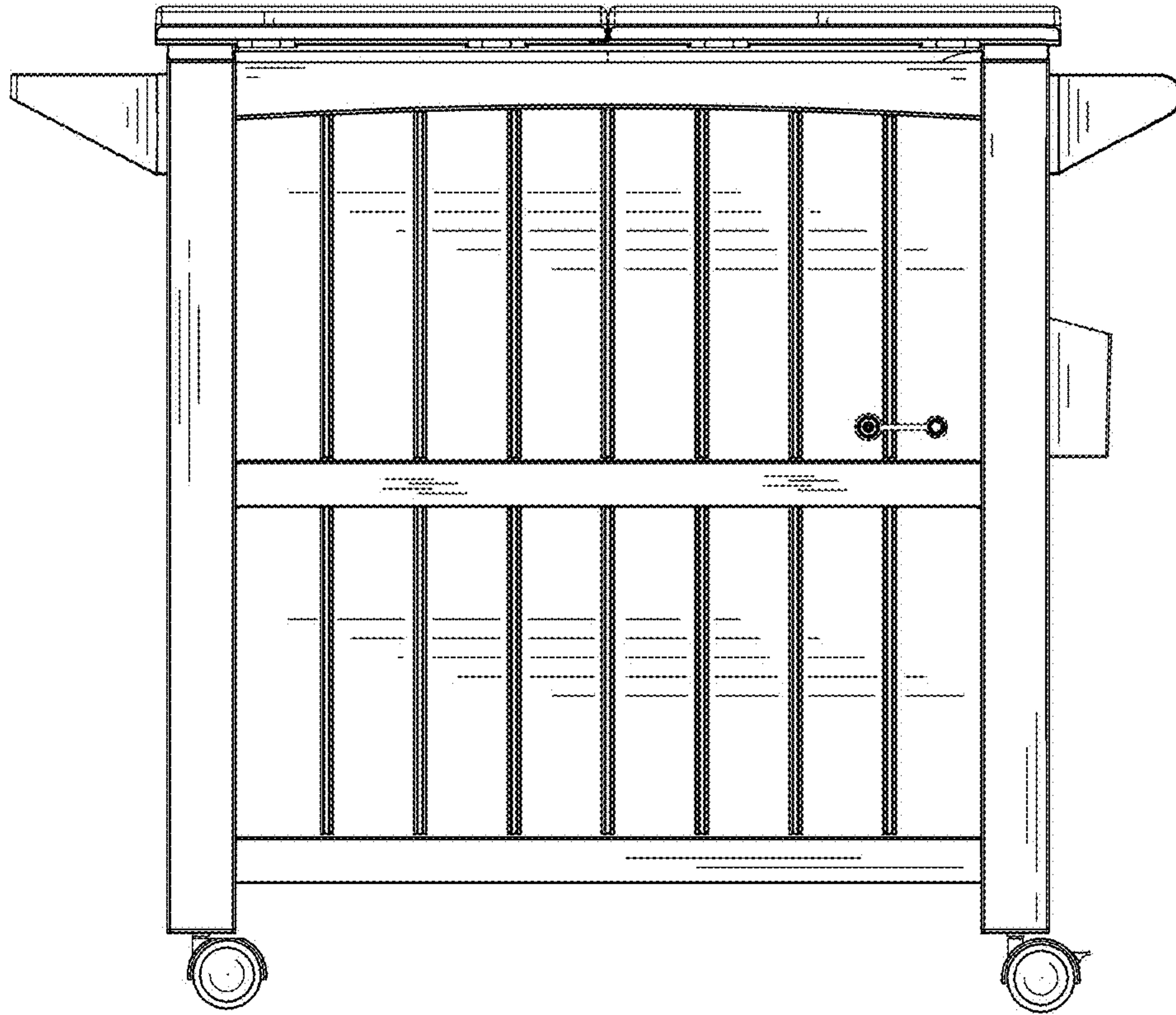


FIG. 4

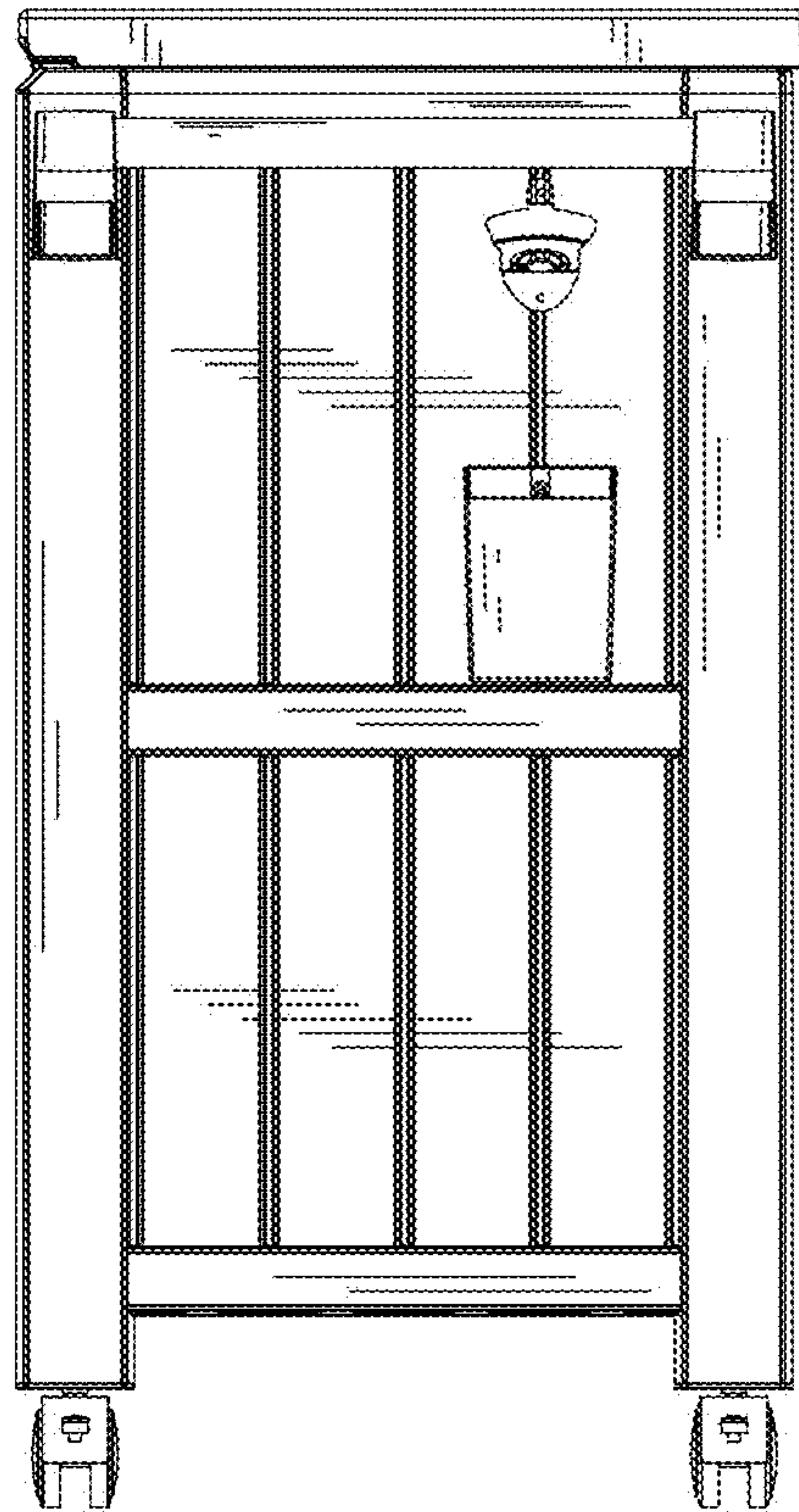


FIG. 5

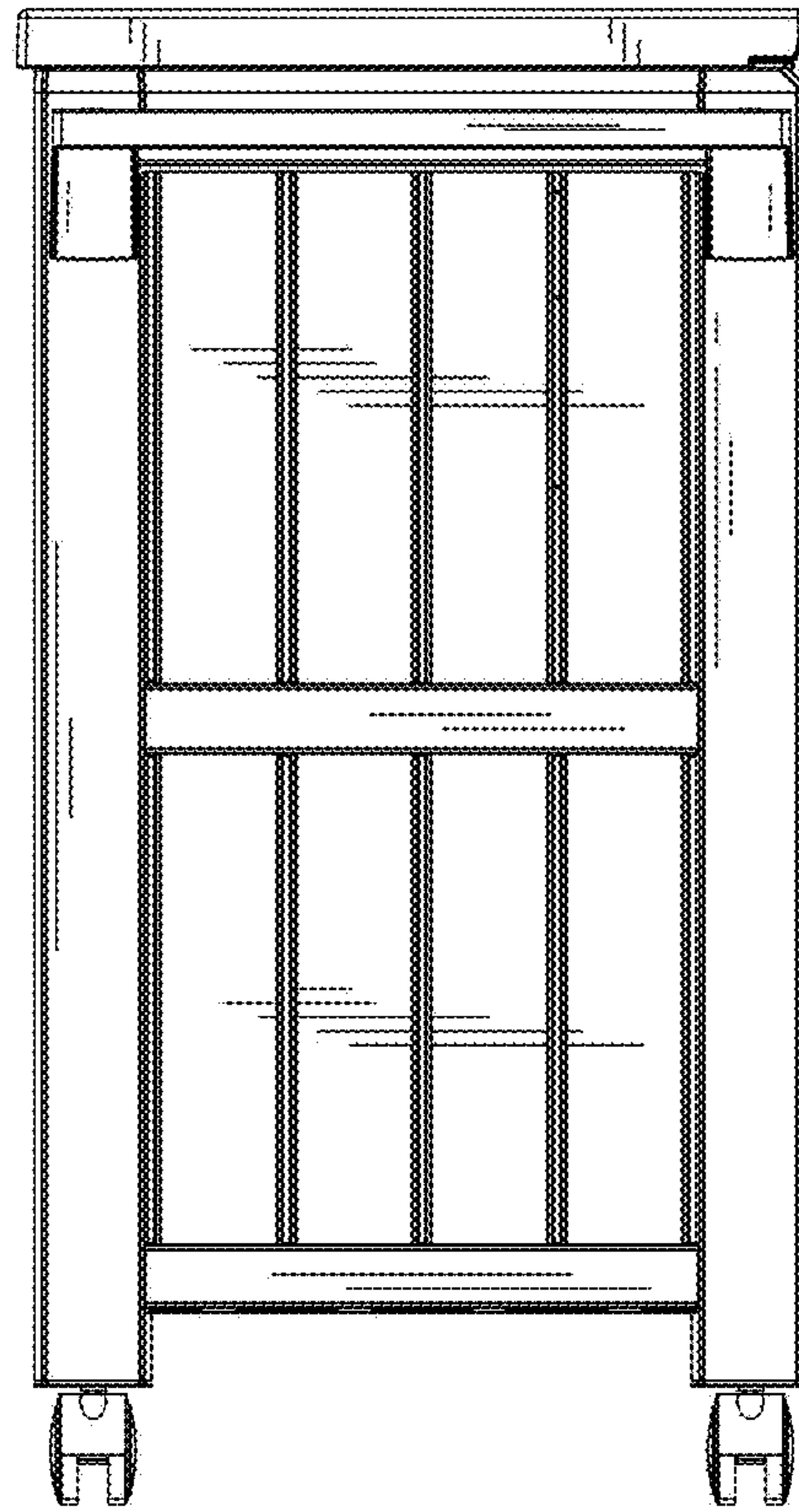


FIG. 6





FIG. 7



8

FIG. 8

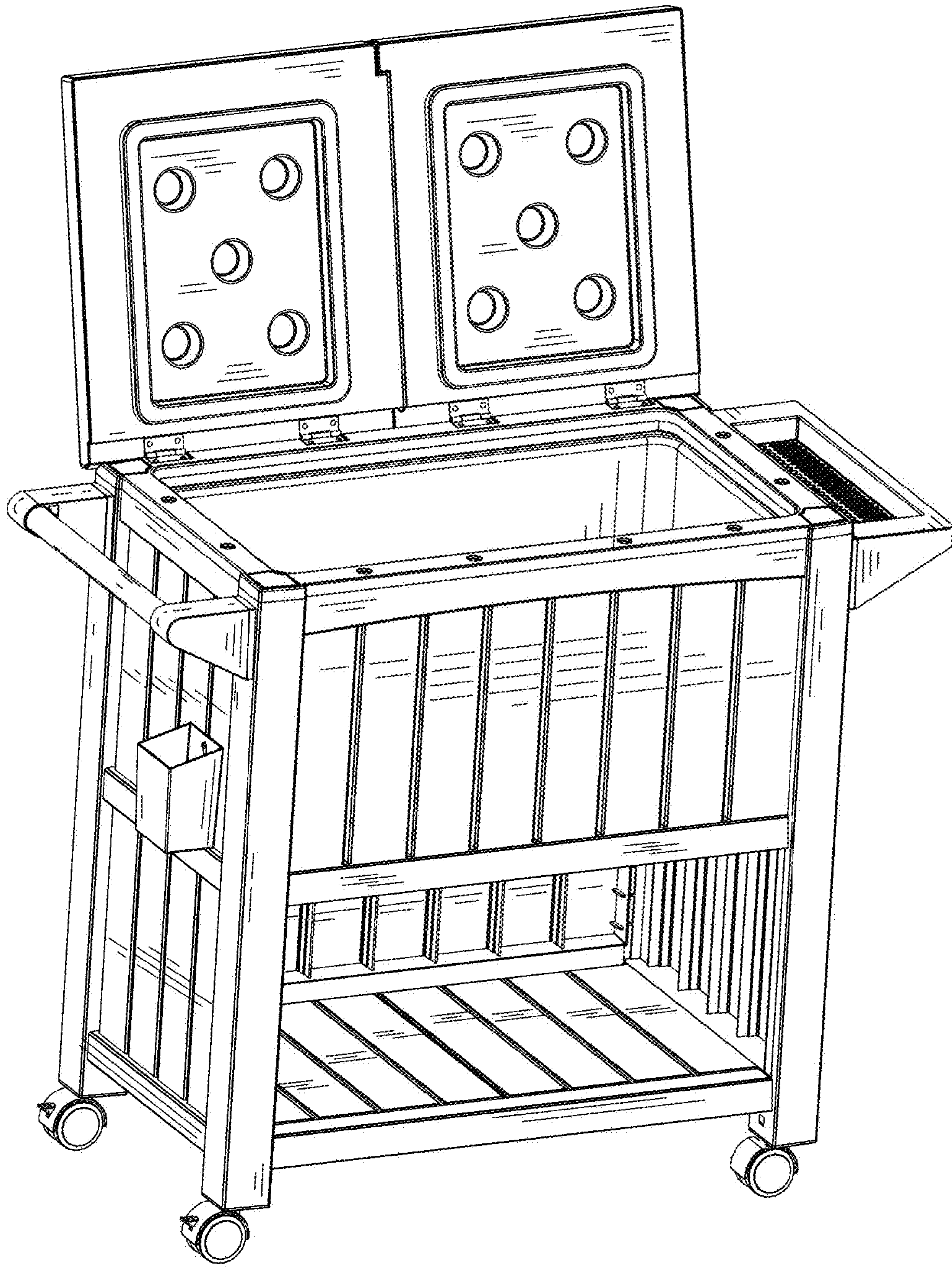


FIG. 9