



US00D947619S

(12) **United States Design Patent** (10) **Patent No.:** **US D947,619 S**
Zhong (45) **Date of Patent:** **** Apr. 5, 2022**

(54) **DRAWER-TYPE TRAY FOR COFFEE CAPSULES**

(71) Applicant: **XIAMEN LEGENDA ELECTRONIC TECHNOLOGY COMPANY LIMITED**, Xiamen (CN)

(72) Inventor: **Wenda Zhong**, Xiamen (CN)

(73) Assignee: **XIAMEN LEGENDA ELECTRONIC TECHNOLOGY COMPANY LIMITED**, Xiamen (CN)

(**) Term: **15 Years**

(21) Appl. No.: **29/718,645**

(22) Filed: **Dec. 27, 2019**

(30) **Foreign Application Priority Data**

Jul. 11, 2019 (CN) 201930369125.5

(51) **LOC (13) Cl.** **07-99**

(52) **U.S. Cl.**
USPC **D7/600.1**

(58) **Field of Classification Search**
USPC D7/550.1, 553.1, 553.2, 553.3, 553.7, D7/554.1, 554.3, 554.4, 590, 597, 600.1, D7/401.1; D3/295, 296, 297; D6/672, D6/675, 705, 705.7; D9/414, 424, 432, D9/761
CPC A47B 88/00; A47B 88/40; A47B 2210/19; A47G 23/02; A47G 23/06; A47G 29/00
See application file for complete search history.

(56) **References Cited**

U.S. PATENT DOCUMENTS

D665,230 S * 8/2012 Snider D7/600.1
D703,003 S * 4/2014 Tiemann D7/600.1
D750,442 S * 3/2016 Tiemann D7/600.1
D769,073 S * 10/2016 Lipper McCauley D7/600.4

D789,749 S * 6/2017 Tsai D7/600.1
D789,750 S * 6/2017 Noe D7/600.1
D820,054 S * 6/2018 Hertaus D7/701
D831,430 S * 10/2018 Hertaus D7/600.1
D833,829 S * 11/2018 Hertaus D7/600.1
D885,139 S * 5/2020 Ackerman D7/600.4
D911,449 S * 2/2021 Peeters D21/335
D923,420 S * 6/2021 Zhong D7/600.1
2014/0097120 A1 * 4/2014 Sabounjian A47J 31/44
206/565

OTHER PUBLICATIONS

Slotted Tray | posted at bullseyeindustrialsales.com, no posting date, [online], [site visited Aug. 27, 2020]. Available from Internet, <URL:https://bullseyeindustrialsales.com/lista-4-4-slotted-grooved-drawer-tray-lot-of-16-w-12-dividers-100557> (Year: 2021).*

* cited by examiner

Primary Examiner — Andrew Kerr

(74) *Attorney, Agent, or Firm* — Bayramoglu Law Offices LLC

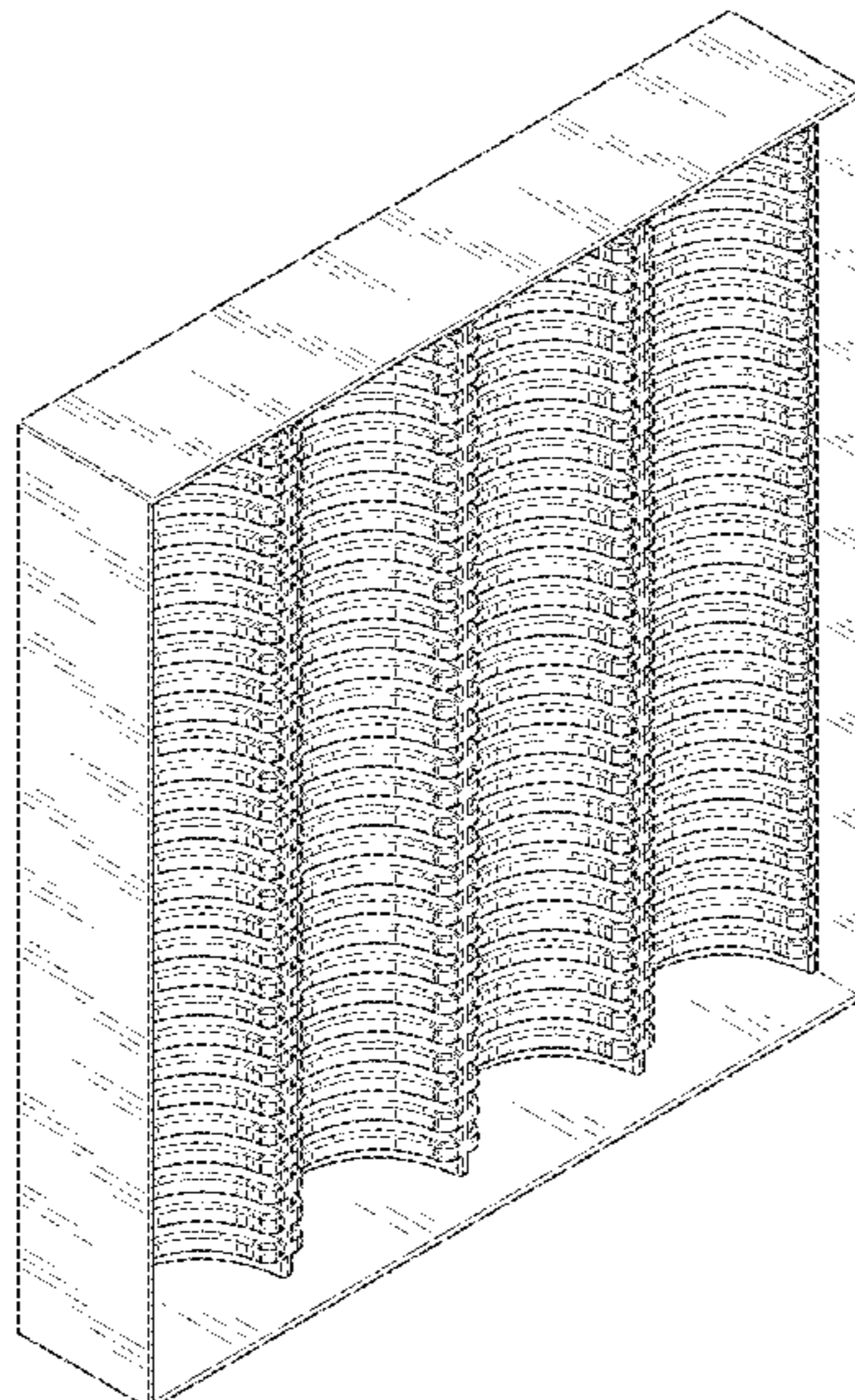
(57) **CLAIM**

The ornamental design for a drawer-type tray for coffee capsules, as shown and described.

DESCRIPTION

FIG. 1 is a front perspective view of a drawer-type tray for coffee capsules, showing my new design;
FIG. 2 is a front view thereof;
FIG. 3 is a back view thereof;
FIG. 4 is a left side view thereof;
FIG. 5 is a top view thereof; and,
FIG. 6 is a back perspective view thereof.
A right side view is omitted since the right side view is identical to the left side view.
A bottom view is omitted since the bottom view is identical to the top view.

1 Claim, 6 Drawing Sheets



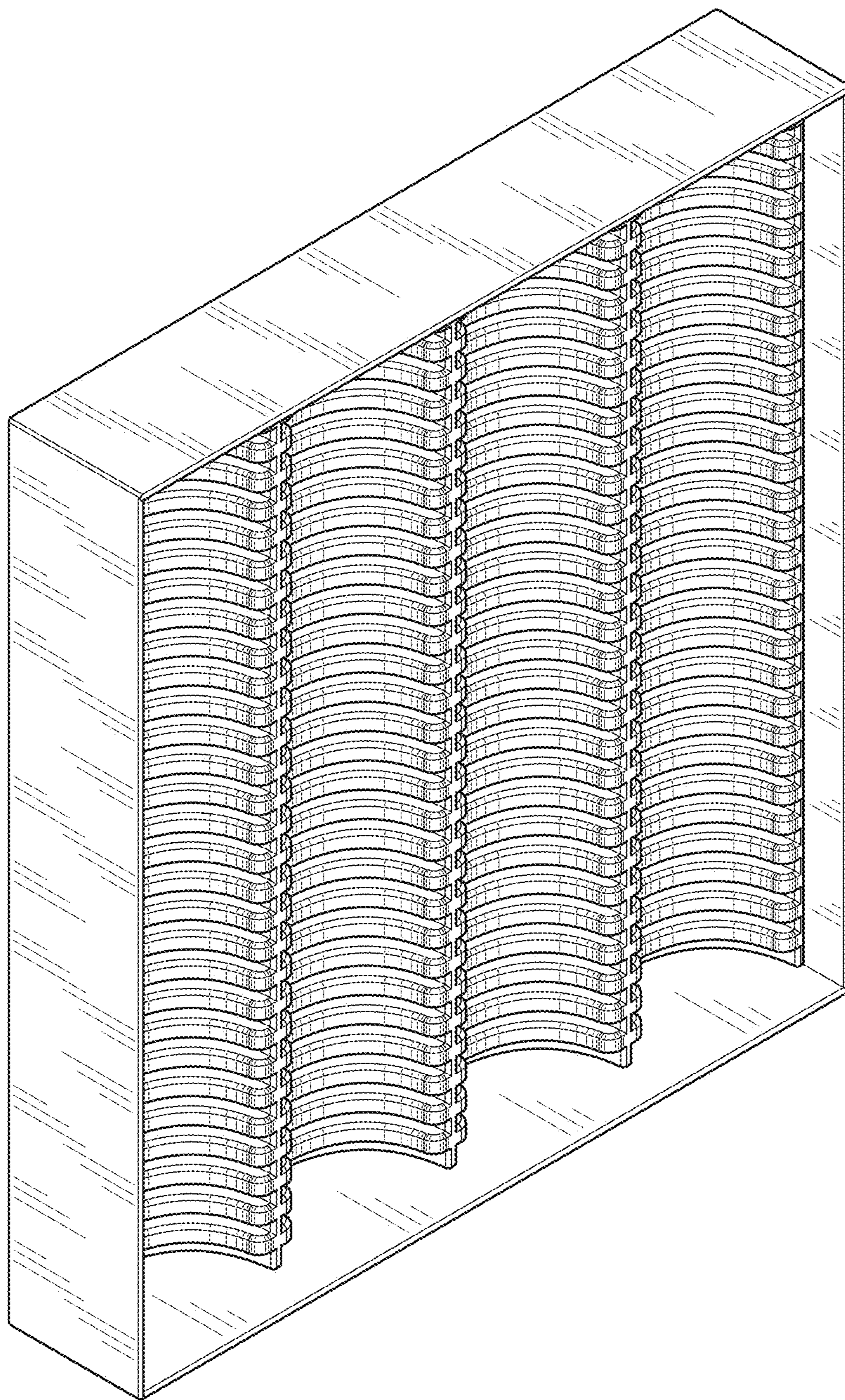


Fig. 1

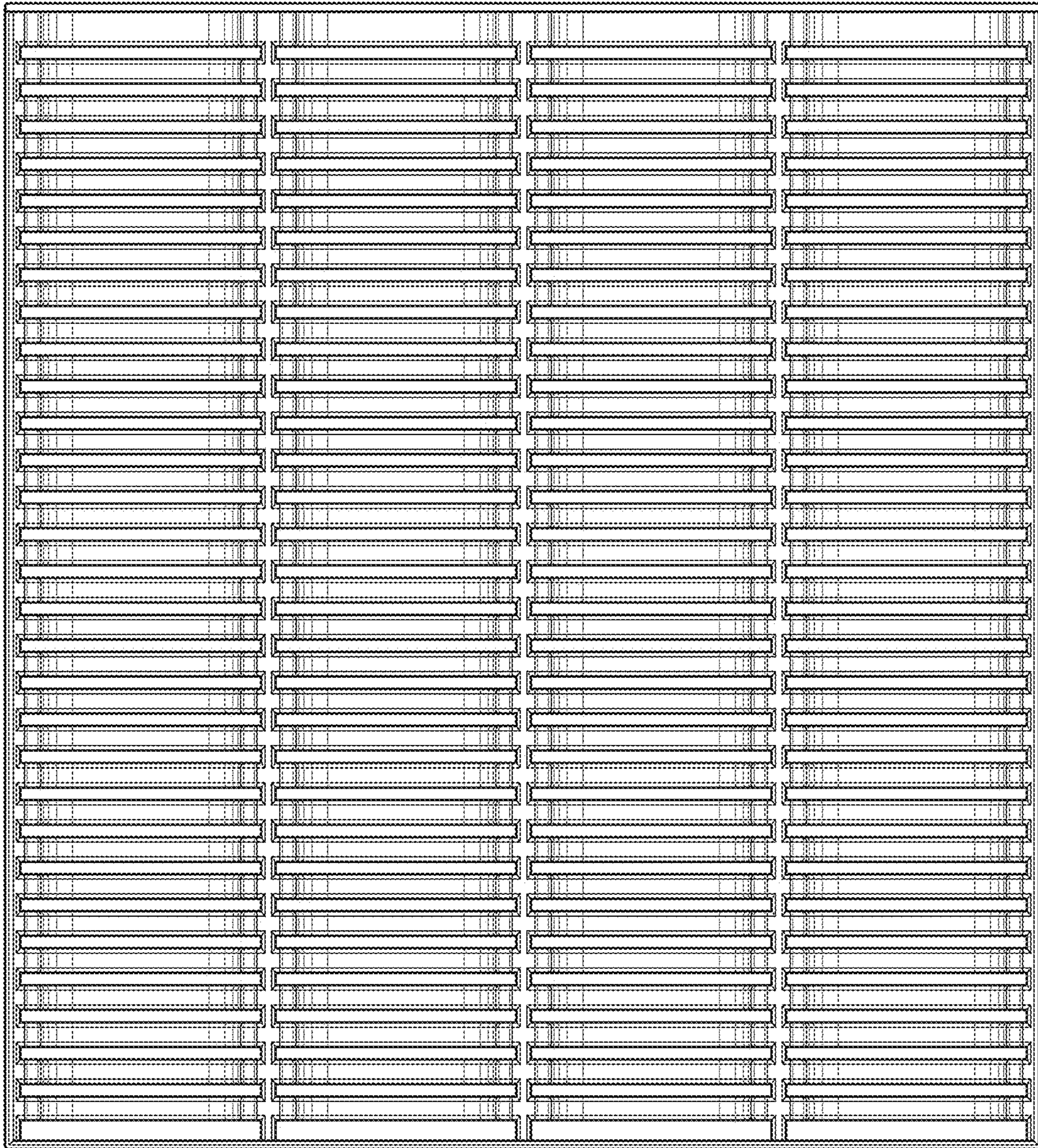


Fig. 2

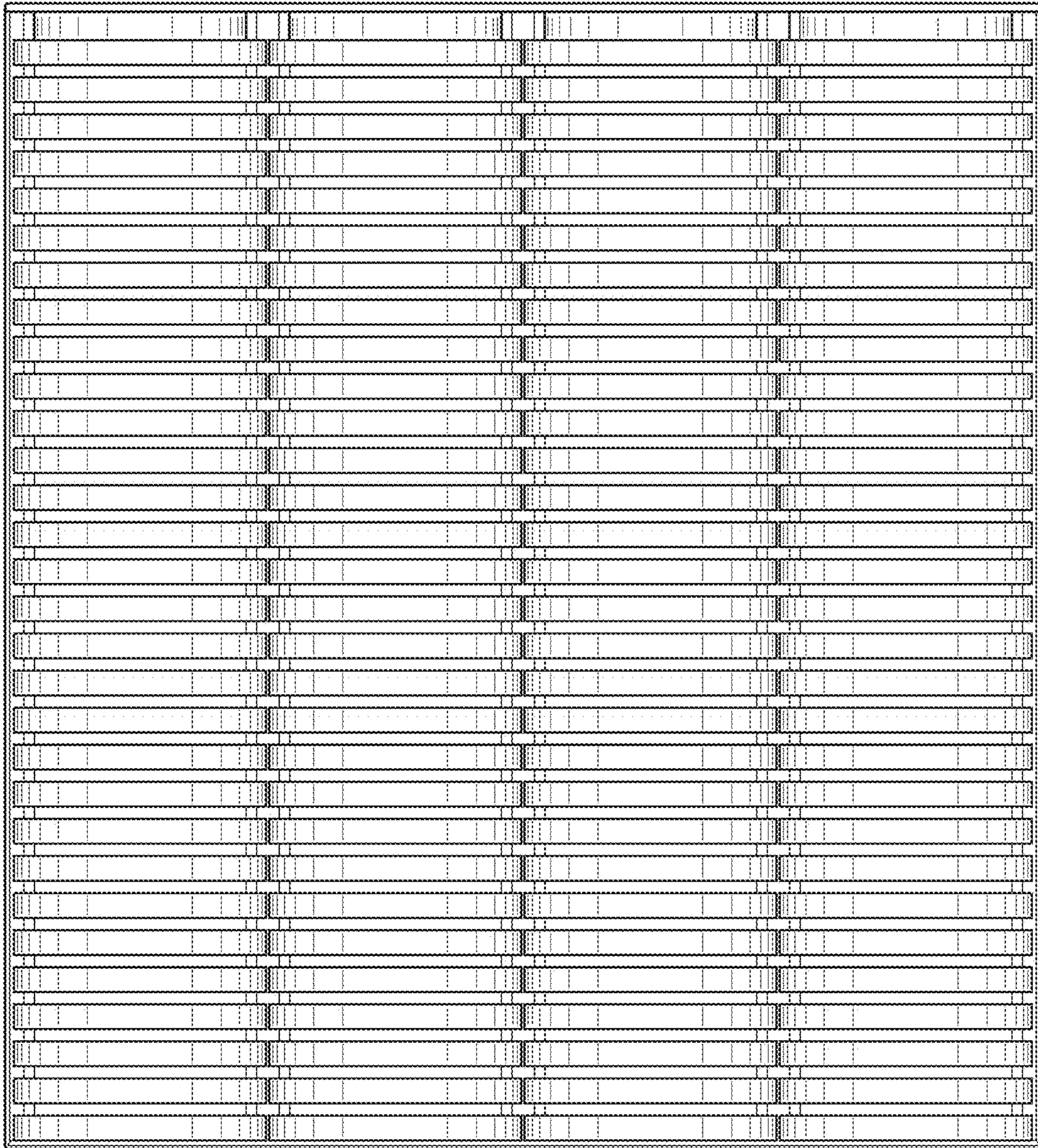


Fig. 3




Fig. 4



Fig. 5




Fig. 6