



US00D947604S

(12) **United States Design Patent**
Feng

(10) **Patent No.:** **US D947,604 S**

(45) **Date of Patent:** **** Apr. 5, 2022**

(54) **KNIFE HANDLE**

(71) Applicant: **YANGJIANG HAONENG**
INDUSTRY AND TRADE CO., LTD.,
Yangjiang (CN)

(72) Inventor: **Ruyao Feng**, Yangjiang (CN)

(73) Assignee: **YANGJIANG HAONENG**
INDUSTRY AND TRADE CO., LTD.,
Yangjiang (CN)

(**) Term: **15 Years**

(21) Appl. No.: **29/784,709**

(22) Filed: **May 20, 2021**

(51) **LOC (13) Cl.** **07-06**

(52) **U.S. Cl.**
USPC **D7/401.2; D7/649**

(58) **Field of Classification Search**
USPC D7/393–395, 401, 401.2, 642–653, 693,
D7/695, 696; D8/107, 300, 321, 93,
D8/97–100; D22/117, 118
CPC A47G 21/06; A47G 21/065; B26B 1/10;
B26B 3/00; B26B 3/02; B26B 3/03;
B26B 9/00; B26B 9/02
See application file for complete search history.

(56) **References Cited**

U.S. PATENT DOCUMENTS

D109,168 S *	4/1938	Vassos	D7/649
D113,124 S *	1/1939	Stark	D7/653
D149,332 S *	4/1948	Allen	D8/DIG. 3
D151,741 S *	11/1948	Condroy	D7/653
D152,525 S *	2/1949	Friedman	D8/DIG. 3
D156,383 S *	12/1949	Storch	D7/649
D161,166 S *	12/1950	Duncan	D7/395
D161,633 S *	1/1951	Kevorkian	D8/DIG. 3
D176,898 S *	2/1956	Anderson	D8/DIG. 4
D323,957 S *	2/1992	Bouilhet	D7/664

D333,239 S *	2/1993	Pogue	D7/649
D333,253 S *	2/1993	Pogue	D8/107
D342,194 S *	12/1993	Bouilhet	D7/401.2
D348,818 S *	7/1994	Hasegawa	D22/118
D362,160 S *	9/1995	Brabeck	D7/645
D365,725 S *	1/1996	Hasegawa	D7/649
D391,453 S *	3/1998	Iacovelli	D7/650
D429,951 S *	8/2000	Kerman	D7/401.2

(Continued)

FOREIGN PATENT DOCUMENTS

CN	306187589	*	11/2020
CN	306830091	*	9/2021

(Continued)

OTHER PUBLICATIONS

Amazon.com, "Reed & Barton 0 Crescendo II 65-Piece Flatware Set," Jan. 9, 2012, Amazon.com, www.amazon.com/Reed-Barton-08032008-Crescendo-65-Piece/dp/B006VE5FY0 (Year: 2012).*

(Continued)

Primary Examiner — Shannon W Morgan
Assistant Examiner — Arva P Adams

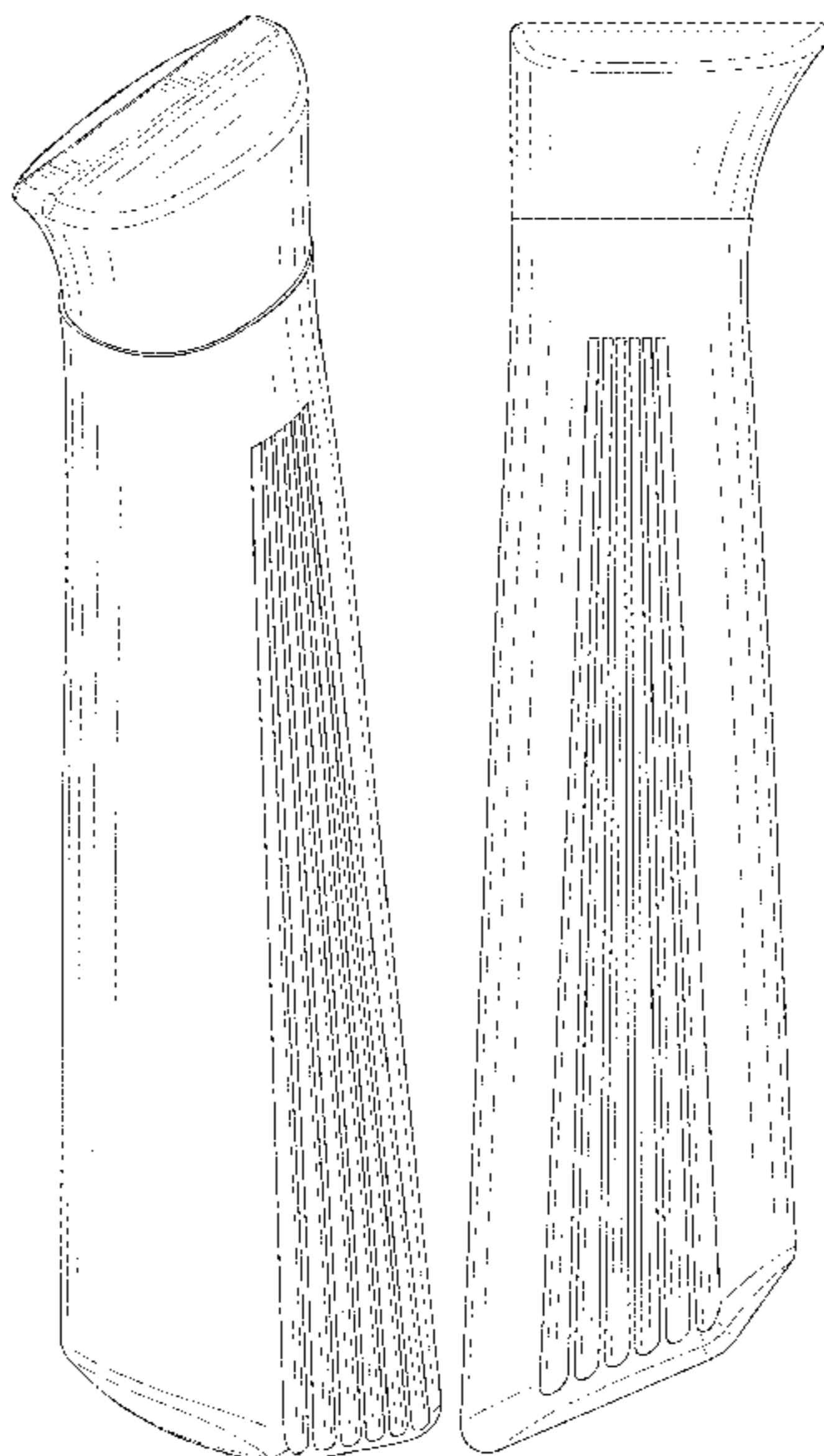
(57) **CLAIM**

The ornamental design for a knife handle, as shown and described.

DESCRIPTION

FIG. 1 is a perspective view of a knife handle showing my new design;
FIG. 2 is another perspective view thereof;
FIG. 3 is a front elevational view thereof;
FIG. 4 is a rear elevational view thereof;
FIG. 5 is a left side elevational view thereof;
FIG. 6 is a right side elevational view thereof; and
FIG. 7 is a top plan view thereof; and,
FIG. 8 is a bottom plan view thereof.

1 Claim, 8 Drawing Sheets



(56)

References Cited

U.S. PATENT DOCUMENTS

D468,972 S 1/2003 Chen
D468,974 S * 1/2003 Freeman D7/653
D476,535 S 7/2003 Garon
D704,009 S * 5/2014 Wandrup D7/649
D744,760 S * 12/2015 Harrington D4/138
D752,384 S * 3/2016 Fredaeng D7/401.2
D754,976 S * 5/2016 Harrington D4/138
D802,377 S * 11/2017 Isopahkala D7/645

FOREIGN PATENT DOCUMENTS

CN 306889847 * 10/2021
JP D1602184 * 4/2018

OTHER PUBLICATIONS

Steigerwalt, Ken, "Penshell Art Deco Pocket Knife," Nov. 2013, Couteaux-Berthier.com, www.couteaux-berthier.com/penshell-art-deco-pocket-knife-by-ken-steigerwalt-c2x34333336?PGFLngID=1 (Year: 2013).*

Davidson, Matt, "CRKT Swindle Review," May 7, 2020, Knife Informer, <https://knifeinformer.com/crkt-swindle-review/> (Year: 2020).*

* cited by examiner

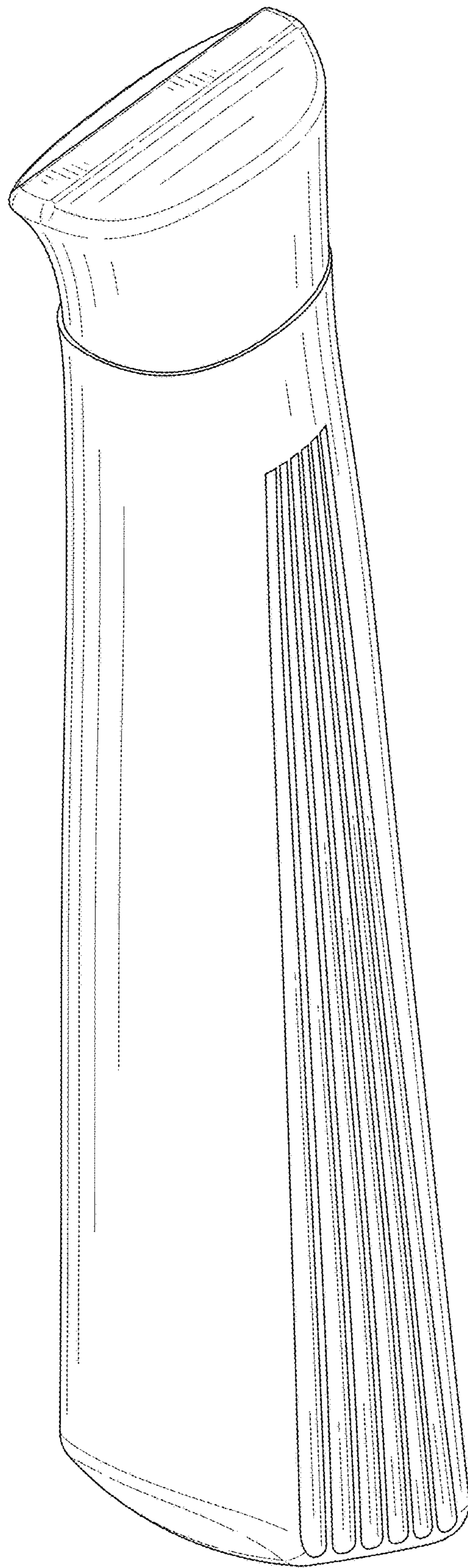


FIG. 1

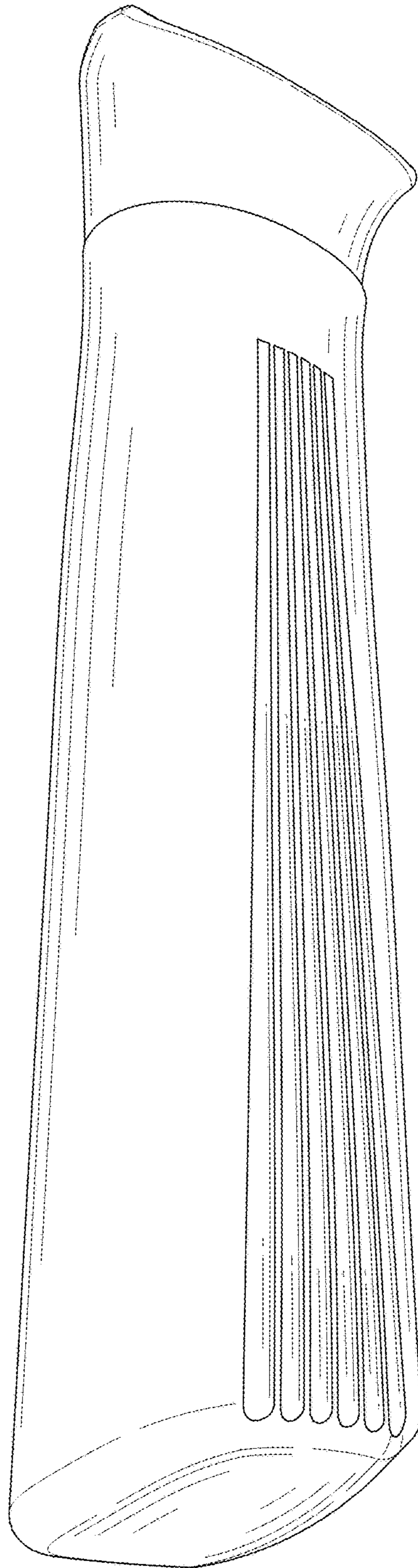


FIG. 2

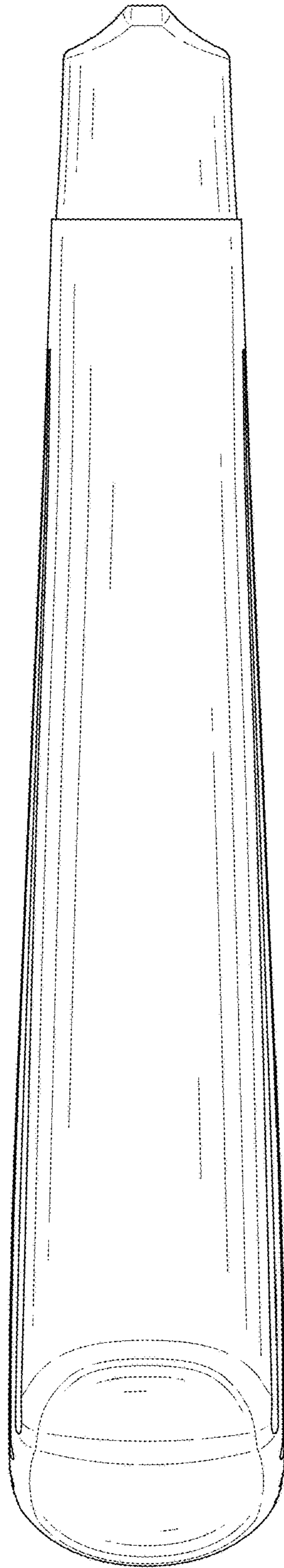


FIG. 3

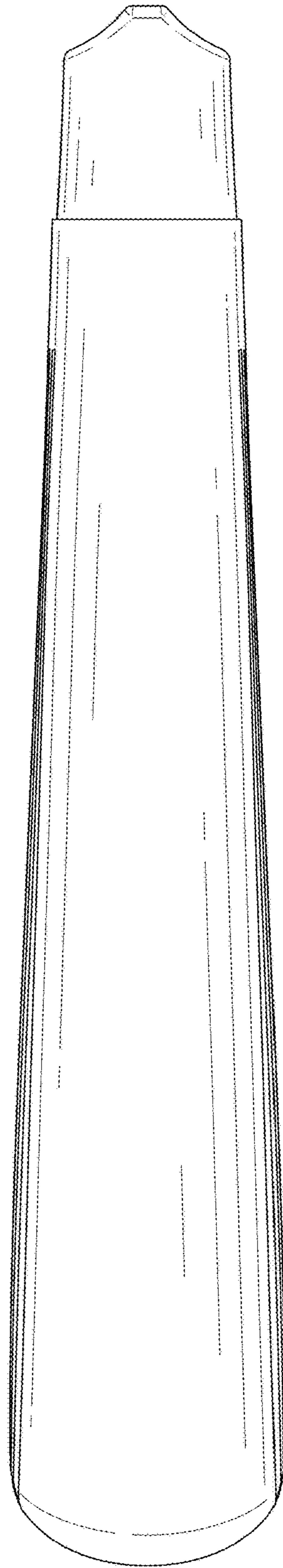


FIG. 4

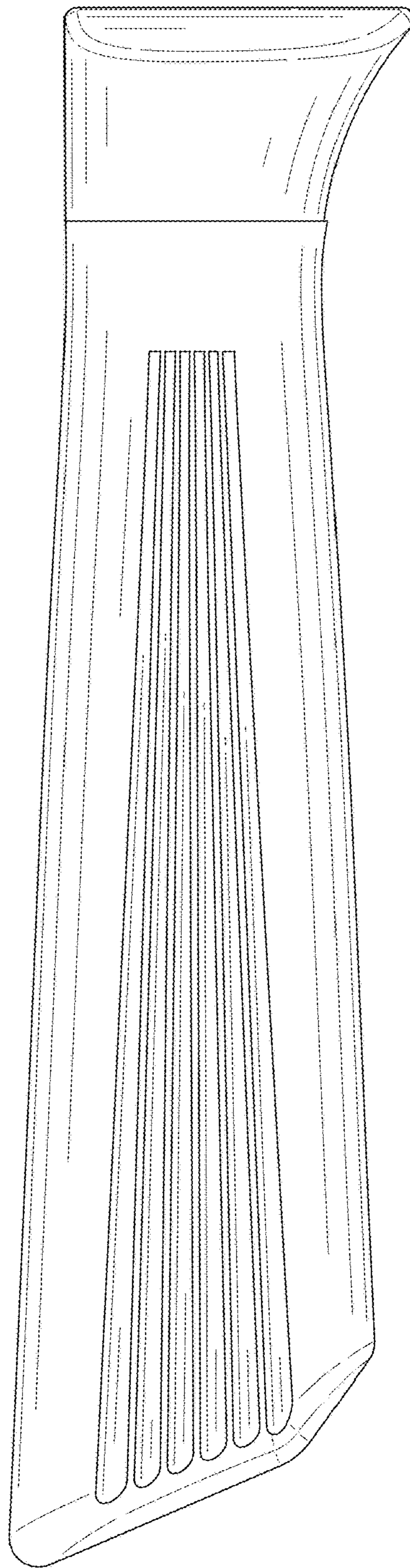


FIG. 5

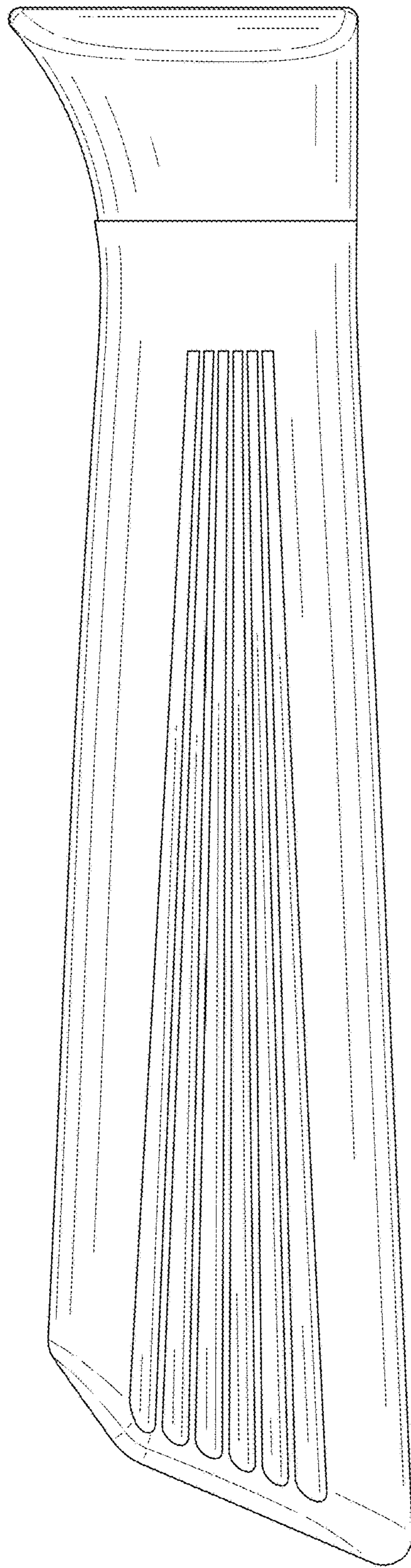


FIG. 6

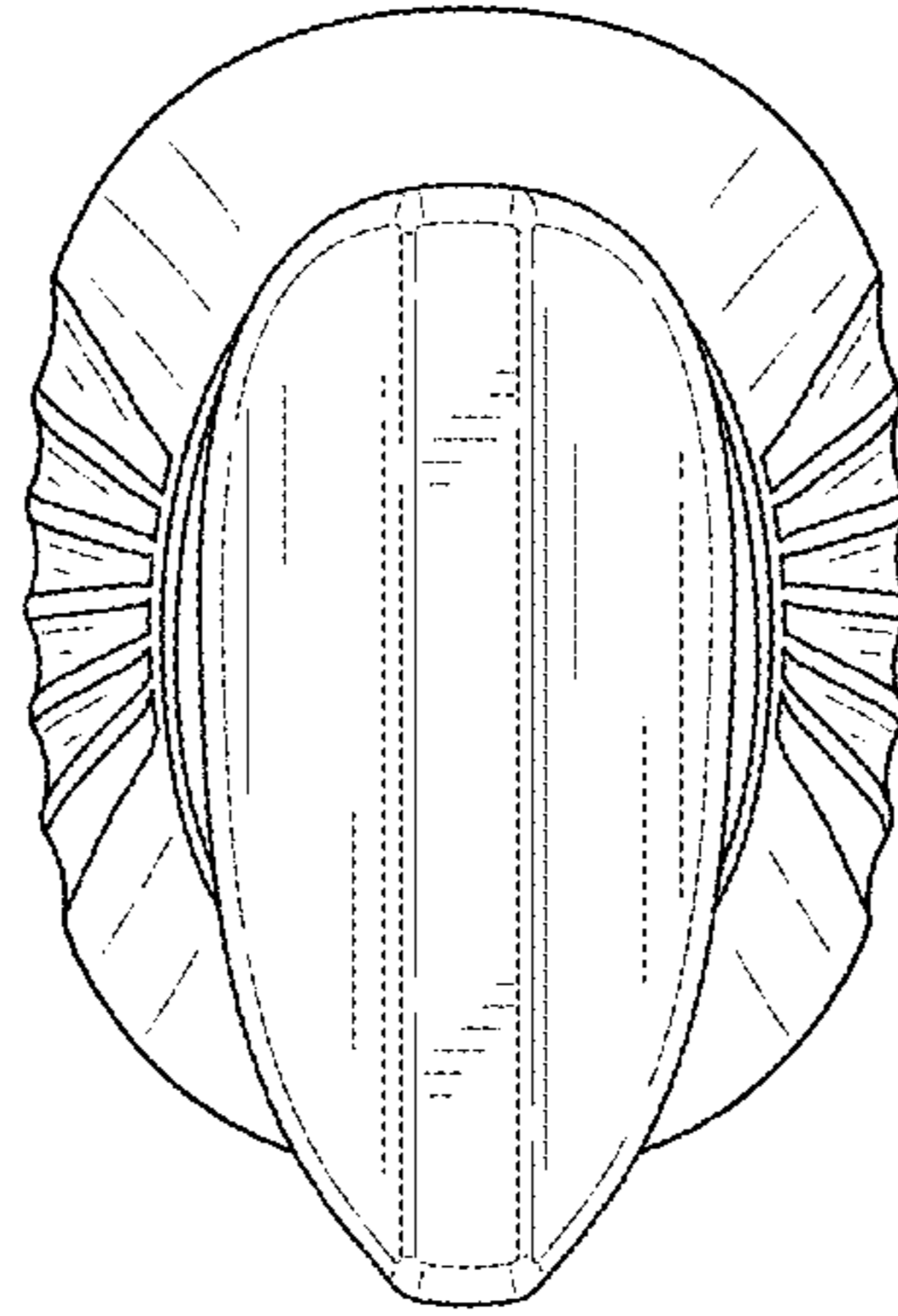


FIG. 7

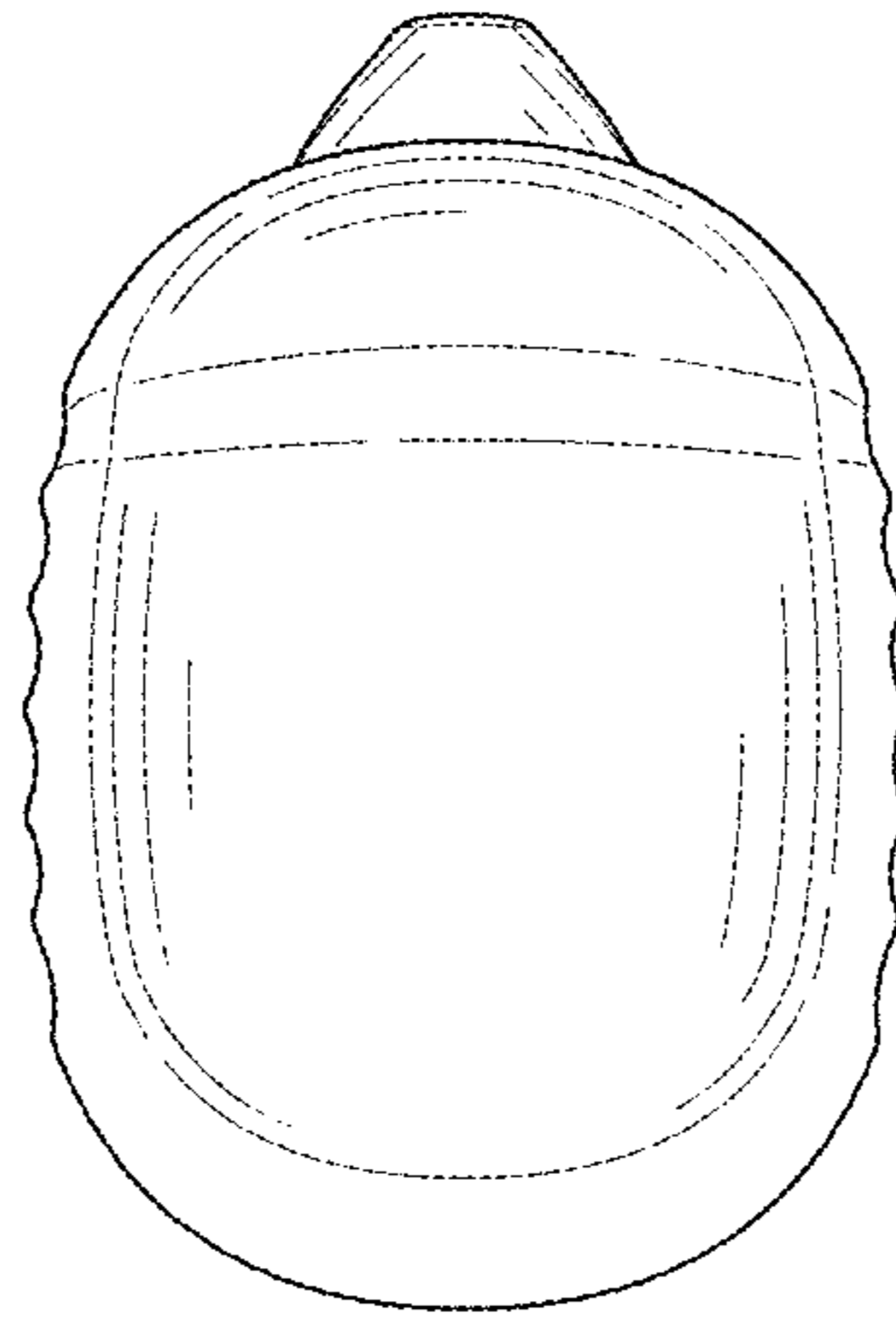


FIG. 8