



US00D947573S

(12) **United States Design Patent**  
**Chen**

(10) **Patent No.:** **US D947,573 S**

(45) **Date of Patent:** **\*\* Apr. 5, 2022**

- (54) **DOOR MAT**
- (71) Applicant: **Rongzhen Chen**, Shanghai (CN)
- (72) Inventor: **Rongzhen Chen**, Shanghai (CN)
- (\*\*) Term: **15 Years**
- (21) Appl. No.: **29/736,900**
- (22) Filed: **Jun. 3, 2020**
- (51) **LOC (13) Cl.** ..... **06-11**
- (52) **U.S. Cl.**  
USPC ..... **D6/583**; D6/588
- (58) **Field of Classification Search**  
USPC ..... D6/331, 582-588, 592, 596; D12/203;  
D24/212; D32/57  
CPC ..... A47G 27/0206; A47G 27/0212; A47G  
27/0218; A47G 27/0225; A47G 27/0237;  
A47G 9/062; A47K 3/002; A47K 7/026;  
A47L 23/26; A47L 23/266; A63B  
21/4037; A63B 6/00; A63B 23/0464  
See application file for complete search history.

(56) **References Cited**

U.S. PATENT DOCUMENTS

- D9,534 S \* 10/1876 Heinigke ..... D5/39
- RE8,697 E \* 5/1879 Palmer ..... D6/583
- 1,488,804 A \* 4/1924 Brown ..... A47G 27/0412  
428/78
- D96,228 S \* 7/1935 Clements ..... D5/53
- D123,472 S \* 11/1940 Caldwell ..... D7/388

- 2,919,456 A \* 1/1960 Spivey ..... A47L 23/266  
15/215
- D464,519 S \* 10/2002 Fernando ..... A47L 23/266  
D6/582
- D465,375 S \* 11/2002 Fernando ..... D6/583
- D590,471 S \* 4/2009 Aloisi ..... D21/792
- D765,922 S \* 9/2016 Savan ..... A47G 27/0412  
D30/199
- D775,571 S \* 1/2017 Gross ..... D12/203
- D923,966 S \* 7/2021 Wu ..... D6/582
- D933,561 S \* 10/2021 Johnson ..... D12/203
- D940,478 S \* 1/2022 Scorgie ..... D6/582

\* cited by examiner

*Primary Examiner* — Kevin K Rudzinski  
*Assistant Examiner* — Clare Ann Gannon  
(74) *Attorney, Agent, or Firm* — ScienBiziP, P.C.


(57) **CLAIM**

The ornamental design for a door mat, as shown and described.

**DESCRIPTION**

FIG. 1 is a front perspective view of a door mat, showing my design.  
FIG. 2 is a front elevation view thereof.  
FIG. 3 is a rear elevation view thereof.  
FIG. 4 is a left side elevation view thereof.  
FIG. 5 is a right side elevation view thereof.  
FIG. 6 is a top plan view thereof; and,  
FIG. 7 is a bottom plan view thereof.

**1 Claim, 7 Drawing Sheets**








FIG. 1






FIG.2




FIG.3




FIG.4




FIG.5





FIG.6



**FIG.7**