



US00D947563S

(12) **United States Design Patent** (10) **Patent No.:** **US D947,563 S**  
**Sumlin** (45) **Date of Patent:** **\*\* Apr. 5, 2022**

(54) **BED**  
(71) Applicant: **Charles Neal Sumlin**, Palmer, PR (US)  
(72) Inventor: **Charles Neal Sumlin**, Palmer, PR (US)  
(73) Assignee: **AMINI INNOVATION CORPORATION**, Pico Rivera, CA (US)  
(\*\*) Term: **15 Years**  
(21) Appl. No.: **29/729,802**  
(22) Filed: **Mar. 30, 2020**  
(51) **LOC (13) Cl.** ..... **06-02**  
(52) **U.S. Cl.**  
USPC ..... **D6/389**  
(58) **Field of Classification Search**  
USPC ..... D6/382, 389, 393-395, 718.13  
CPC ..... A47C 19/00; A47C 19/021; A47C 19/022  
See application file for complete search history.

D870,484 S \* 12/2019 Sumlin ..... D6/393  
D906,718 S \* 1/2021 Sumlin ..... D6/393  
2021/0030162 A1\* 2/2021 Medina ..... A47C 19/021

**OTHER PUBLICATIONS**

Bernhardt Rayleigh Acrylic Canopy Bed, available in beddown.com, published Oct. 5, 2016 Year 2016 [online], Retrieved on Dec. 28, 2021 from URL: <https://www.beddown.com/collections/upholstery-fabric-beds/products/stella-acrylic-canopy-bed-1/2> (Year: 2016).\*  
Tate St. Bedroom, available in furniturecart.com, published Dec. 30, 2017 Year 2017 [online], Retrieved on Dec. 28, 2021 from URL: <https://www.furniturecart.com/state-st-metal-canopy-bed-9016000qn4-116-bed-aico-furniture.html> (Year: 2017).\*  
Lanterna Bedroom, available in facebook.com, published May 19, 2020 Year 2020 [online], Retrieved on Dec. 28, 2021 from URL: <https://www.facebook.com/MichaelAminiDesigns/photos/a.445723353337/10158779979398338/> (Year: 2020).\*

\* cited by examiner

*Primary Examiner* — Vy N Koenig  
*Assistant Examiner* — Michelle M Reeves  
(74) *Attorney, Agent, or Firm* — Cislo & Thomas, LLP

(57) **CLAIM**

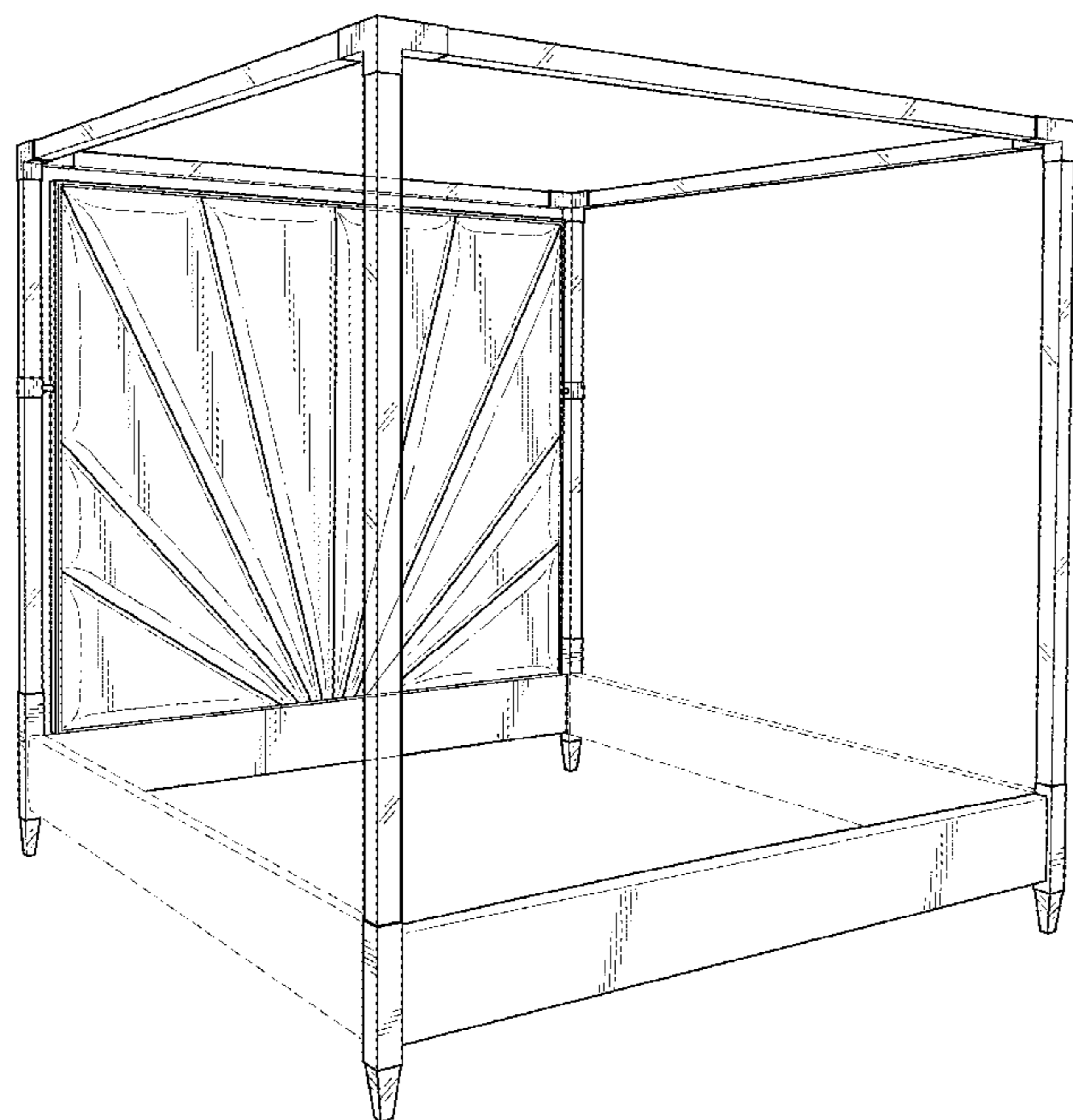
I claim the ornamental design for a bed, as shown and described.

**DESCRIPTION**

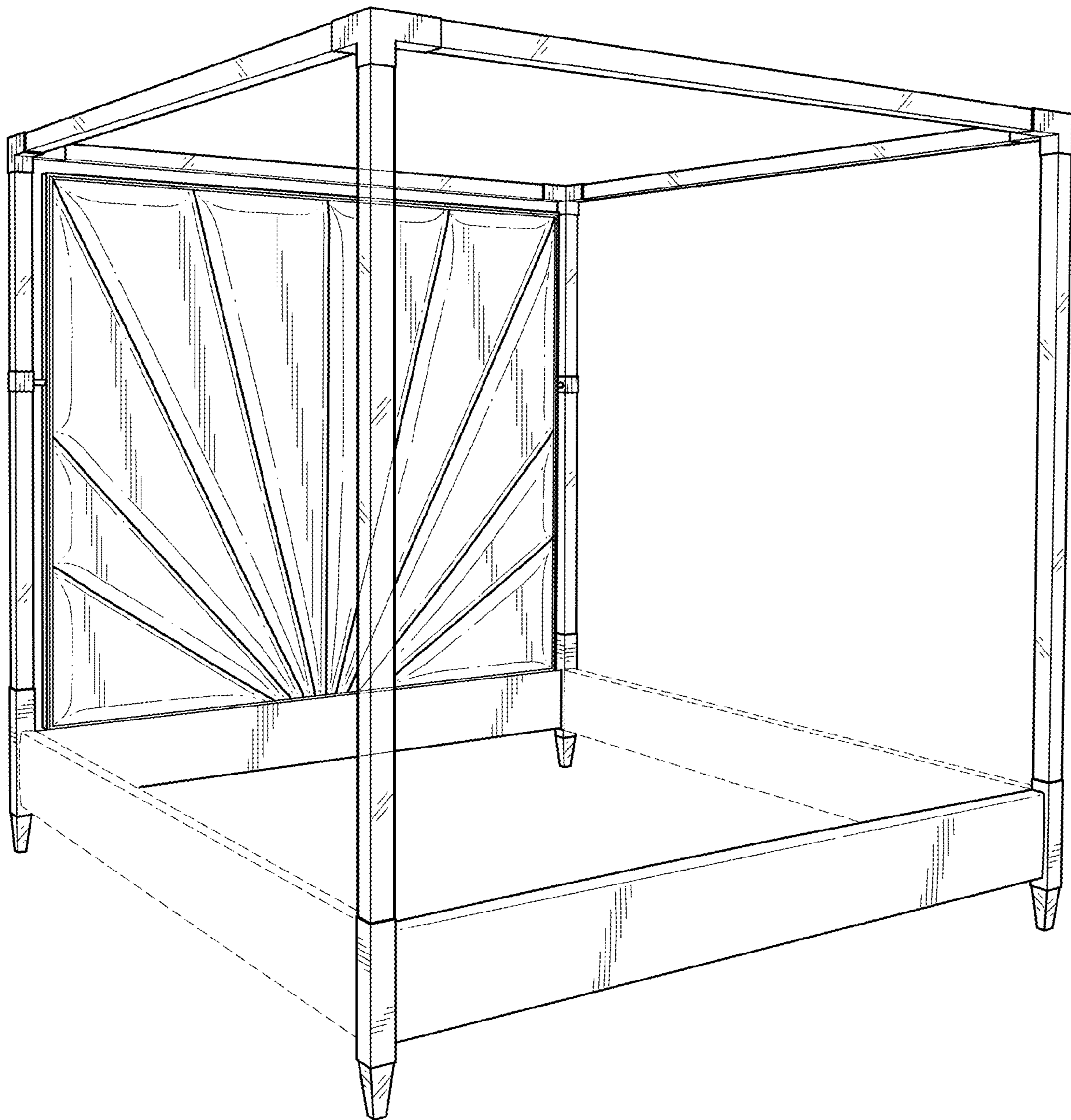
FIG. 1 is a front perspective view of a bed showing my new design;  
FIG. 2 is a front view thereof;  
FIG. 3 is a left side view, the right side (not shown) is a mirror image thereof; and,  
FIG. 4 is a top view thereof.  
The broken lines in the drawings depict environmental subject matter and form no part of the claimed design.

**1 Claim, 4 Drawing Sheets**

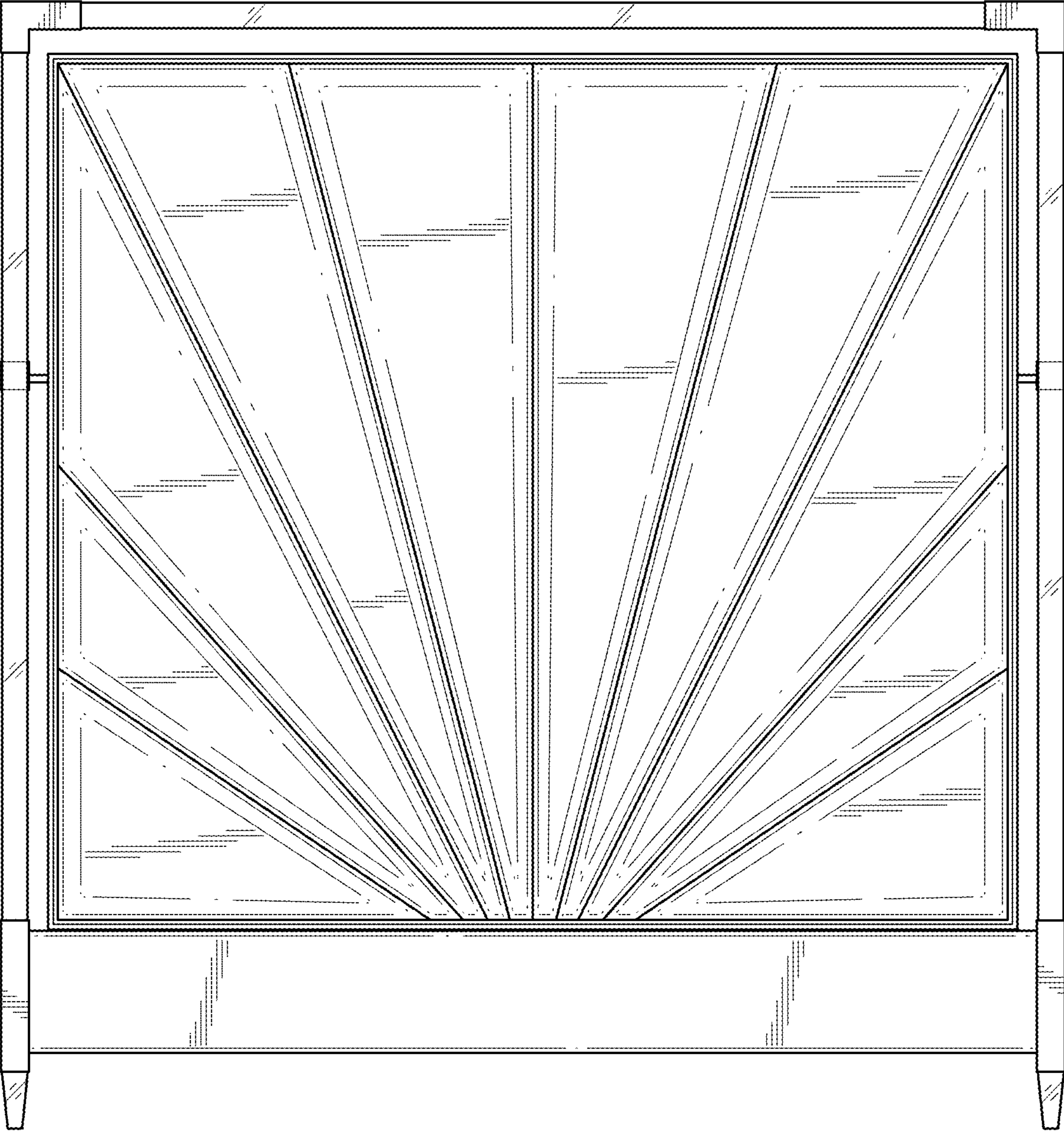
(56) **References Cited**  
**U.S. PATENT DOCUMENTS**  
D91,104 S \* 11/1933 Douglass ..... D6/393  
D261,336 S \* 10/1981 Thorpe ..... D6/394  
4,414,727 A \* 11/1983 Steele ..... A47C 19/02  
29/401.1  
4,945,586 A \* 8/1990 Cross ..... A47C 29/003  
135/90  
D338,120 S \* 8/1993 Pauer ..... D6/718.13  
D406,207 S \* 3/1999 Konorti ..... D6/718.26  
D468,551 S \* 1/2003 Jones ..... D6/393  
D486,666 S \* 2/2004 O'Hare ..... D6/393  
D487,648 S \* 3/2004 Stanton ..... D6/393  
D561,489 S \* 2/2008 Domack ..... D6/389  
D865,426 S \* 11/2019 Tan ..... D6/718.23




*FIG. 1*



**FIG. 2**



*FIG. 3*



**FIG. 4**

