



US00D947544S

(12) **United States Design Patent** (10) **Patent No.:** **US D947,544 S**  
**Miller** (45) **Date of Patent:** **\*\* \*Apr. 5, 2022**

- (54) **COSMETIC BRUSH HAVING A FAN-LIKE SHAPE**
- (71) Applicant: **Anisa International, Inc.**, Atlanta, GA (US)
- (72) Inventor: **NaTasha Tameika Miller**, Atlanta, GA (US)
- (73) Assignee: **Anisa International, Inc.**, Atlanta, GA (US)
- (\*) Notice: This patent is subject to a terminal disclaimer.
- (\*\*) Term: **15 Years**
- (21) Appl. No.: **29/701,542**
- (22) Filed: **Aug. 13, 2019**

**Related U.S. Application Data**

- (63) Continuation of application No. 29/615,495, filed on Aug. 29, 2017, now Pat. No. Des. 861,627.
- (51) **LOC (13) Cl.** ..... **04-02**
- (52) **U.S. Cl.**  
USPC ..... **D4/132**
- (58) **Field of Classification Search**  
USPC ..... D4/127, 130, 132, 133, 134, 135, 136, D4/137, 138, 199; D28/7  
CPC .. A46B 5/02; A46B 9/02; A46B 9/021; A46B 2200/1046  
See application file for complete search history.

**References Cited**

**U.S. PATENT DOCUMENTS**

5,926,903 A	7/1999	Kim
6,039,051 A	3/2000	Dorf
D450,930 S	11/2001	Mink et al.
D454,001 S	3/2002	Mink et al.
D714,558 S	10/2014	Mink

D749,858 S	2/2016	Snook
D749,859 S	2/2016	Snook
D757,441 S	5/2016	Hwang
D758,742 S	6/2016	Nicoline
D776,440 S	1/2017	Jain
D776,941 S	1/2017	Nicoline
D788,471 S	6/2017	Dunaway
D801,058 S	10/2017	Xavier et al.
D821,760 S	7/2018	Yan
D826,573 S	8/2018	Nicoline et al.
D827,308 S	9/2018	Nicoline
D827,309 S	9/2018	Nicoline
D827,310 S	9/2018	Allenback
D829,006 S	9/2018	Richards

(Continued)

**OTHER PUBLICATIONS**

Miller, NaTasha Tameika; Notice of Allowance for U.S. Appl. No. 29/615,495, filed Aug. 29, 2017, dated May 13, 2019, 5 pgs.

(Continued)

*Primary Examiner* — Karen E Eldridge Powers  
(74) *Attorney, Agent, or Firm* — Taylor English Duma LLP

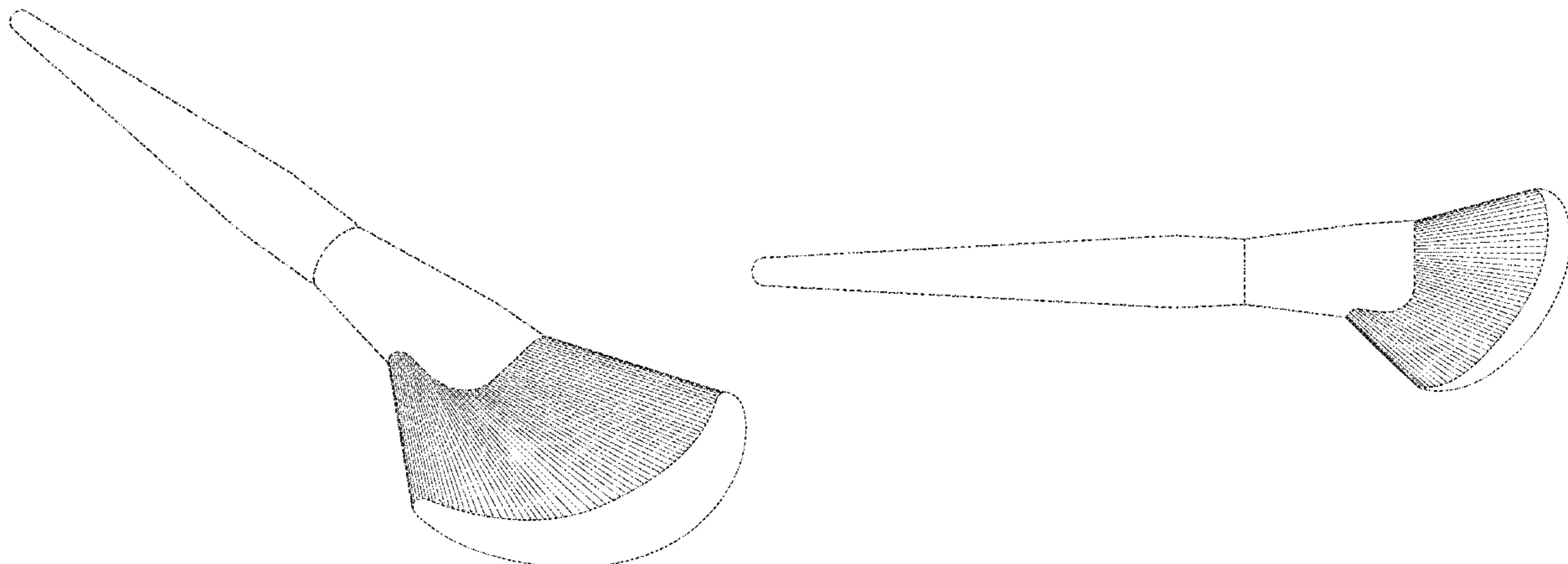
(57) **CLAIM**

I claim the ornamental design for a cosmetic brush having a fan-like shape, as shown and described.

**DESCRIPTION**

FIG. 1 is a perspective view of a cosmetic brush having a fan-like shape.  
FIG. 2 is a front elevation view thereof.  
FIG. 3 is a rear elevation view thereof.  
FIG. 4 is a bottom plan view thereof.  
FIG. 5 is a top plan view thereof.  
FIG. 6 is a left-side elevation view thereof; and,  
FIG. 7 is a right-side elevation view thereof.  
The broken lines illustrate features that form no part of the claimed design.

**1 Claim, 3 Drawing Sheets**



(56)

**References Cited**

U.S. PATENT DOCUMENTS

D831,970 S \* 10/2018 Nicoline ..... D4/130  
D831,974 S \* 10/2018 Nicoline ..... D4/138  
D831,975 S \* 10/2018 Nicoline ..... D4/138  
D831,976 S \* 10/2018 Nicoline ..... D4/199  
D832,593 S \* 11/2018 Lin ..... D4/137  
D837,531 S 1/2019 Hirokawa et al.  
D861,627 S 10/2019 Miller  
D938,737 S 12/2021 Miller  
2010/0037407 A1 2/2010 Telwar  
2014/0325779 A1 12/2014 Dansby  
2014/0331422 A1 12/2014 Lim  
2015/0265039 A1 9/2015 Godin  
2016/0262528 A1 9/2016 Kaicker

OTHER PUBLICATIONS

Miller, NaTasha Tameika; Requirement for Restriction/Election for  
U.S. Appl. No. 29/615,495, filed Aug. 29, 2017, dated Apr. 1, 2019,  
6 pgs.

Miller, NaTasha Tameika; Notice of Allowance for U.S. Appl. No.  
29/731,025, filed Apr. 10, 2020, dated Sep. 14, 2021, 12 pgs.

\* cited by examiner

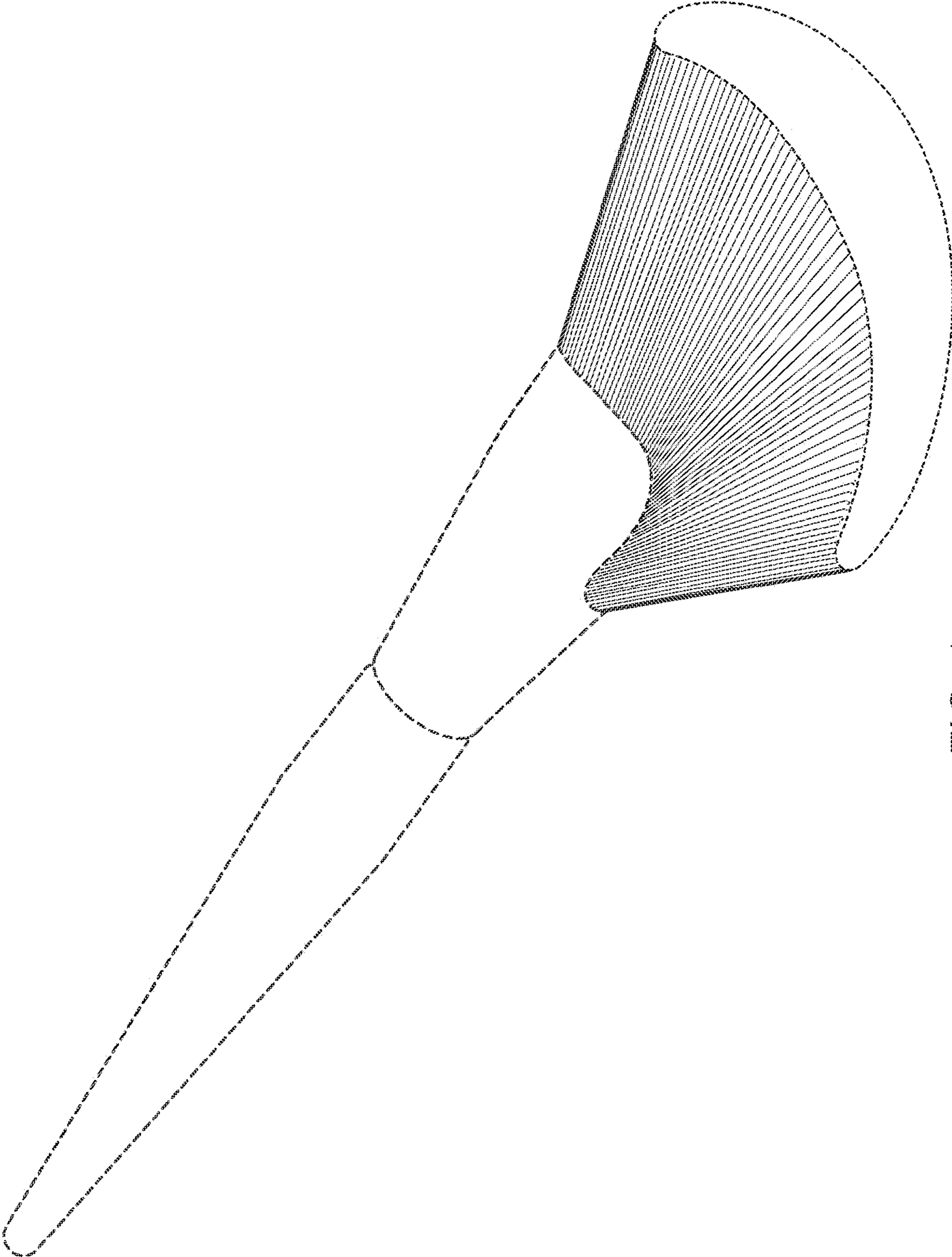


FIG. 1




FIG. 2




FIG. 3



FIG. 5

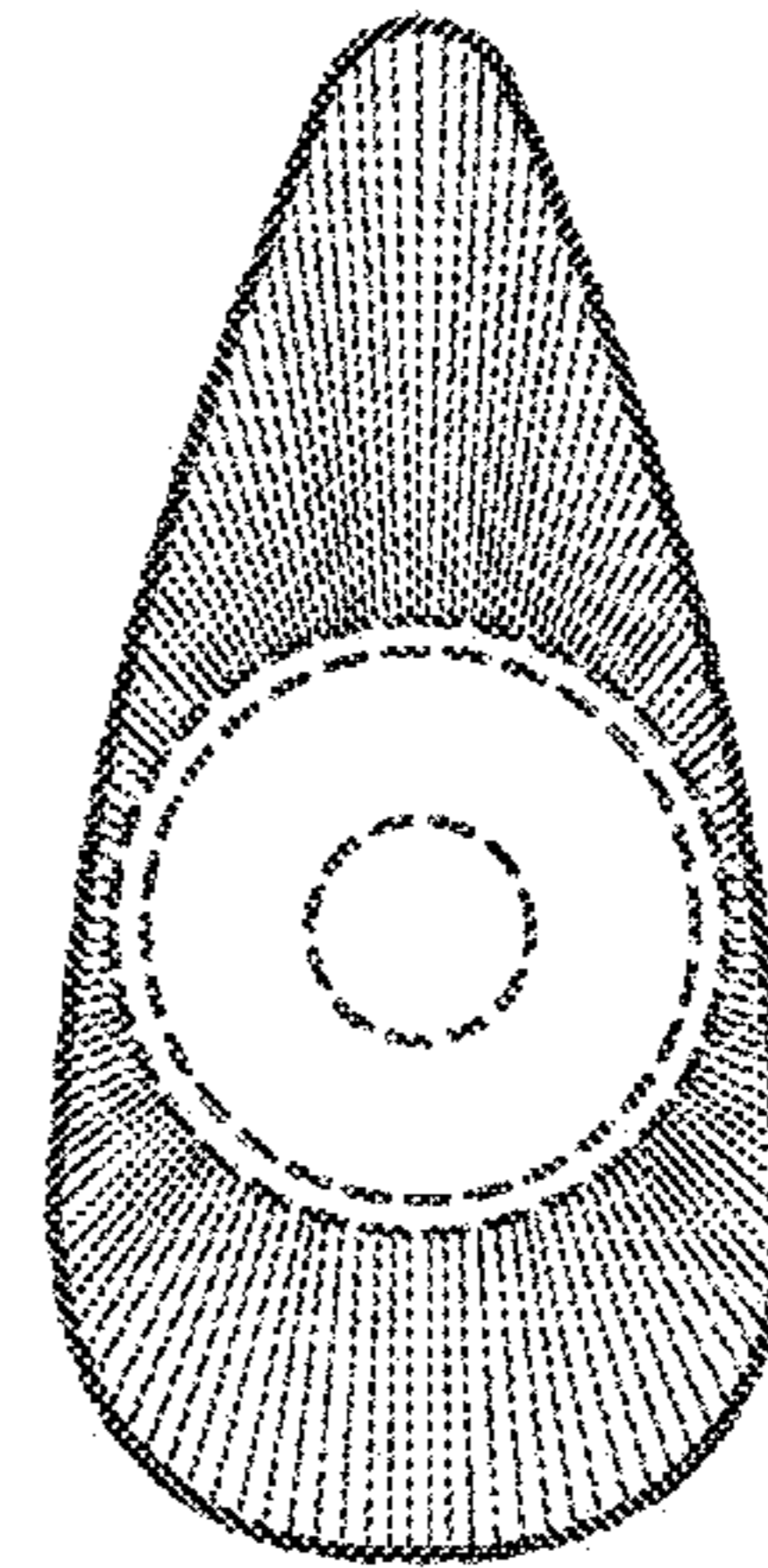


FIG. 4

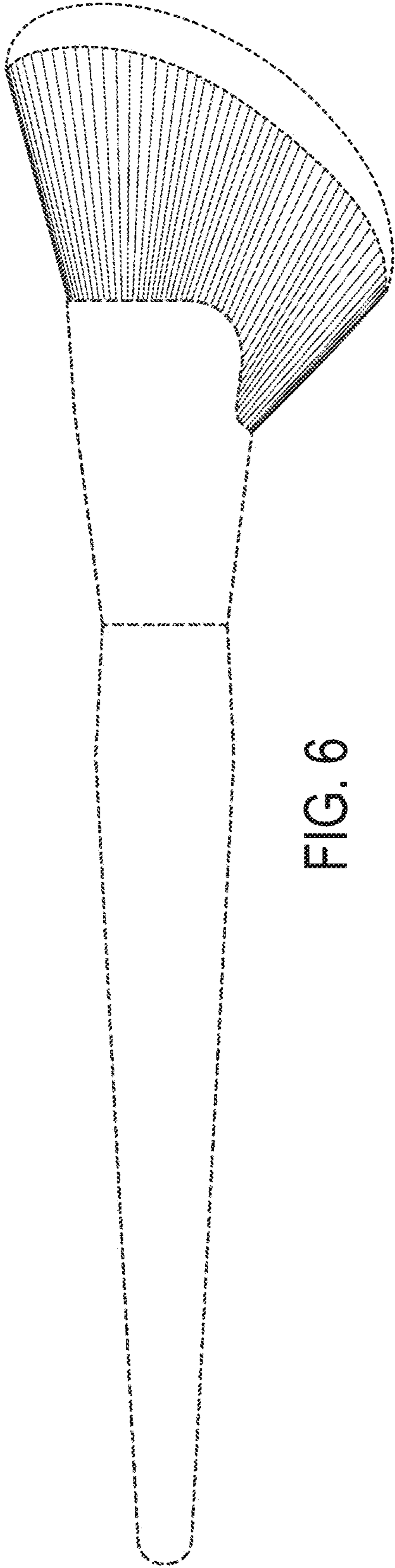


FIG. 6

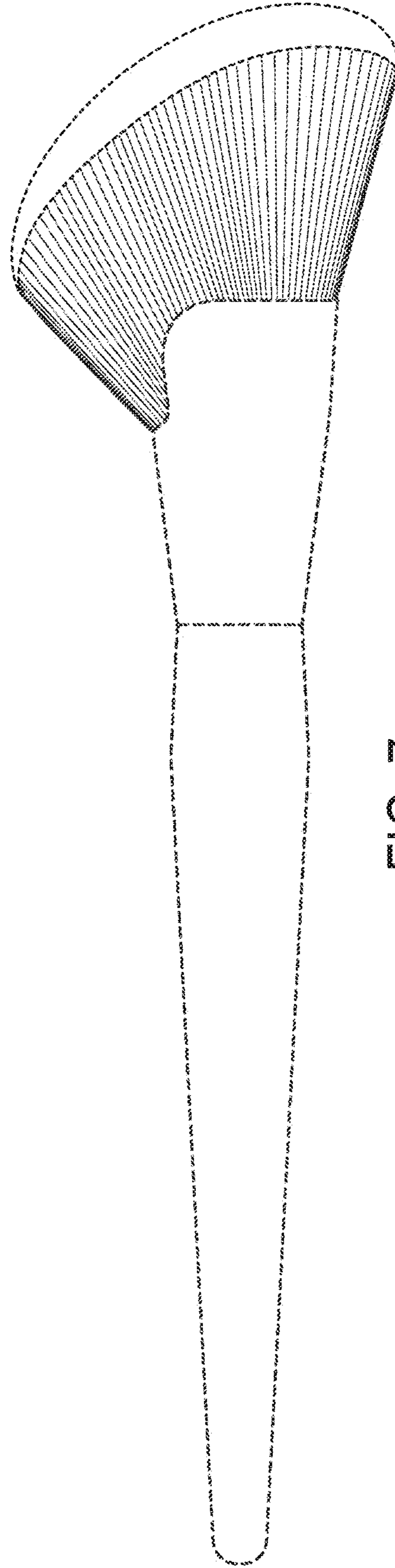


FIG. 7