



US00D947517S

(12) **United States Design Patent** (10) **Patent No.:** **US D947,517 S**
Fogg et al. (45) **Date of Patent:** **** Apr. 5, 2022**

(54) **FOOTWEAR**

(71) Applicant: **Wolverine Outdoors, Inc.**, Rockford, MI (US)

(72) Inventors: **Peter Fogg**, Oswego, OR (US);
Andrew Estey, Grand Rapids, MI (US);
Omar Velazquez, Grand Rapids, MI (US)

(73) Assignee: **Wolverine Outdoors, Inc.**, Rockford, MI (US)

(**) Term: **15 Years**

(21) Appl. No.: **29/668,895**

(22) Filed: **Nov. 2, 2018**

(51) **LOC (13) Cl.** **02-04**

(52) **U.S. Cl.**
USPC **D2/973**

(58) **Field of Classification Search**
USPC D2/896, 897, 907, 908, 923, 943-946,
D2/969, 970, 972-974
CPC A43B 23/0235; A43B 23/047; A43B 23/02
See application file for complete search history.

(56) **References Cited**

U.S. PATENT DOCUMENTS

4,461,288	A *	7/1984	Curtis	A43B 3/0073
					602/23
D337,425	S *	7/1993	Hatfield	D2/973
D365,438	S *	12/1995	Orzeck	D2/943
5,836,090	A *	11/1998	Smith	A43B 3/128
					36/7.6
6,270,468	B1	8/2001	Townsend et al.		
D476,469	S	7/2003	Belley et al.		
D511,609	S *	11/2005	Magro	D2/902
D530,490	S	10/2006	Sonnergren		
D541,519	S	5/2007	Belley et al.		
D549,934	S	9/2007	Horne et al.		
D549,935	S	9/2007	Schoenborn et al.		
D549,936	S	9/2007	Matis et al.		

D551,435	S	9/2007	Belley et al.		
D560,887	S	2/2008	Belley		
D561,438	S	2/2008	Belley		
D561,986	S	2/2008	Horne et al.		
D563,639	S *	3/2008	Matis	D2/969

(Continued)

OTHER PUBLICATIONS

Chaco Z-Sandal Collection website downloaded from https://www.chacos.com/US/en/z-sandal-collection/?CID=SEM-Search_Brand_Phrase_Chaco_G_Core-chaco&gclid=EAIaIqobChMI8-Lgp4nv3QIVQZ7ACh1SGwFsEAAAYASAAEgLItd_BwE&gclsrc=aw.ds on Oct. 5, 2018.

(Continued)

Primary Examiner — Kevin K Rudzinski
Assistant Examiner — Clare Ann Gannon
(74) *Attorney, Agent, or Firm* — Warner Norcross + Judd LLP

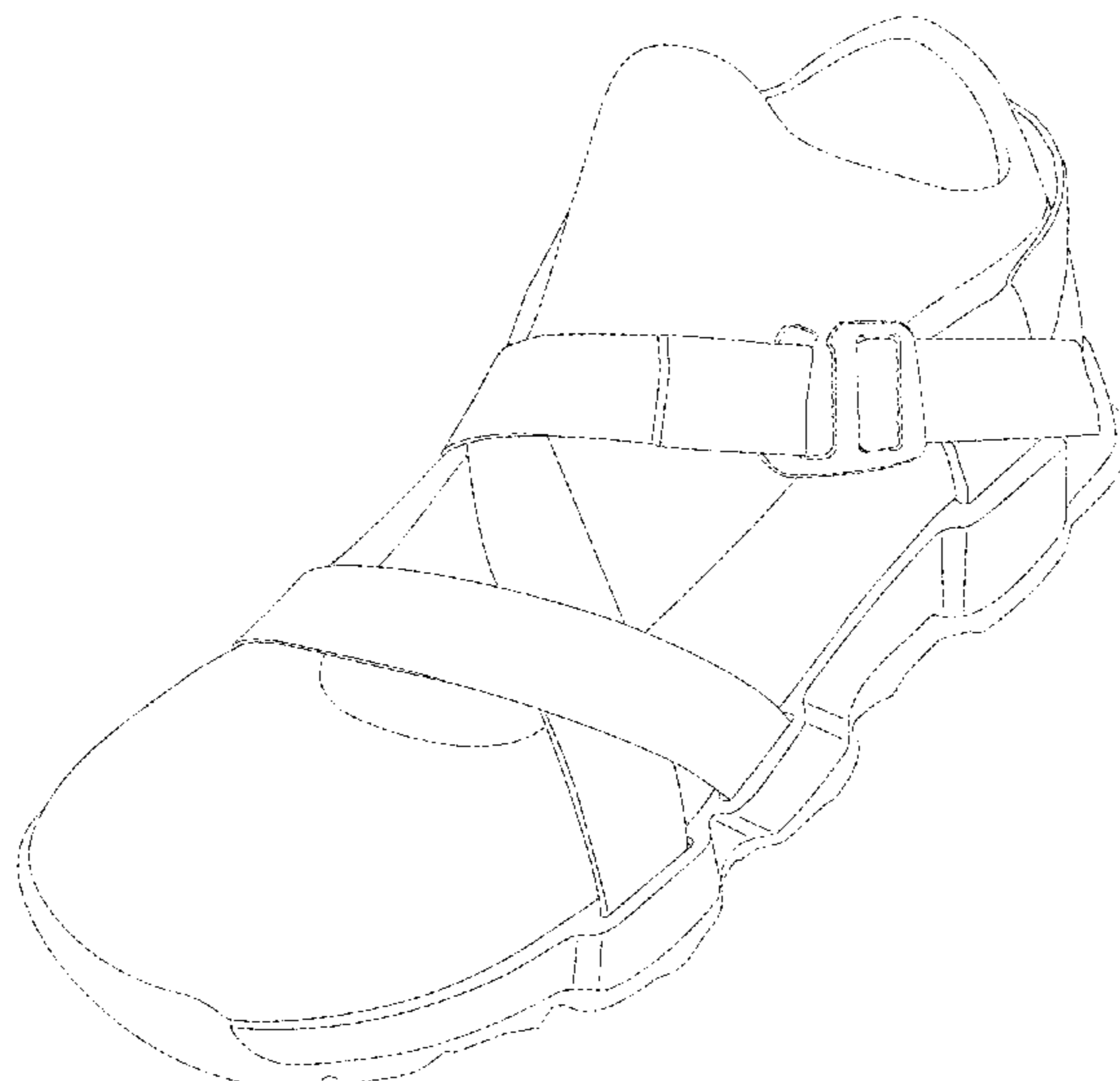
(57) **CLAIM**

The ornamental design for a footwear, as shown and described.

DESCRIPTION

FIG. 1 is a perspective view of the footwear embodying the new design;
FIG. 2 is a top view thereof;
FIG. 3 is a right side view thereof;
FIG. 4 is a left side view thereof;
FIG. 5 is a front view thereof; and,
FIG. 6 is a rear view thereof.
FIGS. 1-6 show features of an article of footwear in broken lines. These features are shown for environmental purposes and do not form any part of the claimed design. Further, the broken lines immediately adjacent the solid-line portions of the design form the boundary of the design, with the broken lines forming no part of the claimed design.

1 Claim, 5 Drawing Sheets



(56)

References Cited

U.S. PATENT DOCUMENTS

D566,930 S * 4/2008 Liow D2/916
 D569,594 S 5/2008 Horne et al.
 D644,010 S * 8/2011 Hill D2/969
 D665,981 S 8/2012 Hill et al.
 8,333,022 B2 12/2012 Crowley, II et al.
 D718,920 S * 12/2014 Jones D2/946
 D755,491 S 5/2016 Nakano
 D756,095 S 5/2016 Nakano
 D787,796 S * 5/2017 Spring D2/970
 D792,078 S * 7/2017 Greenspan D2/969
 D804,799 S * 12/2017 Petrenka D2/969
 D804,800 S * 12/2017 Petrenka D2/969
 D853,690 S * 7/2019 Taylor D2/908
 D857,370 S * 8/2019 Petrie D2/973
 D858,953 S * 9/2019 Sassi D2/907
 D875,379 S * 2/2020 Makere D2/973
 D883,617 S * 5/2020 Spring D2/902
 D905,412 S * 12/2020 Fogg A43B 3/0073
 D2/969
 2019/0350304 A1 * 11/2019 Velazquez A43B 5/00

OTHER PUBLICATIONS

SanKuanz's Strap-On Sneaker Protector downloaded from <https://www.designboom.com/design/sankuanz-shoes-sneaker-protector-sandal-paris-mens-fashion-week-01-31-2018/> on Oct. 5, 2018.
 CAT Footwear 1997 Catalog, p. 37.
 Merrell Sandals Spring, Summer 1996, p. 4.
 Hy-Test 1998 Catalog, p. 69.
 Merrell Performance Footwear Spring 2000 Catalog, p. 41.
 Harley Davidson 2000 Catalog, p. 33.
 BATES 2007 Catalog, p. 20.
 Wolverine 2000 Catalog, Rubber Section, p. 1.
 CAT Footwear 2008 Catalog, pp. 10, 11.
 U.S. Department of Homeland Security, U.S. Customs and Border Protection, What Every Member of the Trade Community Should Know About: Footwear, An Informed Compliance Publication, Apr. 2012.

* cited by examiner



Fig. 1

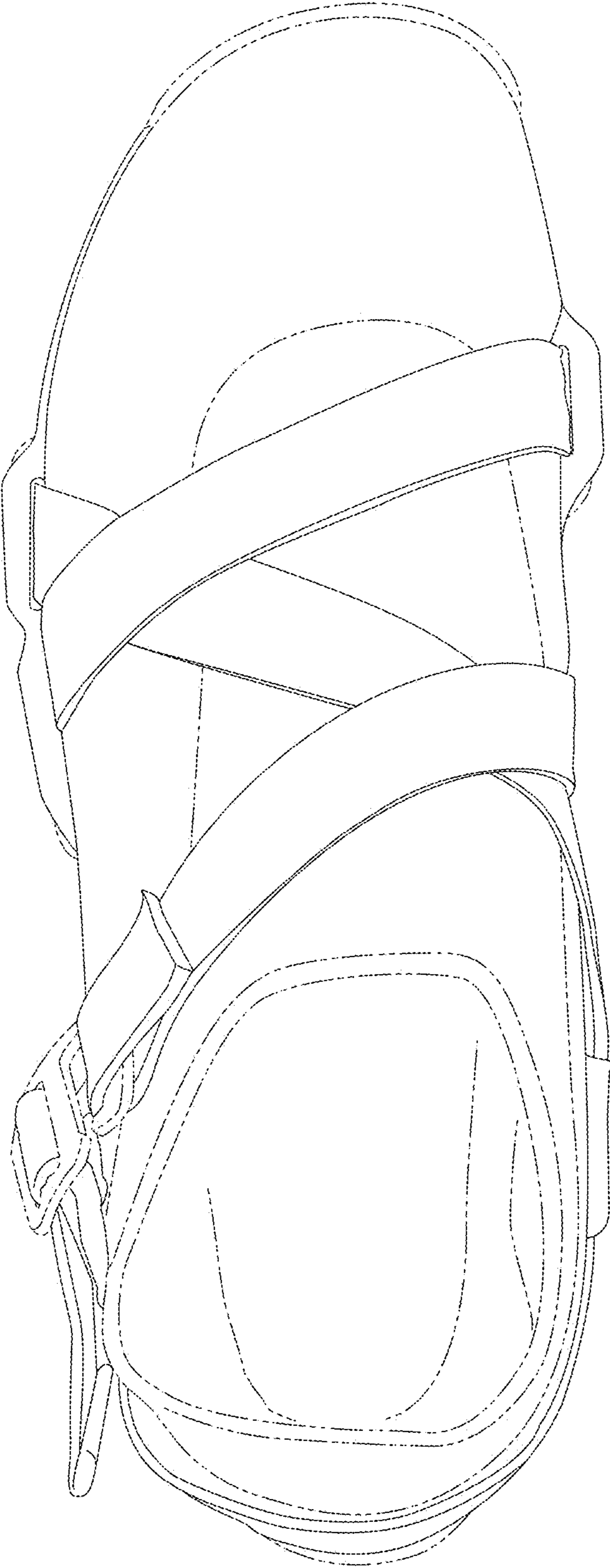


Fig. 2

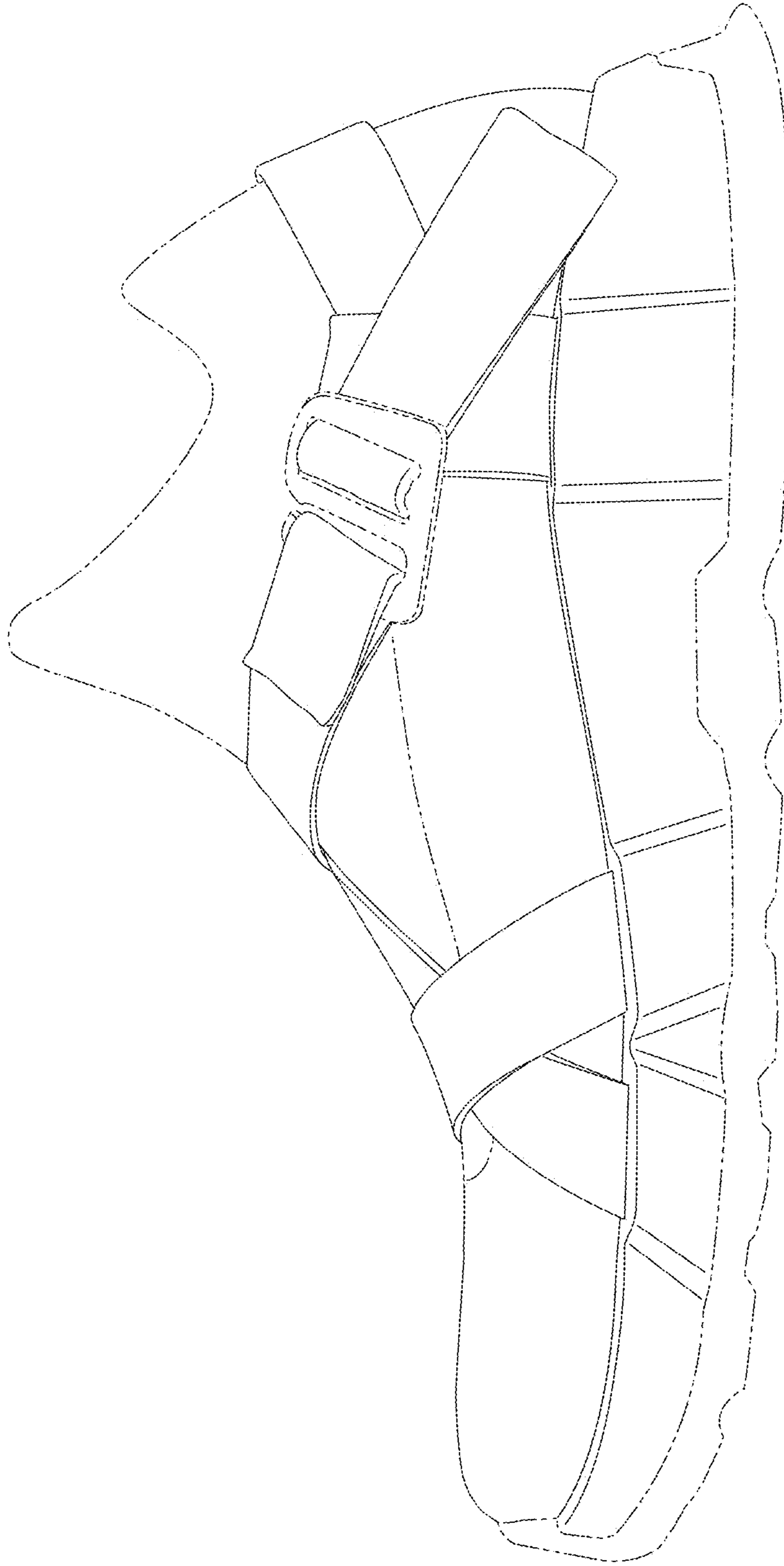


Fig. 3

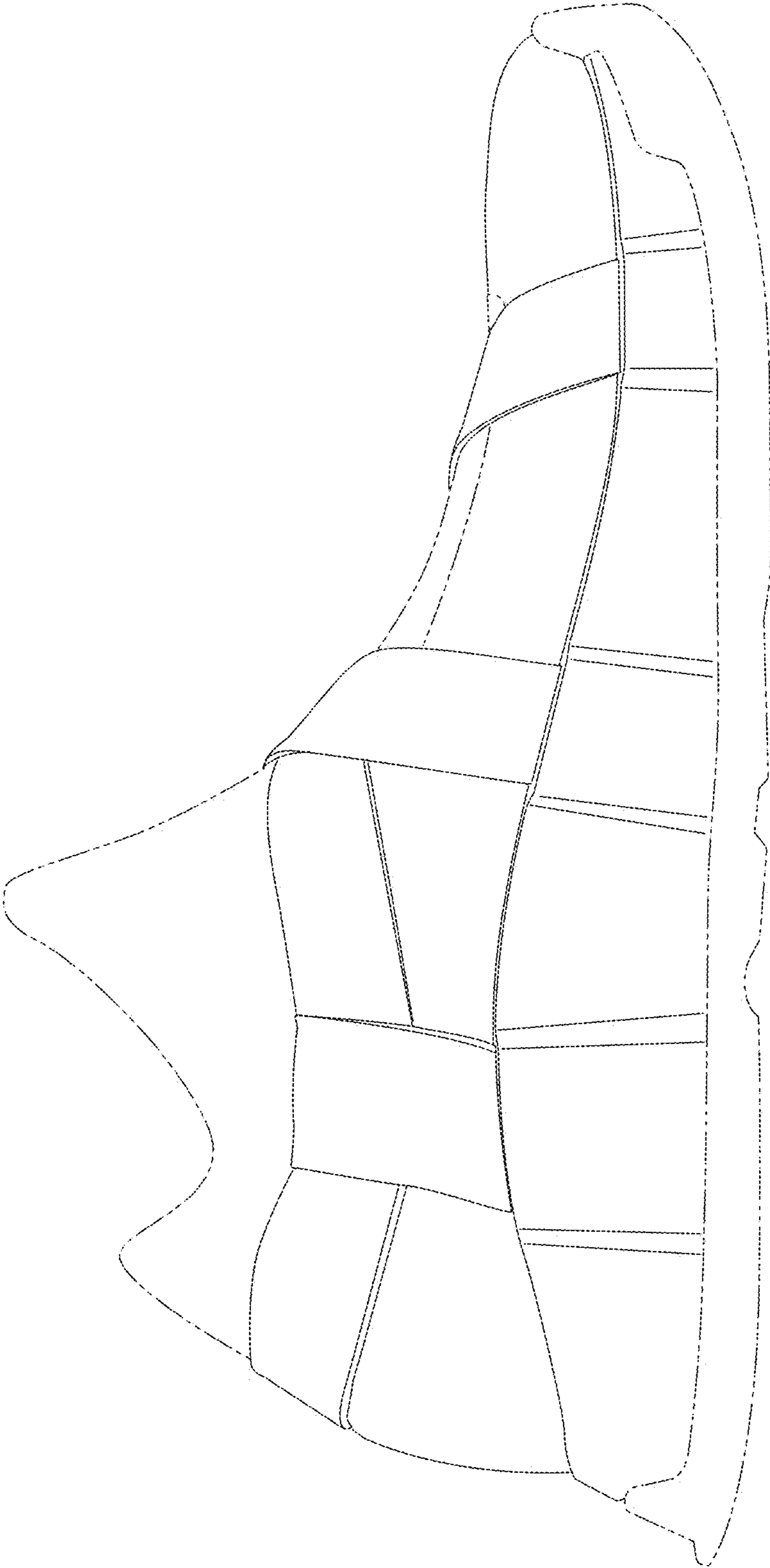


Fig. 4

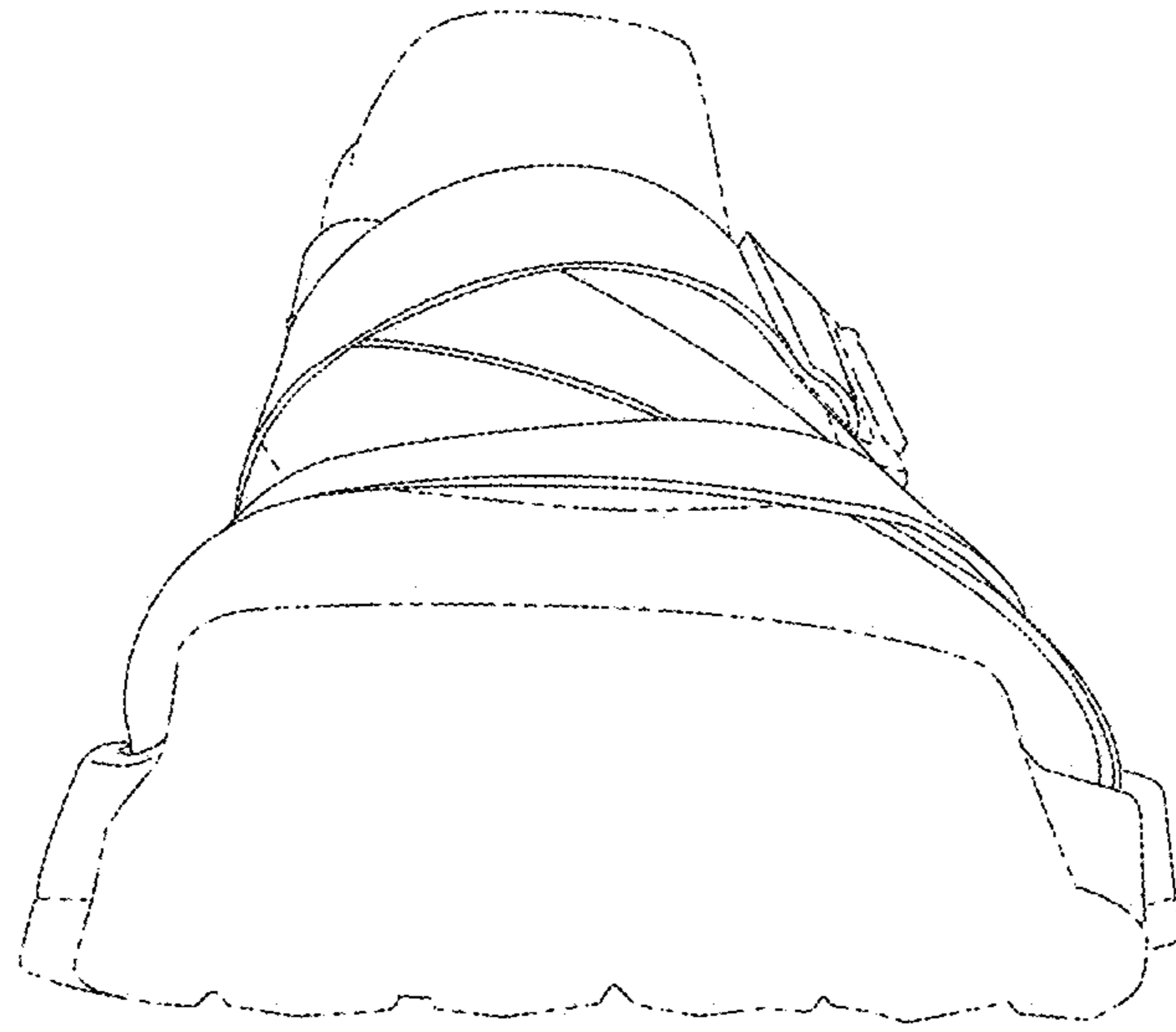


Fig. 5

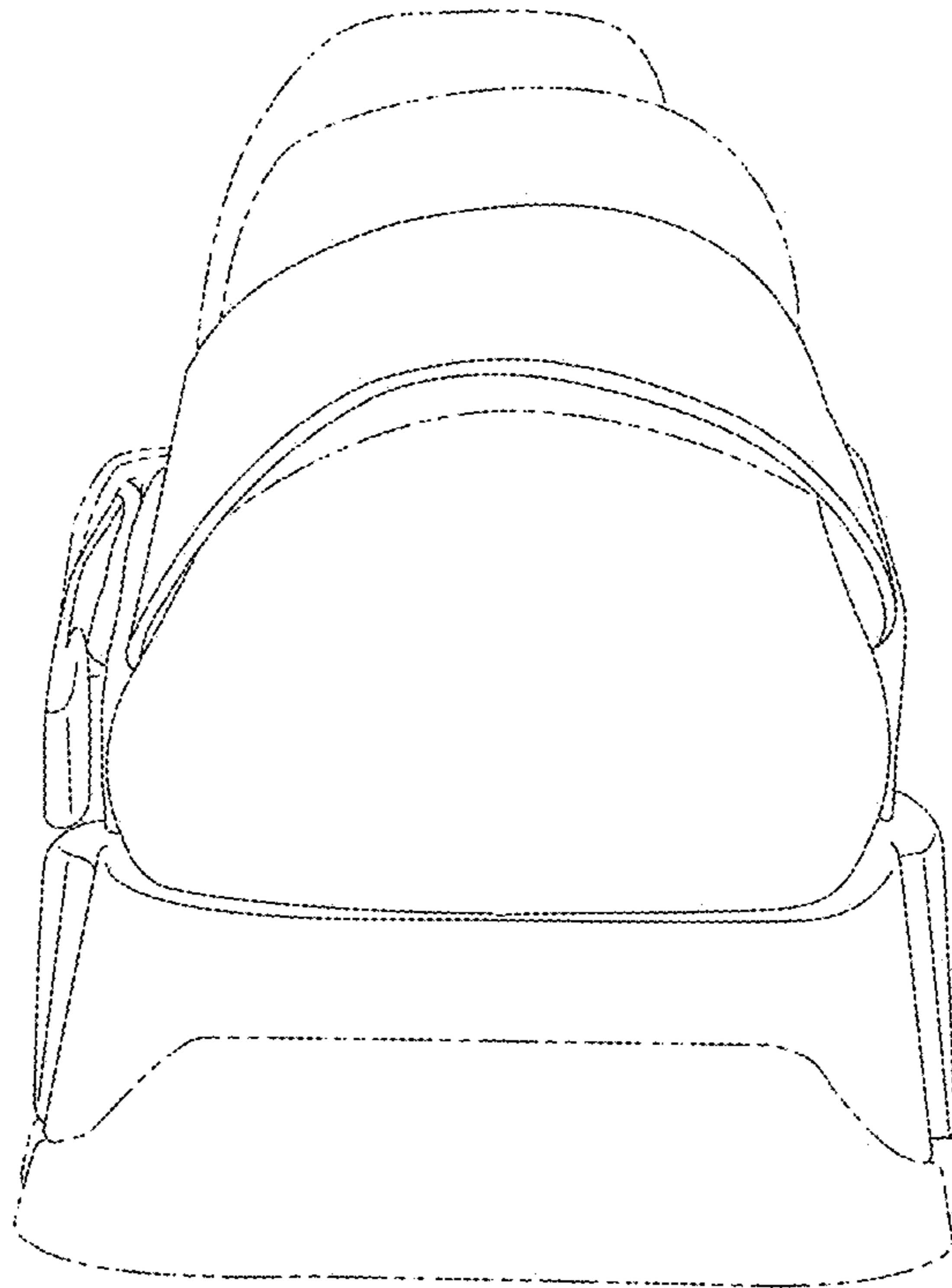


Fig. 6