

US00D947512S

(12) **United States Design Patent** (10) **Patent No.:** **US D947,512 S**  
**Falken** (45) **Date of Patent:** **\*\* \*Apr. 5, 2022**

- (54) **COVER FOR A SHOE INSOLE**
- (71) Applicant: **O2 Partners, LLC**, Amherst, MA (US)
- (72) Inventor: **Robert Falken**, Solana Beach, CA (US)
- (73) Assignee: **O2 Partners, LLC**, Amherst, MA (US)
- (\* ) Notice: This patent is subject to a terminal disclaimer.
- (\*\*) Term: **15 Years**
- (21) Appl. No.: **29/771,645**
- (22) Filed: **Feb. 24, 2021**

D136,180 S	8/1943	Kane	
2,478,039 A	8/1949	Butler	
2,559,014 A *	7/1951	Fortier .....	A43B 17/00 36/44
4,069,515 A	1/1978	Swallow et al.	
D260,196 S	8/1981	Plagenhoef	
D261,570 S	11/1981	Gordon et al.	
D275,715 S	10/1984	Boone	
4,682,425 A *	7/1987	Simmons .....	A43B 17/02 36/127
D292,345 S	10/1987	Hubbard	
D297,282 S	8/1988	Fox	
4,813,162 A *	3/1989	Harris .....	A43B 3/108 36/11.5
D365,920 S	1/1996	Schneider	
6,484,419 B1	11/2002	Rohde et al.	

(Continued)

**Related U.S. Application Data**

- (63) Continuation of application No. 29/692,028, filed on May 22, 2019.
- (51) **LOC (13) Cl.** ..... **02-04**
- (52) **U.S. Cl.**  
USPC ..... **D2/961**
- (58) **Field of Classification Search**  
USPC ..... D2/914, 927, 946, 947, 961, 976, 980,  
D2/989; 36/43, 44  
CPC ..... A43B 7/141; A43B 13/12; A43B 17/02;  
A43B 7/1425; A43B 3/108; A43B 17/00;  
A43B 7/142  
See application file for complete search history.

**References Cited**

**U.S. PATENT DOCUMENTS**

985,666 A *	2/1911	Durieu .....	A43B 7/142 36/165
1,351,726 A	8/1920	Story	
1,588,011 A	6/1926	Campbell	
2,070,814 A *	2/1937	Stemmons .....	A43B 7/142 36/165
2,123,567 A *	7/1938	Gilbert .....	A43B 13/12 12/142 D

**FOREIGN PATENT DOCUMENTS**

CN	304324221	* 10/2017
GB	6039461	7/2018

(Continued)

*Primary Examiner* — Cynthia Ramirez

(74) *Attorney, Agent, or Firm* — Morgan, Lewis & Bockius LLP

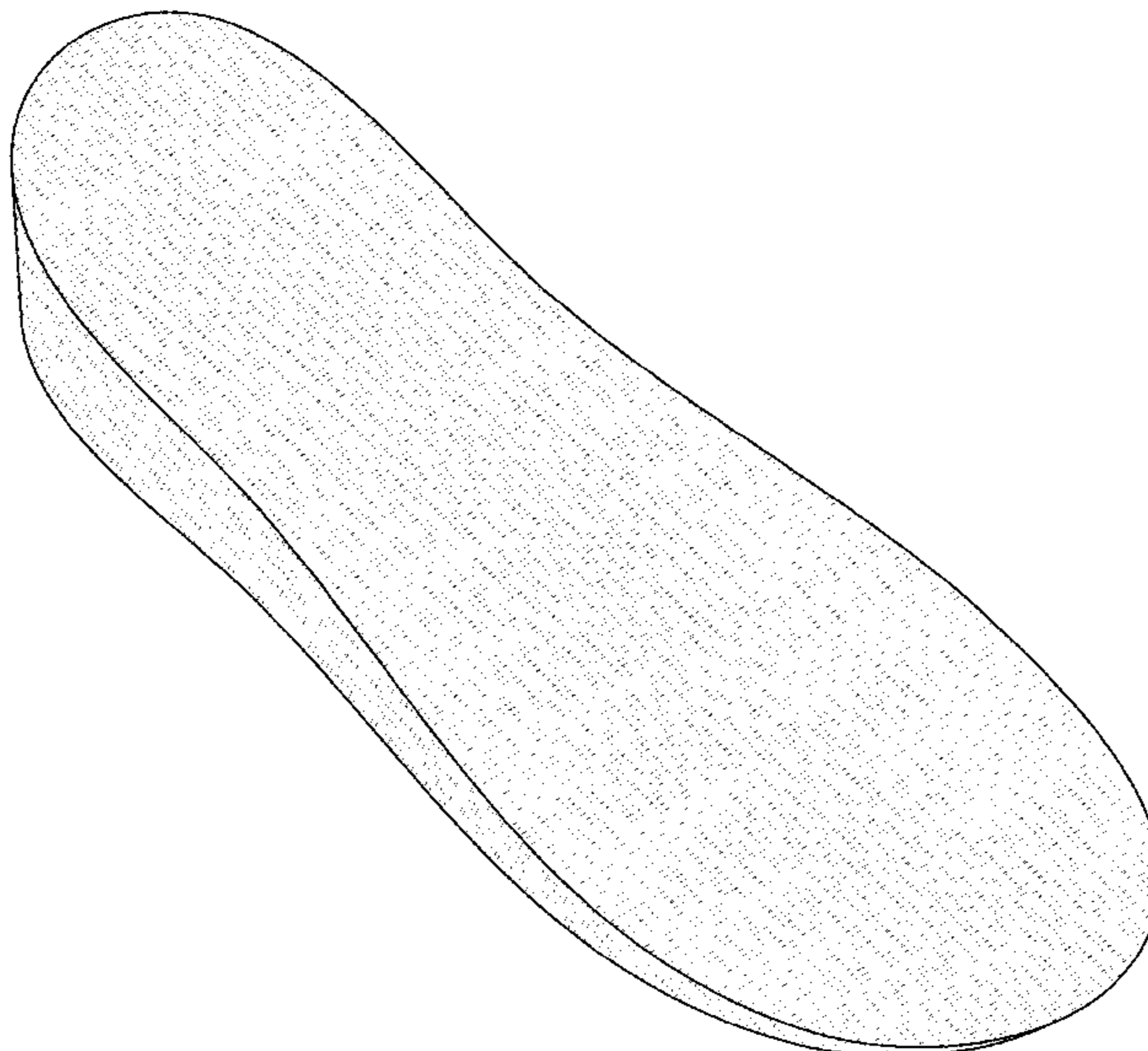
(57) **CLAIM**

The ornamental design for a cover for a shoe insole, as shown and described.

**DESCRIPTION**

FIG. 1 is a front perspective view of a cover for a shoe insole in use showing my new design; FIG. 2 is a top elevational view thereof; and, FIG. 3 is a bottom elevational view thereof. All of the surfaces of the cover for a shoe insole upon which the broken lines are shown form part of the claimed design. The broken lines form no part of the claimed design.

**1 Claim, 3 Drawing Sheets**



(56)

**References Cited**

U.S. PATENT DOCUMENTS

7,581,336	B2 *	9/2009	Segalin .....	A43B 7/141
				36/166
7,681,333	B2 *	3/2010	Dardinski .....	A43B 7/1425
				36/100
D654,667	S *	2/2012	Jennings .....	D2/906
D658,856	S *	5/2012	Van Zyll De Jong .....	D2/946
D675,412	S *	2/2013	Klein .....	D2/961
D738,600	S *	9/2015	Vasyli .....	D2/951
D739,128	S	9/2015	Vasyli	
D746,033	S *	12/2015	Cherneski .....	D2/961
D775,802	S	1/2017	Takahashi	
D862,861	S	10/2019	Buck et al.	
D862,865	S	10/2019	Buck et al.	
2007/0214680	A1	9/2007	Marion	
2008/0184593	A1	8/2008	Draghiceanu	
2009/0277042	A1	11/2009	Glover	
2012/0304493	A1	12/2012	Hudson et al.	
2015/0040427	A1	2/2015	Sanders	

FOREIGN PATENT DOCUMENTS

IN	307223-001	2/2019
JP	D14457133	* 12/2012
KR	300955870.0000	5/2018
WO	2007106853	9/2007

\* cited by examiner

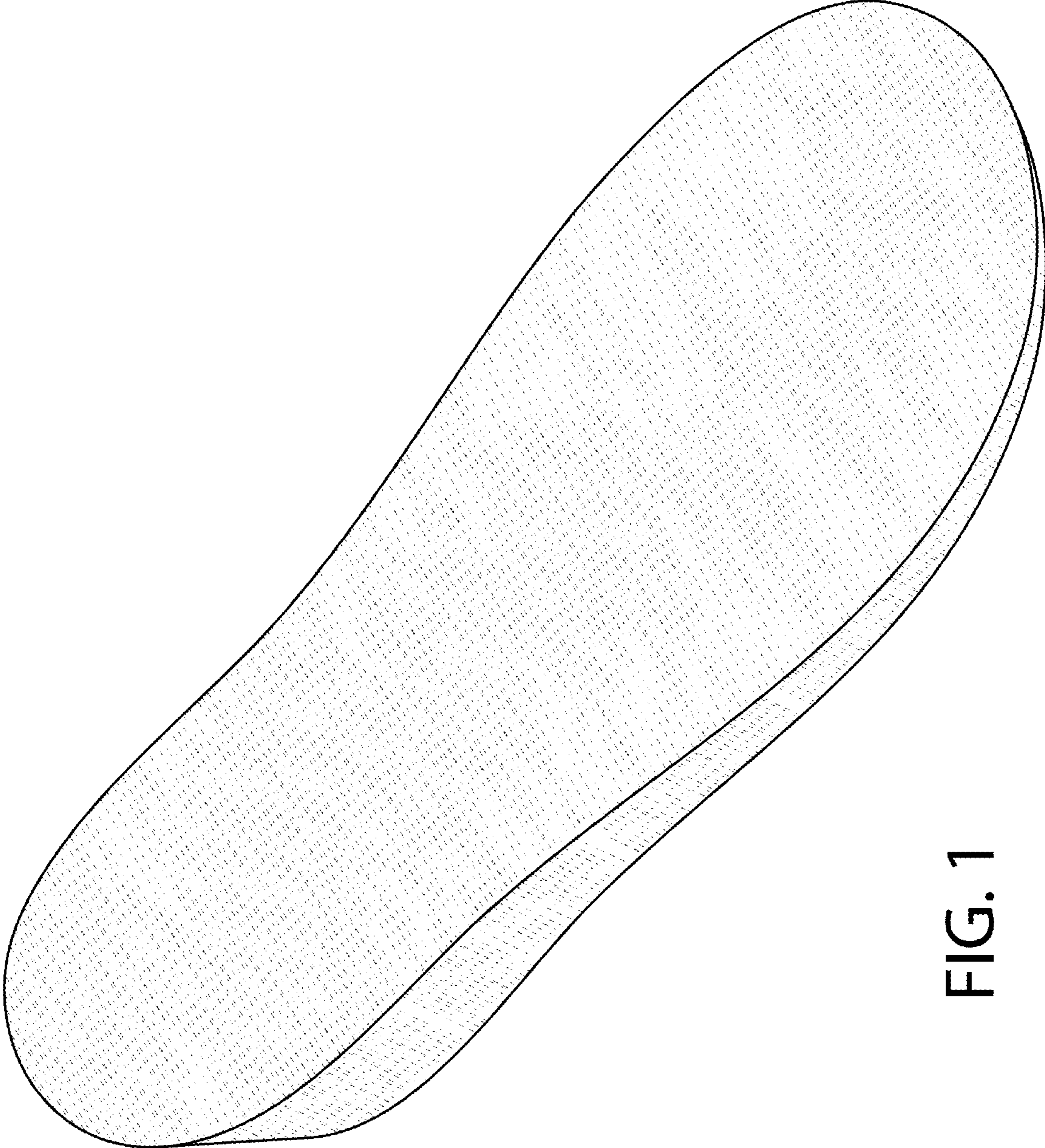


FIG. 1

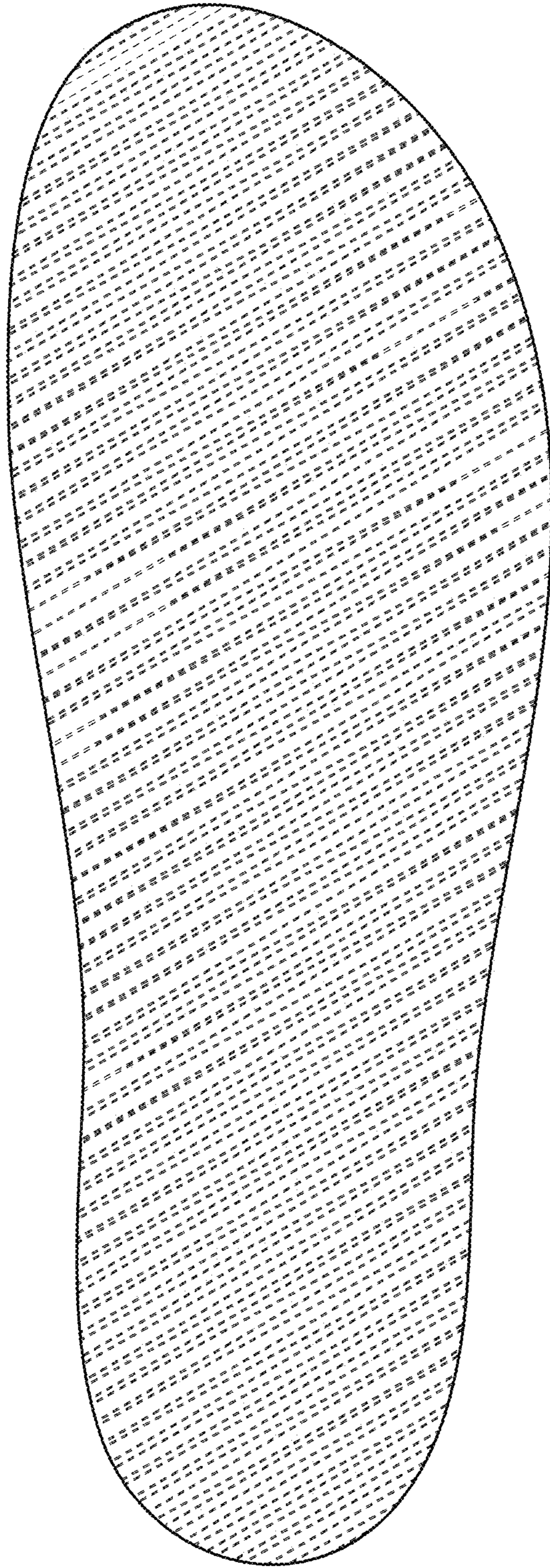


FIG. 2

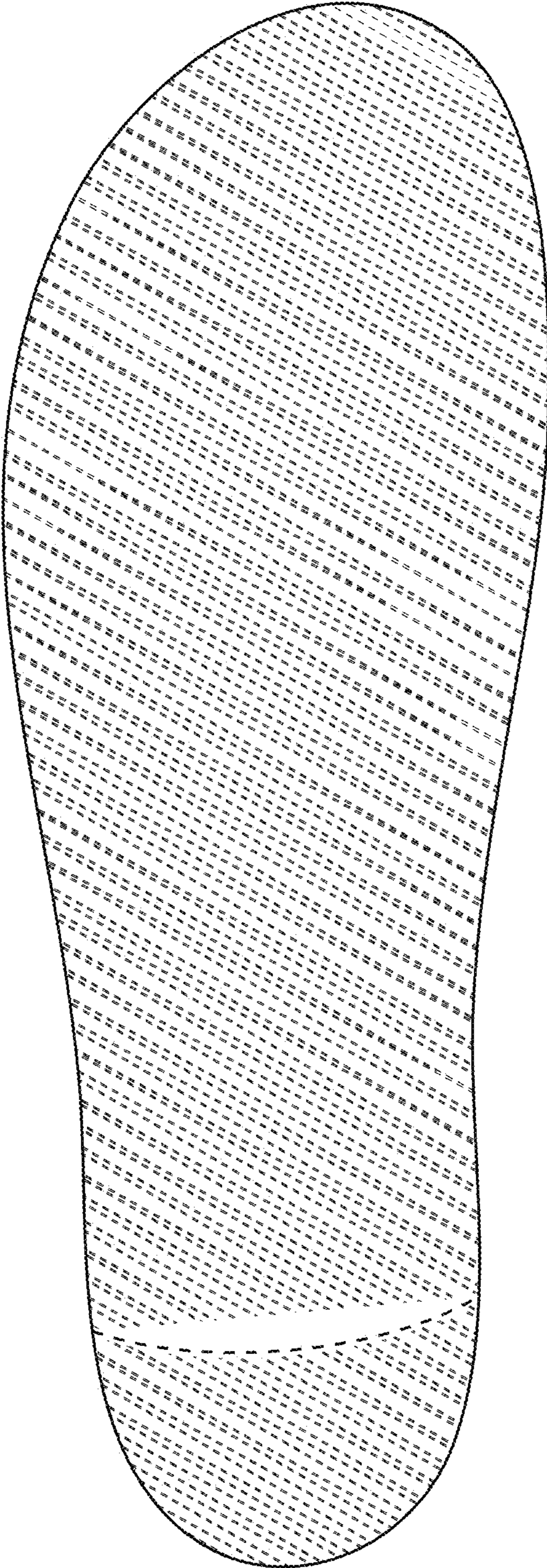


FIG. 3