



US00D947503S

(12) **United States Design Patent**
Miranda et al.

(10) **Patent No.:** **US D947,503 S**
(45) **Date of Patent:** **** Apr. 5, 2022**

(54) **CONCEALED STITCHABLE POUCH WITH INTEGRATED TUBE FOR A HEADGEAR**

(71) Applicants: **Clariza A. Miranda**, Los Angeles, CA (US); **Ervin S. Miranda**, Los Angeles, CA (US)

(72) Inventors: **Clariza A. Miranda**, Los Angeles, CA (US); **Ervin S. Miranda**, Los Angeles, CA (US)

(**) Term: **15 Years**

(21) Appl. No.: **29/691,403**

(22) Filed: **May 16, 2019**

(51) **LOC (13) Cl.** **02-03**

(52) **U.S. Cl.**
USPC **D2/891**

(58) **Field of Classification Search**
USPC D2/865, 866, 867, 868, 869, 870, 871, D2/872, 873, 874, 875, 876, 877, 878, D2/879, 880, 881, 882, 883, 884, 885, D2/886, 887, 888, 889, 890, 891, 892, D2/893, 894, 895; D3/224, 229, 262; D21/796; D22/108; D28/37, 41; D12/223; D19/64
CPC A42B 1/00; A42B 1/004; A42B 1/006; A42B 1/04; A42B 1/046; A42B 1/06; A42B 1/248
See application file for complete search history.

(56) **References Cited**

U.S. PATENT DOCUMENTS

D165,280 S 11/1951 Neal
D175,846 S * 10/1955 Marsden D2/869
3,077,051 A * 2/1963 Quinones, Jr. A63H 33/00
446/27
3,106,184 A * 10/1963 Shea A42B 1/12
116/209

3,381,309 A * 5/1968 Cohen A42B 1/006
2/207
5,027,992 A * 7/1991 Murray, III G09F 21/02
224/181
D336,543 S * 6/1993 Murray, III D2/871
(Continued)

FOREIGN PATENT DOCUMENTS

KR 200193287 Y1 8/2000
KR 20170001007 U 3/2017

OTHER PUBLICATIONS

“Hat Flags” by Oempromo, Found Online on [Apr. 30, 2019] http://photo.oempromo.com/Prod_009/Hat-Flags--Rectangle-Singles---Flexographically-Printed-_41402710.jpg.

(Continued)

Primary Examiner — Jasmine Mlinarcik
(74) *Attorney, Agent, or Firm* — Legalforce RAPC Worldwide

(57) **CLAIM**

The ornamental design for a concealed stitchable pouch with integrated tube for a headgear, as shown and described.

DESCRIPTION

FIG. 1 is a front elevational view for a concealed stitchable pouch with integrated tube for a headgear, showing our new design;

FIG. 2 is a rear elevational view of FIG. 1 thereof;

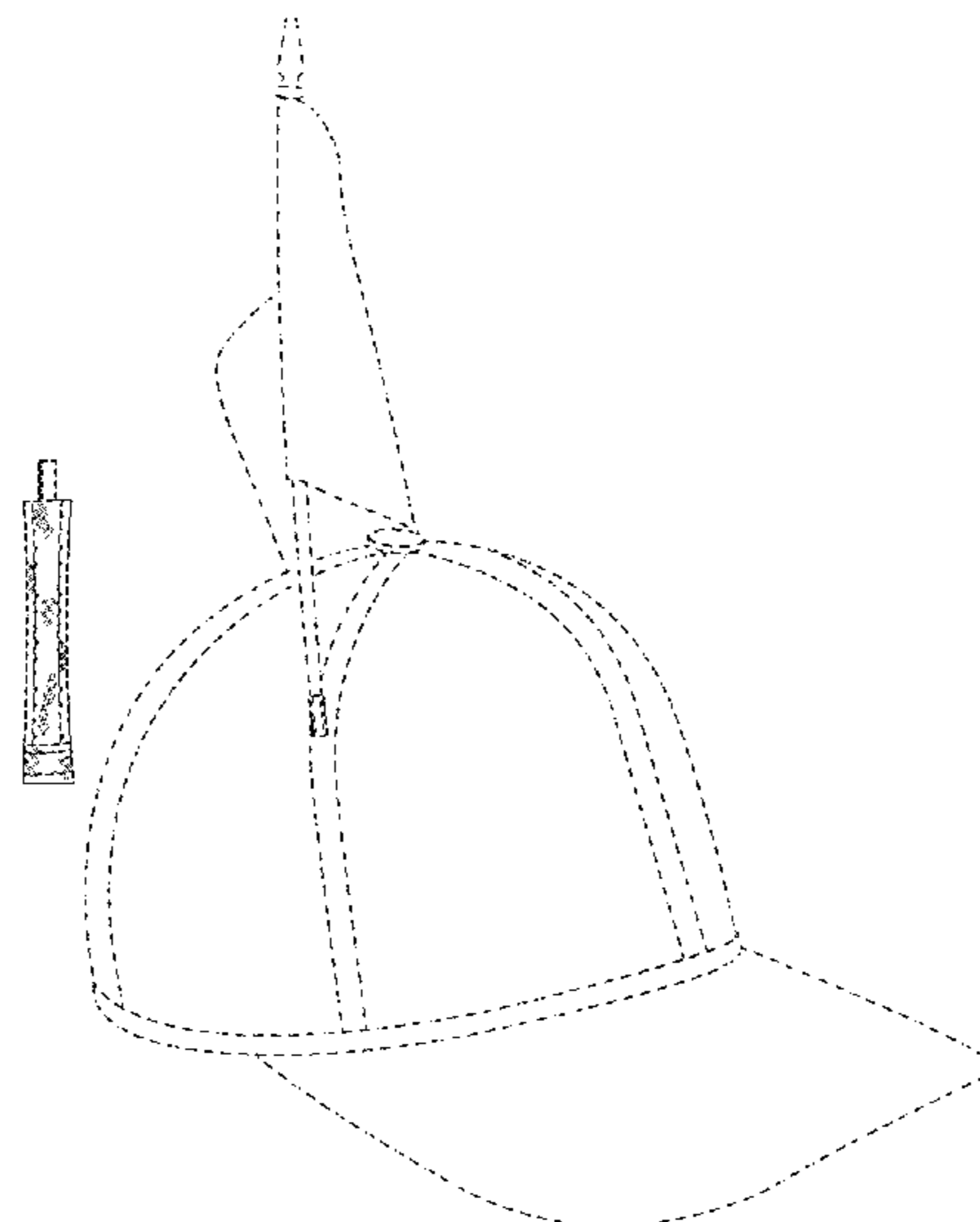
FIG. 3 is a front perspective view of FIG. 1 thereof, in an in-use configuration with the pouch sewn in the interior spine of the headgear; and,

FIG. 4 is a bottom perspective view thereof.

The broken line outline of the headgear and flag in FIGS. 3 and 4 assist to illustrate the environment of the claimed design and do not form part of the claimed design.

The crosshatch shading on the stitchable pouch represents the fabric and does not represent any particular color, material, texture, pattern, or finish.

1 Claim, 3 Drawing Sheets



(56)

References Cited

U.S. PATENT DOCUMENTS

5,682,615 A * 11/1997 Wahl A42B 1/004
2/175.3

5,881,391 A 3/1999 Mullaney

5,903,925 A 5/1999 Engebretson

D455,860 S 7/2002 Bussell

D485,969 S * 2/2004 Wade D2/894

6,874,167 B1 4/2005 Leszczynski

D509,046 S * 9/2005 Patterson D2/866

7,234,411 B1 6/2007 Butler

D571,982 S * 7/2008 Kirby D2/882

D601,330 S * 10/2009 Bishop D2/882

D615,733 S * 5/2010 Chappell D2/886

7,904,970 B2 * 3/2011 Thomas A42B 1/247
2/209.13

7,979,921 B2 * 7/2011 Cotutsca A42B 1/247
2/209.13

8,510,916 B2 8/2013 Kinvi

D759,946 S * 6/2016 Yurevich D2/891

9,454,922 B1 * 9/2016 Norris G09F 17/00

D778,355 S * 2/2017 Magness D19/64

10,088,694 B1 * 10/2018 Casperson G02C 5/14

D844,533 S * 4/2019 Moon D12/223

2008/0295295 A1 12/2008 Rogers

2010/0058972 A1 3/2010 Kinvi

2014/0315661 A1 * 10/2014 Brown A63B 57/203
473/409

2017/0280806 A1 10/2017 Dresel

2018/0199650 A1 * 7/2018 Kim A42B 1/24

2020/0107603 A1 * 4/2020 Gnoza F42B 39/02

OTHER PUBLICATIONS

“Bobcaps” by John Frank, Found Online on [Apr. 30, 2019] <http://bobcaps.com/wp-content/uploads/2018/01/Trump-Bobcaps-3.jpg>.

“US Patch Adjustable Plain Trucker Baseball Cap Hats” by Pit Bull, Found Online on [Apr. 30, 2019] https://images-na.ssl-images-amazon.com/images/I/81PkRL-VyVL._AC_UY700_.jpg.

U.S. Trademark Serial No. 88398456; Mark—Flagahat Filing date: Apr. 23, 2019 Publication date: Aug. 6, 2019.

U.S. Trademark Serial No. 88421041; Logo Mark—Flagahat Filing date: May 8, 2019 Publication date: Aug. 6, 2019.

* cited by examiner

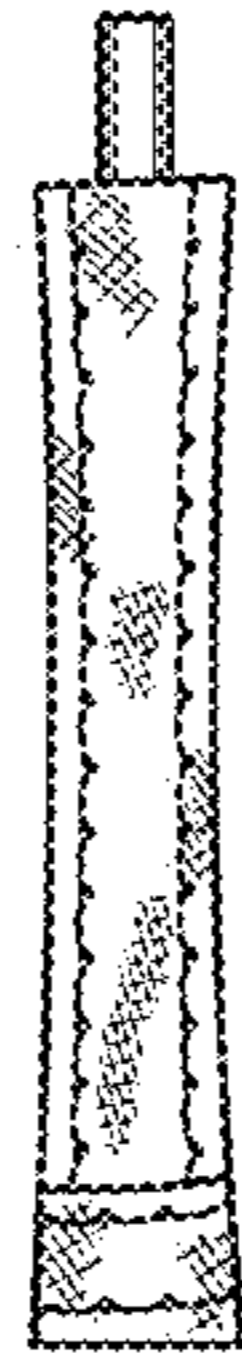


FIG. 1




FIG. 2

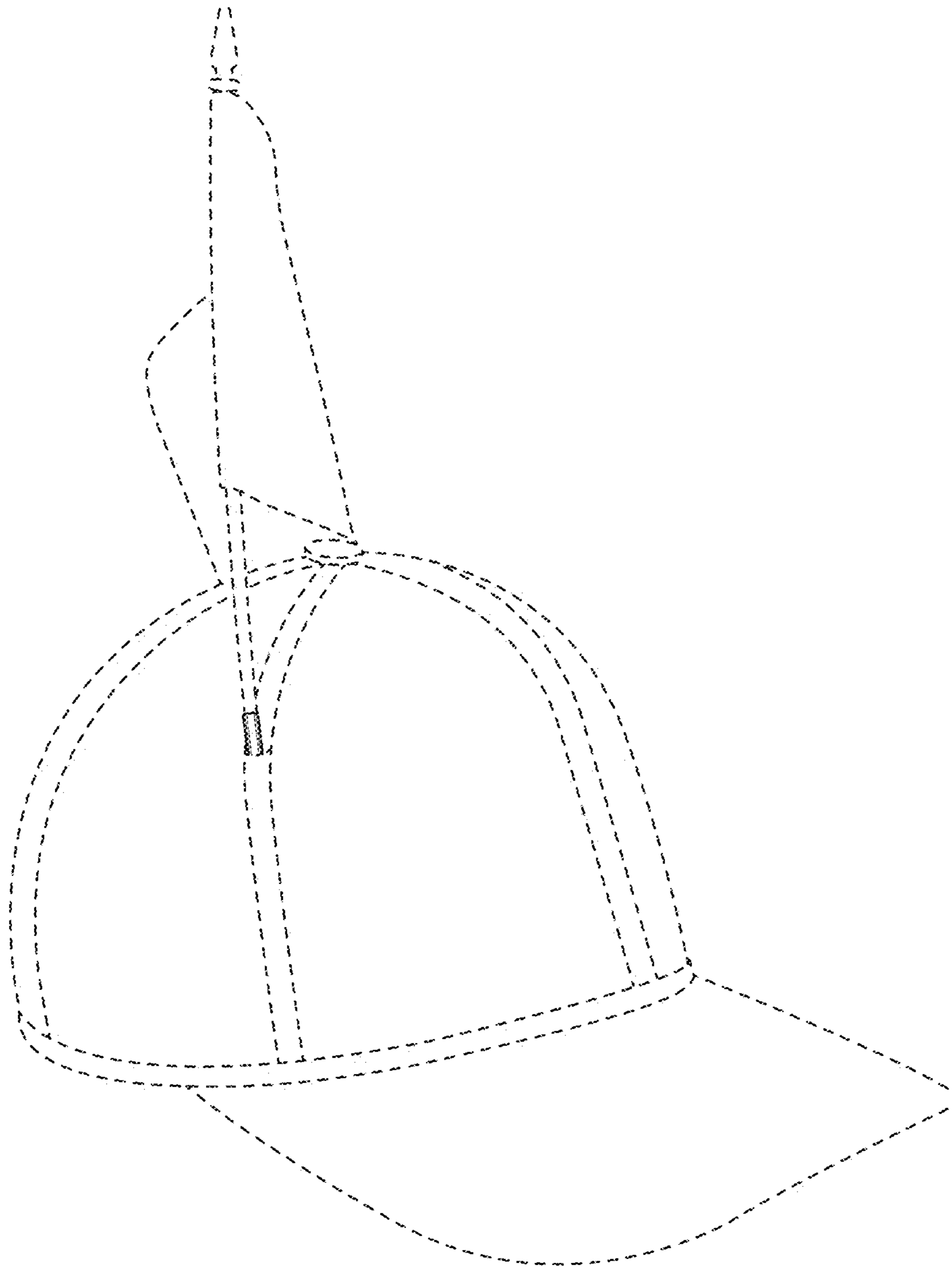


FIG. 3

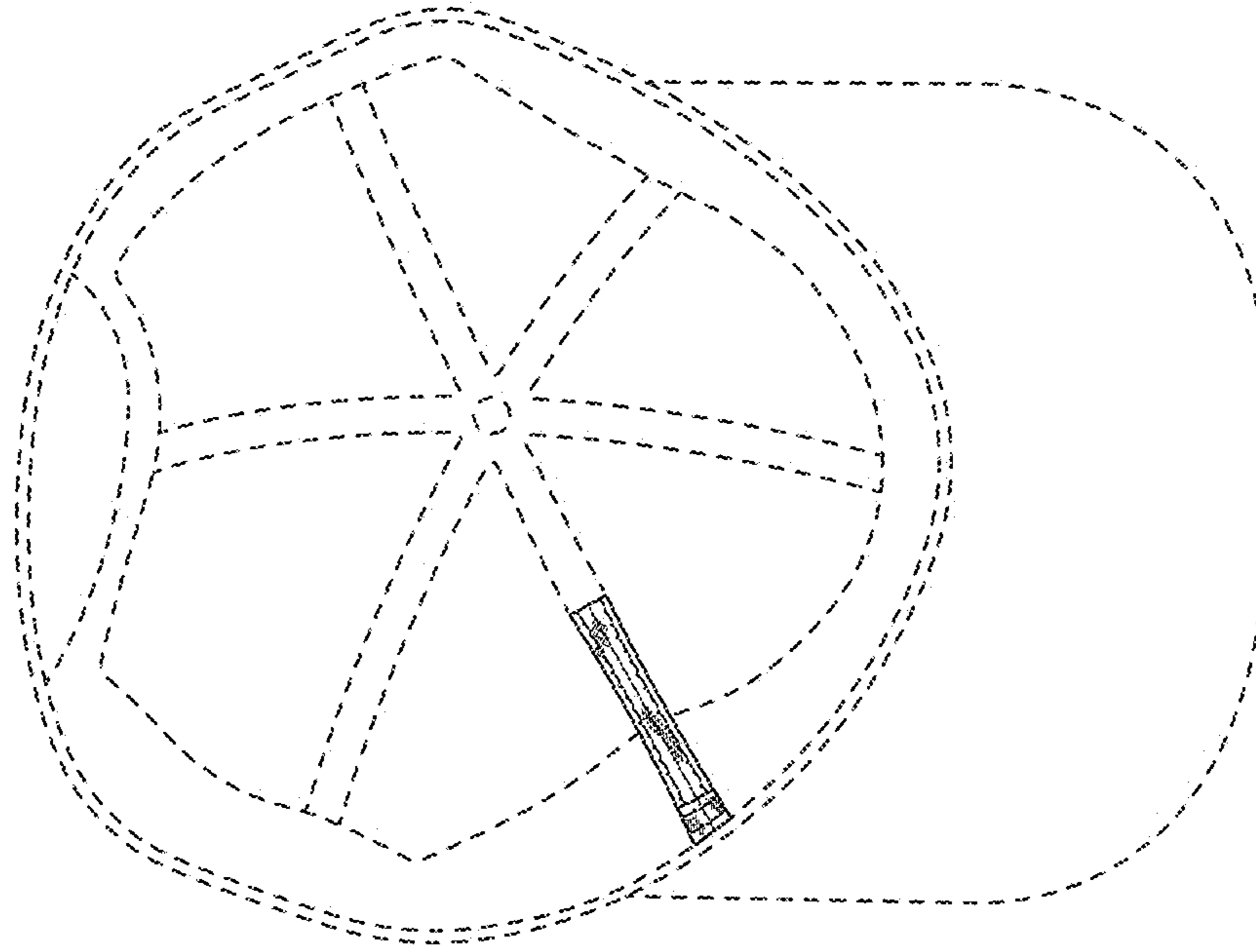


FIG. 4