



US00D947423S

(12) **United States Design Patent**
Hu

(10) **Patent No.:** **US D947,423 S**
(45) **Date of Patent:** **** Mar. 29, 2022**

(54) **LIGHT WITH CONTROL BOX**

(71) Applicant: **Yang Hu**, Changde (CN)

(72) Inventor: **Yang Hu**, Changde (CN)

(**) Term: **15 Years**

(21) Appl. No.: **29/759,536**

(22) Filed: **Nov. 23, 2020**

(51) **LOC (13) Cl.** **26-04**

(52) **U.S. Cl.**
USPC **D26/25**

(58) **Field of Classification Search**
USPC ... D26/1, 2, 4, 24, 25, 27, 37, 39, 110, 118;
D13/134
CPC A44C 15/0015; A01G 5/04; F21S 2/00;
F21S 4/00; F21S 4/10; F21S 4/15; F21K
9/00; F21V 21/00; F21V 33/008; F21W
2121/00; F21W 2121/04; G02B 6/0006;
G02B 6/0008; G02B 6/6001; G02B
6/4298; G09F 13/00
See application file for complete search history.

(56) **References Cited**

U.S. PATENT DOCUMENTS

- 3,968,398 A * 7/1976 Lehmann F21V 25/00
315/185 S
- 5,994,845 A * 11/1999 Gibboney, Jr. H02H 9/02
315/185 R
- D591,438 S * 4/2009 Hama D24/133
- 7,568,956 B1 * 8/2009 Tseng H01R 33/06
362/654
- D716,982 S * 11/2014 Corey D26/49
- 8,905,581 B1 * 12/2014 Pan F21V 19/002
362/249.08
- 9,306,352 B1 * 4/2016 Lin H01R 27/02
- D816,874 S 5/2018 Lentz et al.
- D825,793 S 8/2018 Lentz et al.
- D880,022 S 3/2020 Gong
- D889,696 S * 7/2020 Cao D26/25

- D908,933 S * 1/2021 Wu D26/25
- D910,216 S * 2/2021 Liu D26/25
- D910,890 S * 2/2021 Yang D26/25
- D914,253 S * 3/2021 Kuang D26/25
- D915,643 S * 4/2021 Liang D26/25
- D917,083 S * 4/2021 Zhou D26/25
- D917,084 S * 4/2021 Zhou D26/25
- D917,741 S * 4/2021 Kuang D26/25
- D919,131 S * 5/2021 Yang D26/25

(Continued)

FOREIGN PATENT DOCUMENTS

- EM 008321921-0001 * 12/2020
- EM 008321921-0008 * 12/2020

(Continued)

OTHER PUBLICATIONS

Festive Productions String Lights, Oct. 27, 2017, Amazon.co.uk, site visited Aug. 19, 2021 (retrieved Oct. 6, 2021), url: <https://www.amazon.co.uk/dp/B072FJ6ZLW> (Year: 2017).*

(Continued)

Primary Examiner — T Chase Nelson

Assistant Examiner — Rachel Wolfe

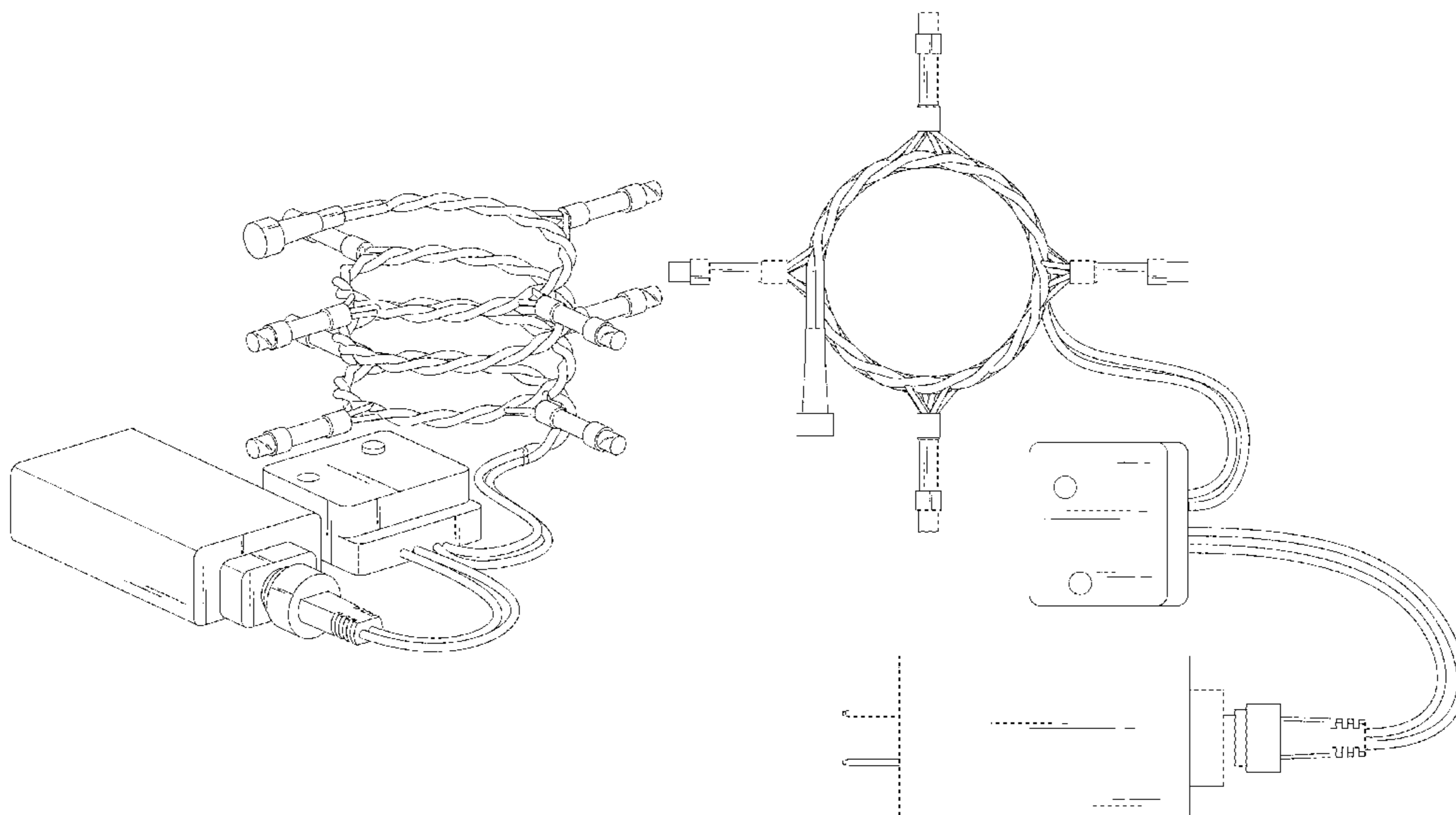
(57) **CLAIM**

The ornamental design for a light with control box, as shown and described.

DESCRIPTION

FIG. 1 is a perspective view of a light with control box showing my new design;
FIG. 2 is a top view thereof;
FIG. 3 is a left side view thereof;
FIG. 4 is a front view thereof;
FIG. 5 is a right side view thereof;
FIG. 6 is a back view thereof; and,
FIG. 7 is a bottom view thereof.

1 Claim, 7 Drawing Sheets



(56)

References Cited

U.S. PATENT DOCUMENTS

D921,936 S * 6/2021 Zhou D26/25
D924,448 S * 7/2021 Zhou H01R 33/06
D26/21
D924,449 S * 7/2021 Zhang D26/25
D925,781 S * 7/2021 Yong H01R 27/02
D26/25
D925,782 S * 7/2021 Yong F21S 4/10
D26/25
2014/0028201 A1* 1/2014 Chang F21S 4/10
315/185 R
2020/0158965 A1* 5/2020 Dinges G02B 6/42

FOREIGN PATENT DOCUMENTS

GB 9008321921-0001 * 12/2020
GB 9008321921-0008 * 12/2020

OTHER PUBLICATIONS

Lyhope Christmas Lights, Aug. 3, 2018, Amazon.com, site visited Oct. 1, 2021, url: <https://www.amazon.com/dp/B07G5C1TL6> (Year: 2018).*

Home Lighting 66ft Christmas Decorative Mini Lights, Oct. 13, 2019, Amazon.com, site visited Oct. 4, 2021, url: <https://www.amazon.com/dp/B07T6H1CH2/> (Year: 2019).*

* cited by examiner

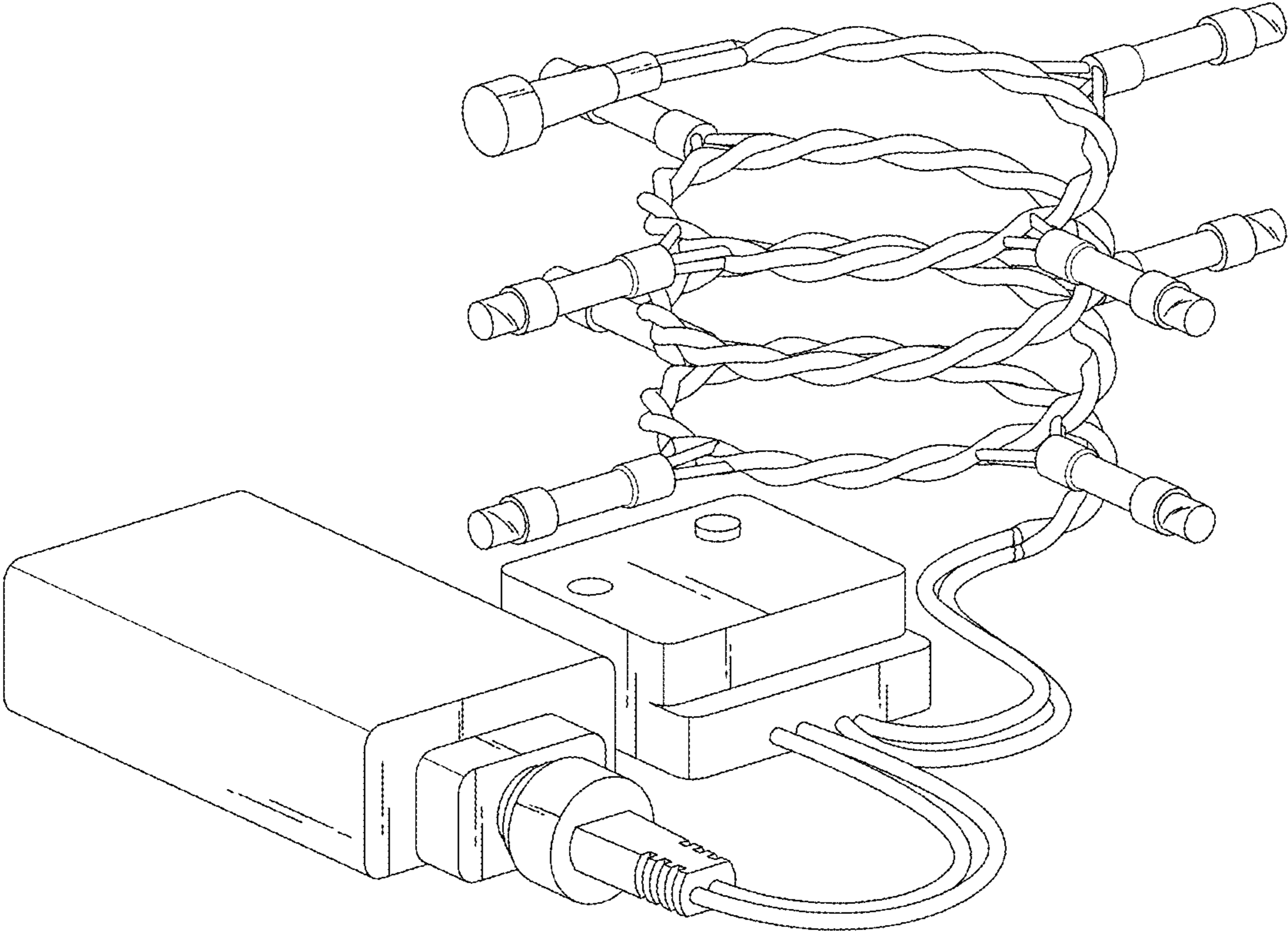


FIG.1

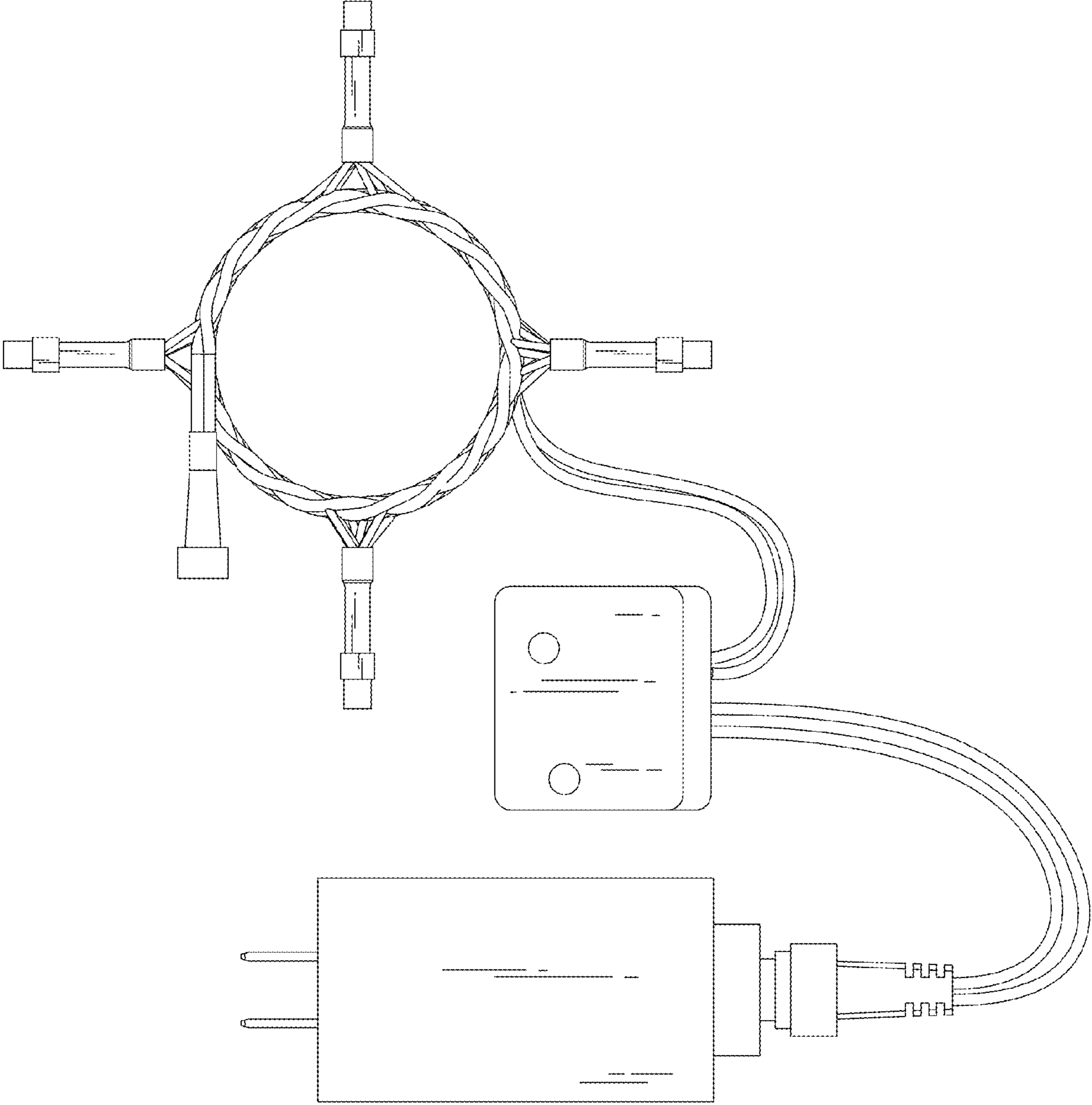


FIG.2

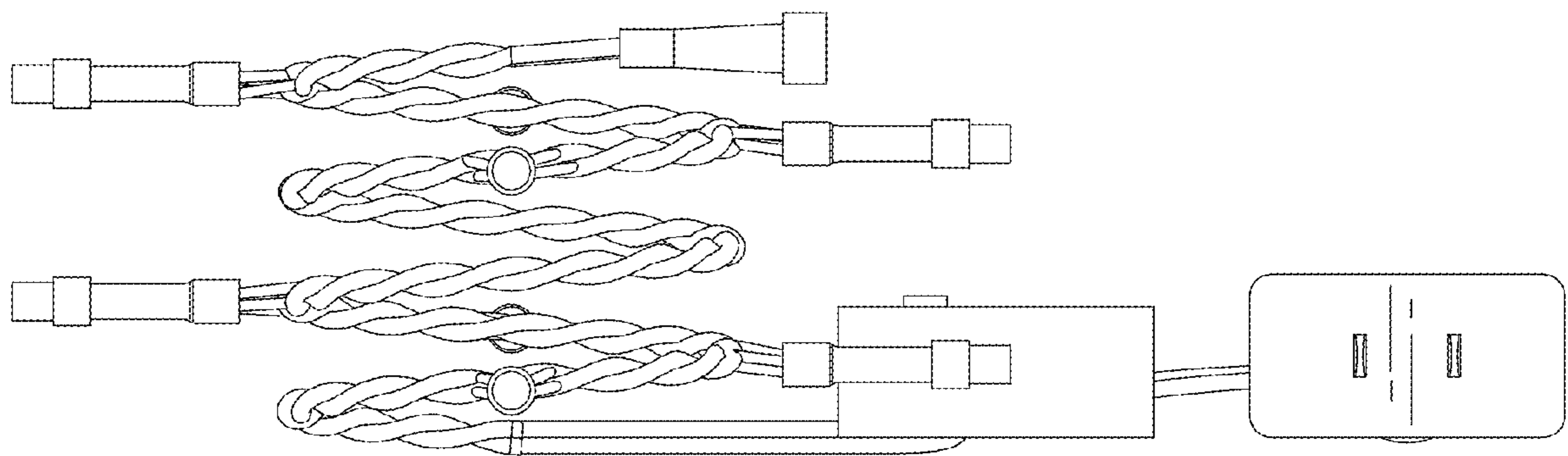


FIG. 3

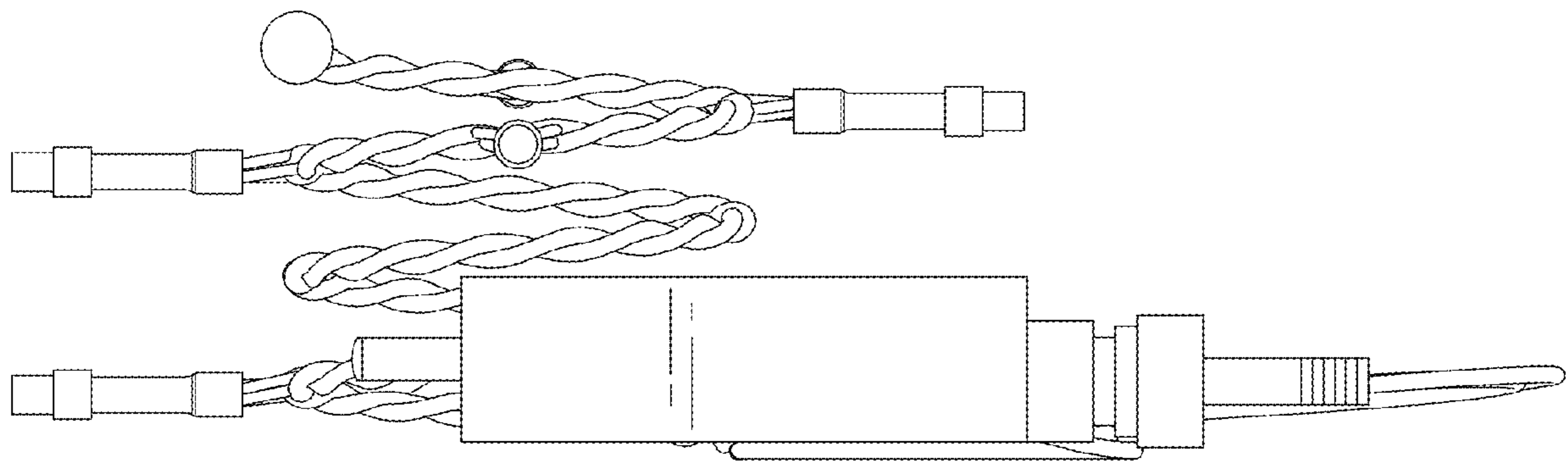


FIG.4

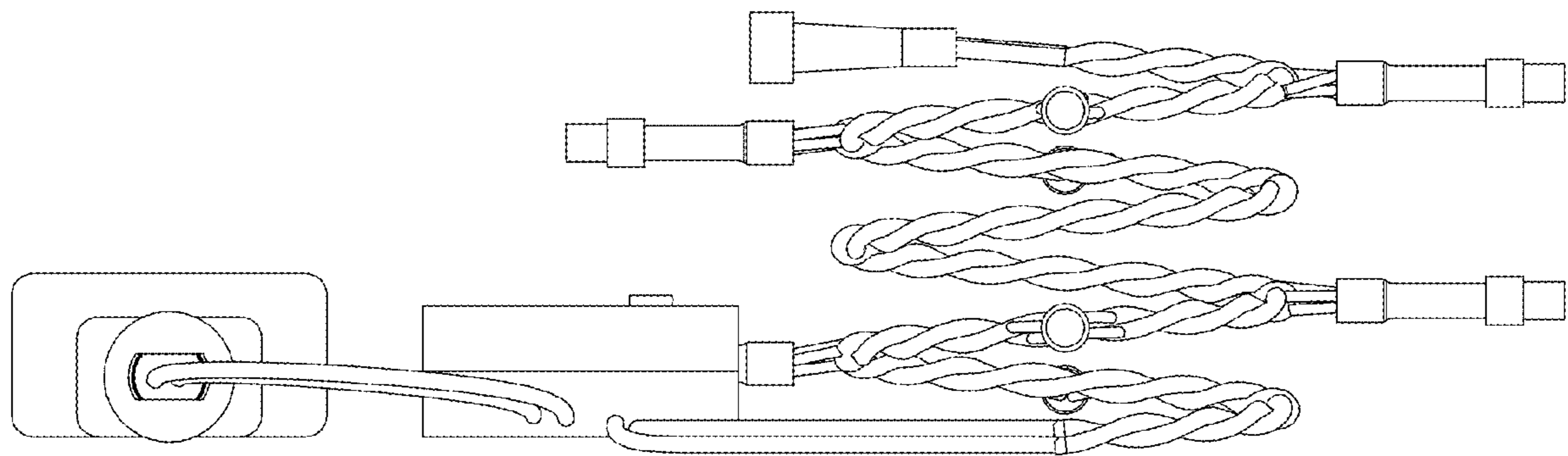


FIG.5

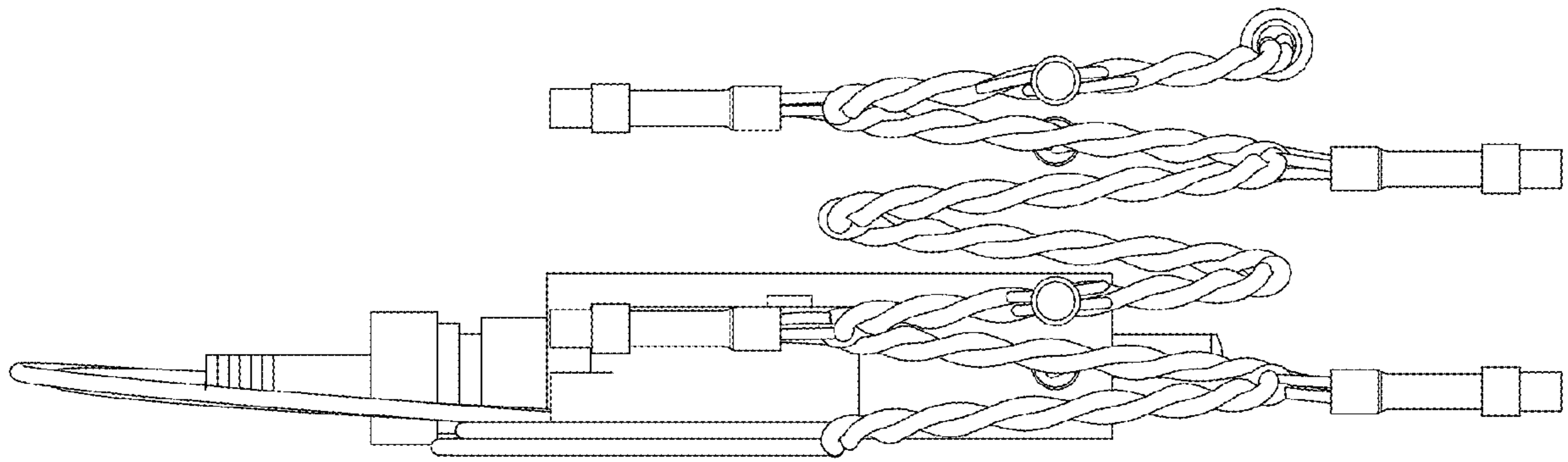


FIG.6

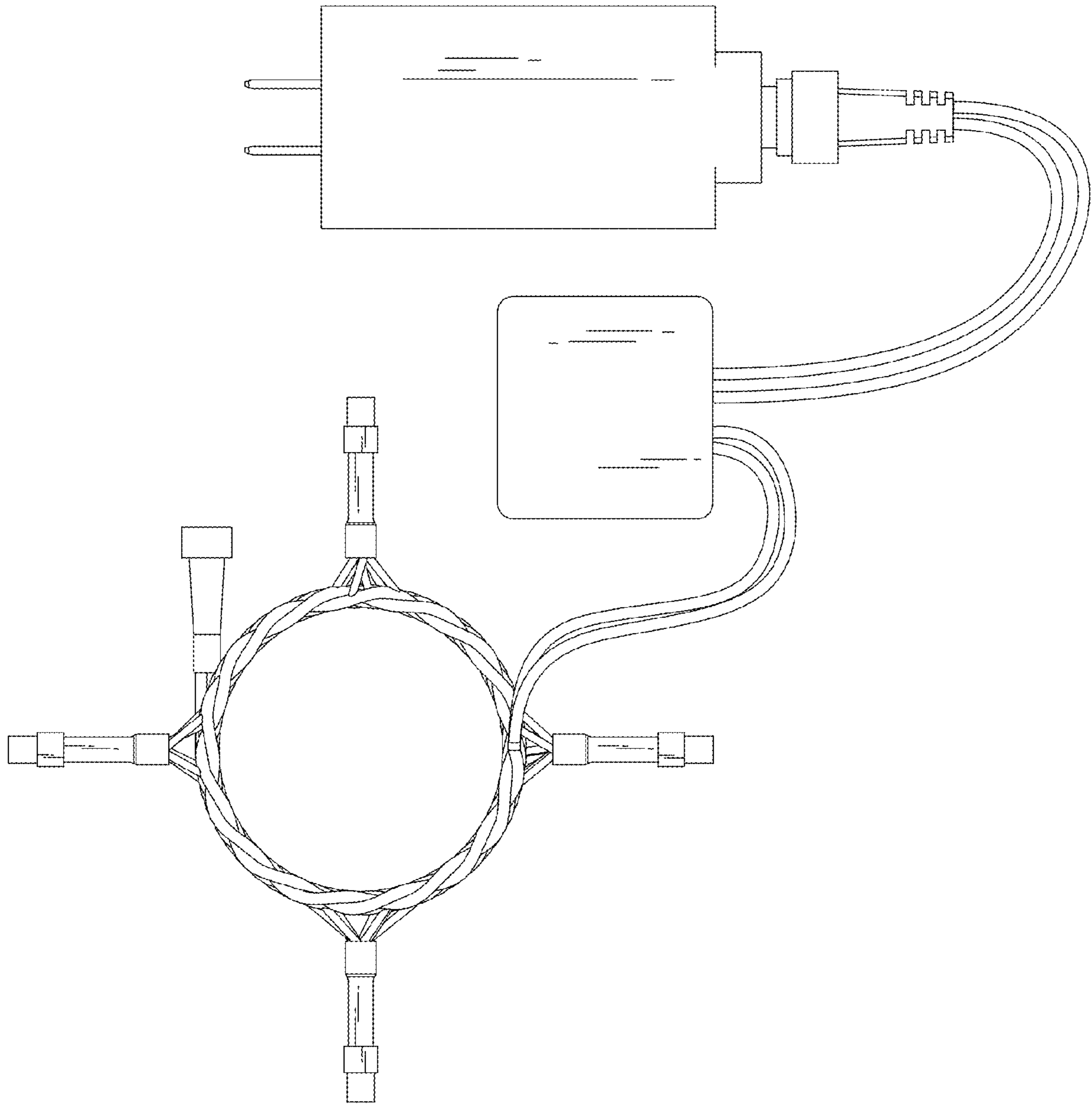


FIG. 7