



US00D947416S

(12) **United States Design Patent**  
**Portugal**

(10) **Patent No.:** **US D947,416 S**

(45) **Date of Patent:** **\*\* Mar. 29, 2022**

- (54) **TILE MOSAIC**
- (71) Applicant: **Surfaces Southeast, LLC**, Doral, FL (US)
- (72) Inventor: **Suzi Portugal**, Toms River, NJ (US)
- (73) Assignee: **Surfaces Southeast, LLC**, Doral, FL (US)

9,027,302 B2 \* 5/2015 Buoni ..... E04F 13/0837  
52/311.1  
9,140,019 B2 \* 9/2015 Lerch ..... E04F 13/08  
9,388,565 B2 \* 7/2016 Gaudreau ..... E04F 13/0894  
9,476,163 B1 \* 10/2016 Patram ..... B44F 9/02  
9,528,274 B2 \* 12/2016 Curtis ..... B28B 7/0073  
9,957,723 B1 \* 5/2018 Collison ..... E04F 13/0862

(Continued)

(\*\*) Term: **15 Years**

*Primary Examiner* — Doris Clark

(74) *Attorney, Agent, or Firm* — Meunier Carlin & Curfman LLC

(21) Appl. No.: **29/805,781**

(22) Filed: **Aug. 30, 2021**

(57) **CLAIM**

The ornamental design for a tile mosaic, as shown and described.

**Related U.S. Application Data**

(62) Division of application No. 29/700,845, filed on Aug. 6, 2019, now Pat. No. Des. 929,614.

**DESCRIPTION**

(51) **LOC (13) Cl.** ..... **25-01**

(52) **U.S. Cl.**  
USPC ..... **D25/151**

(58) **Field of Classification Search**  
USPC ..... D25/149, 151  
CPC ..... E04F 13/165; E04F 13/185; E04F 13/147;  
E04F 13/144; E04F 13/142; E04F 13/141;  
E04F 13/123; E04F 13/105; E04F 13/14;  
E01C 2201/00; E01C 2201/02; E01C  
2201/06; E01C 2201/14; E01C 15/00;  
E01C 5/02; E01C 5/04; E01C 5/06; E01C  
5/065; E01C 5/00; B44F 11/04; B44F  
11/06; B44F 9/04; B44F 7/00; B44F  
5/00; B44F 3/00

See application file for complete search history.

FIG. 1 is a front view of a first embodiment showing my new design.  
FIG. 2 is right-side view of my new design shown in FIG. 1.  
FIG. 3 is left-side view of my new design shown in FIG. 1.  
FIG. 4 is top view of my new design shown in FIG. 1.  
FIG. 5 is a bottom view of my new design shown in FIG. 1.  
FIG. 6 is a front view of a second embodiment showing my new design.  
FIG. 7 is right-side view of my new design shown in FIG. 6.  
FIG. 8 is left-side view of my new design shown in FIG. 6.  
FIG. 9 is top view of my new design shown in FIG. 6; and, FIG. 10 is a bottom view of my new design shown in FIG. 6.

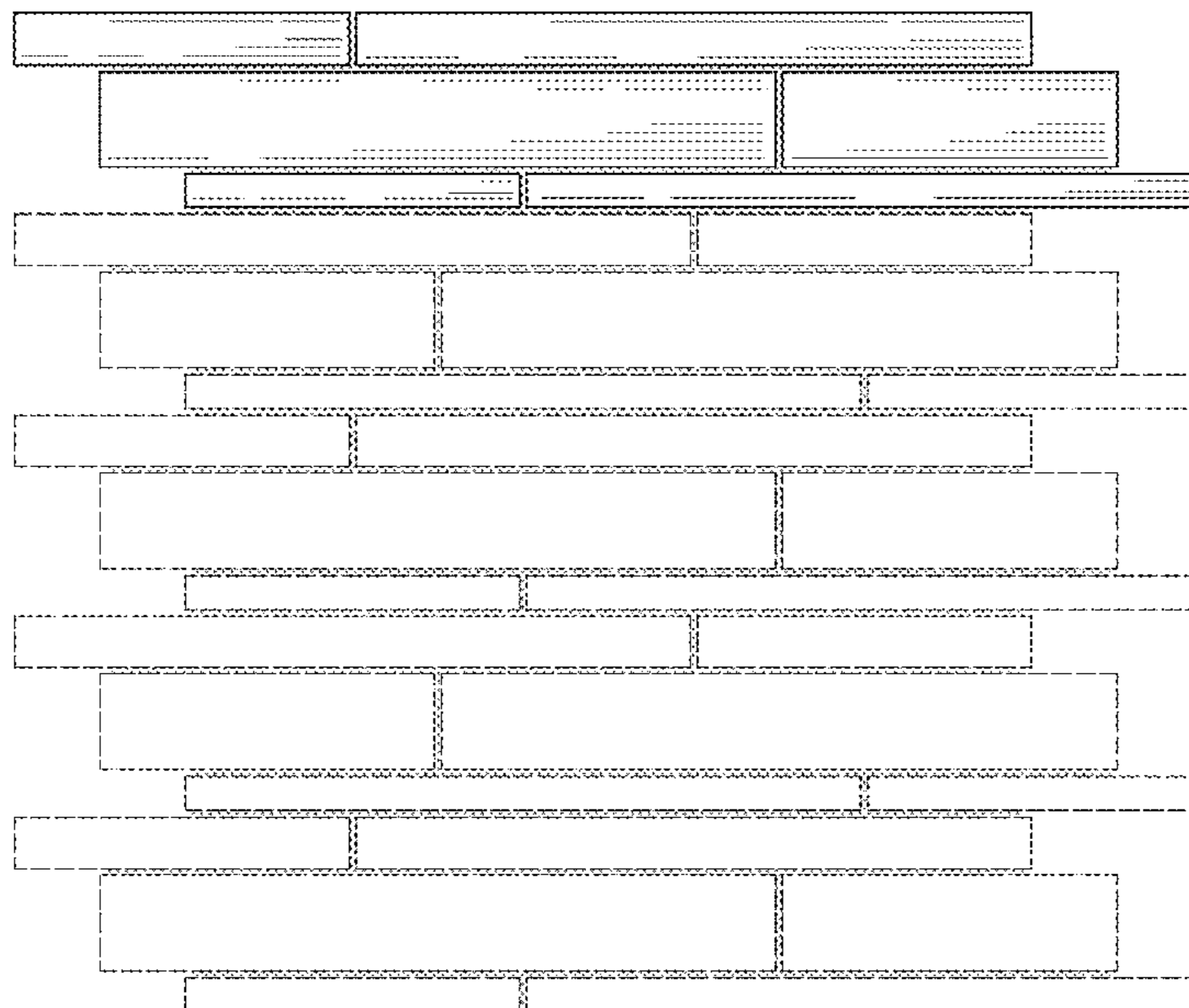
(56) **References Cited**

**U.S. PATENT DOCUMENTS**

D510,146 S \* 9/2005 Attebery, II ..... D25/151  
7,299,594 B2 \* 11/2007 Chornenky ..... A47B 57/00  
52/314

The broken lines showing the diagonal webbing connecting the individual tiles and the non-front surfaces of the tiles are for environmental purposes only and form no part of the claimed design.

**1 Claim, 6 Drawing Sheets**



(56)

**References Cited**

U.S. PATENT DOCUMENTS

9,963,885 B2 \* 5/2018 Taylor, Jr. .... B32B 13/12  
10,738,475 B2 \* 8/2020 Buoni ..... E04F 13/147

\* cited by examiner

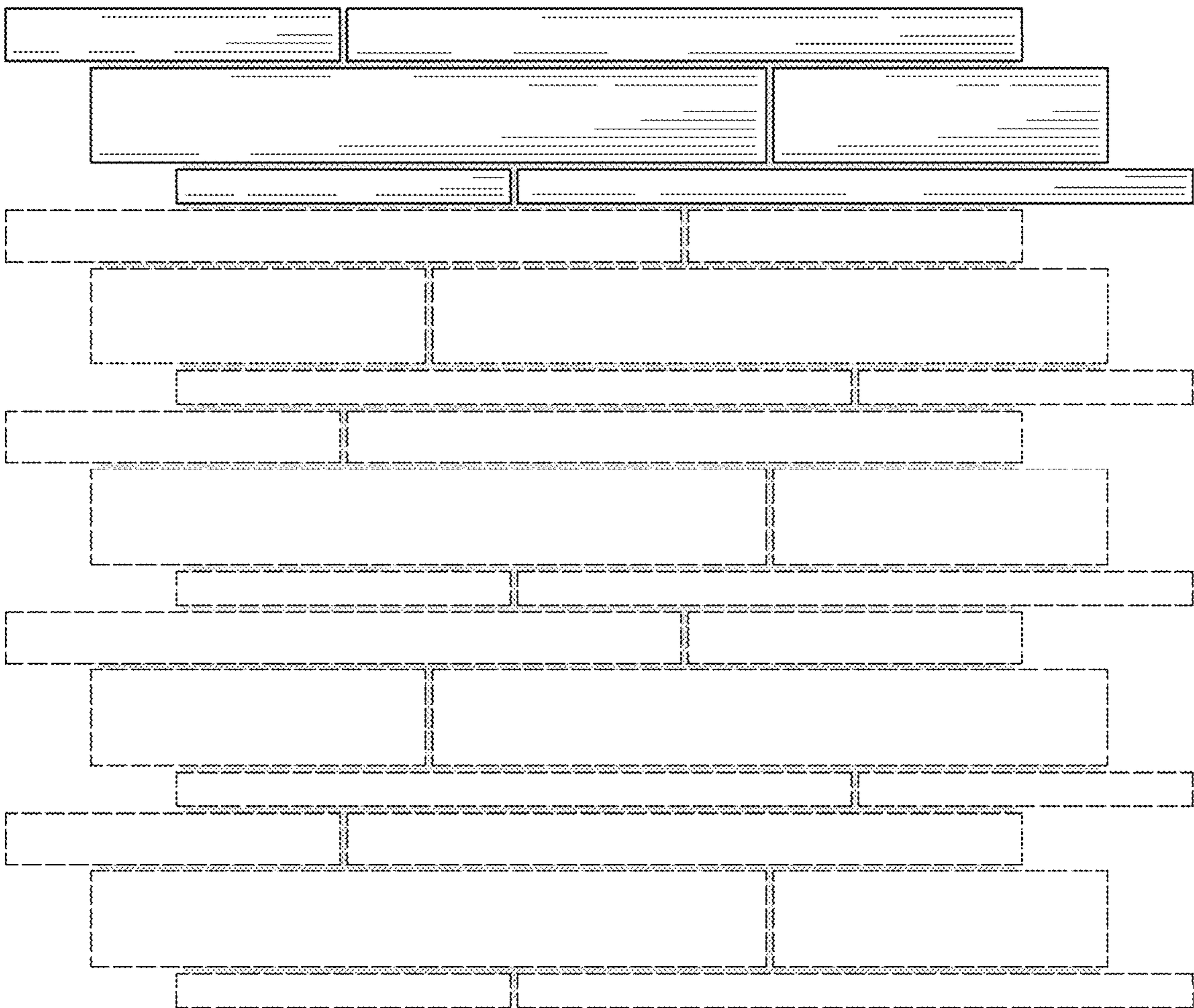


FIG. 1



FIG. 2

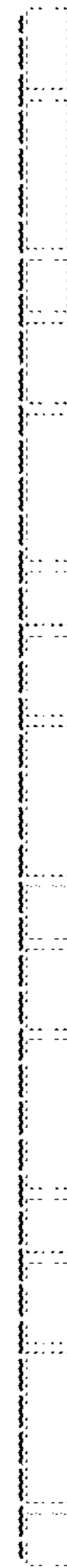


FIG. 3




FIG. 4




FIG. 5

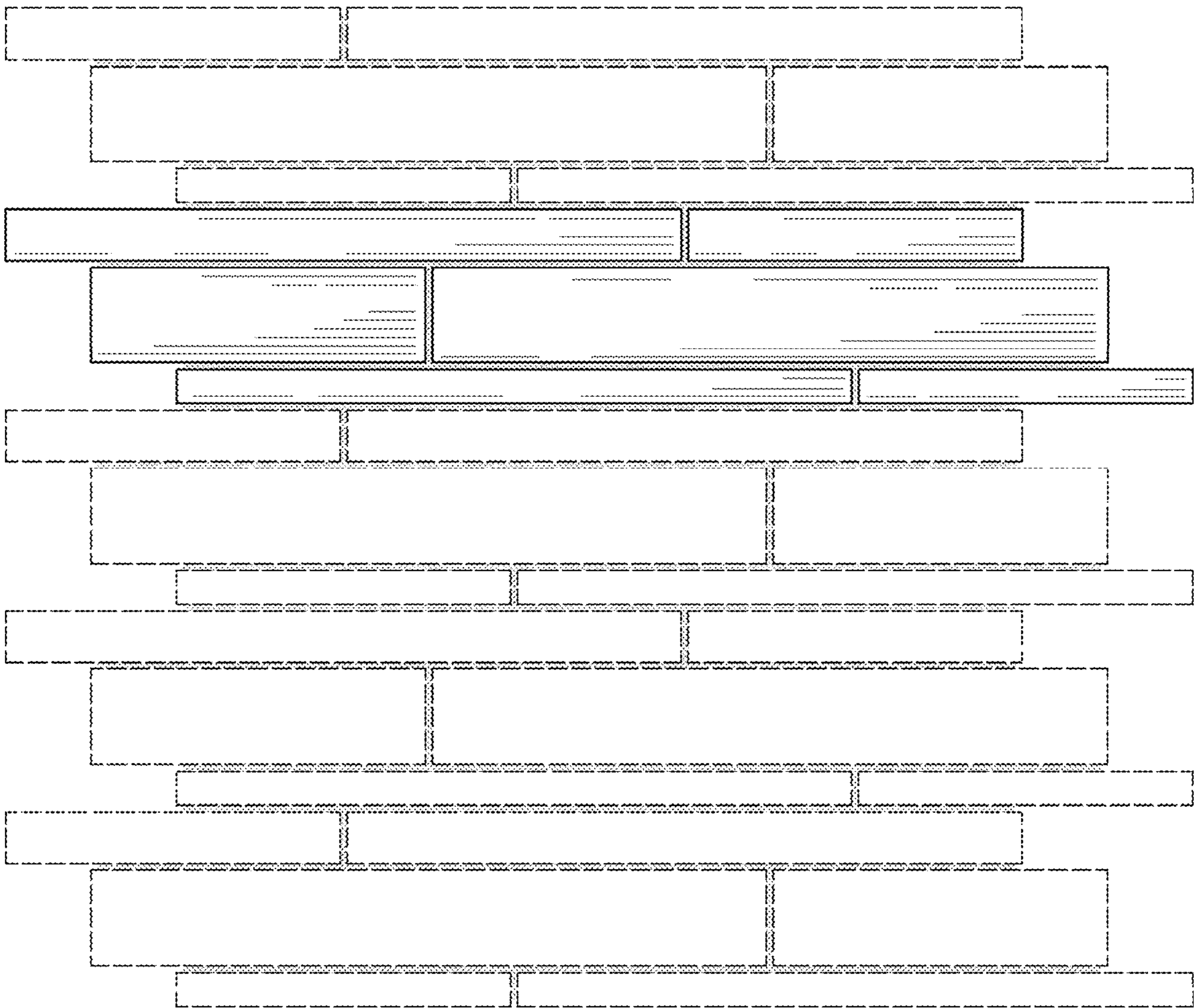


FIG. 6





FIG. 7



FIG. 8




FIG. 9




FIG. 10