

US00D947384S

(12) **United States Design Patent**
Sekine

(10) **Patent No.:** **US D947,384 S**

(45) **Date of Patent:** **** Mar. 29, 2022**

(54) **X-RAY DEVICE FOR MEDICAL TREATMENT**

(71) Applicant: **CANON KABUSHIKI KAISHA,**
Tokyo (JP)

(72) Inventor: **Naofumi Sekine,** Tokyo (JP)

(**) Term: **15 Years**

(21) Appl. No.: **35/510,627**

(22) Filed: **Apr. 21, 2020**

(80) **Hague Agreement Data**

Int. Filing Date: **Apr. 21, 2020**

Int. Reg. No.: **DM/207957**

Int. Reg. Date: **Apr. 21, 2020**

Int. Reg. Pub. Date: **Oct. 23, 2020**

(30) **Foreign Application Priority Data**

Oct. 28, 2019 (JP) 2019-023936

Oct. 28, 2019 (JP) 2019-023937

(51) **LOC (13) Cl.** **24-01**

(52) **U.S. Cl.**
USPC **D24/158**

(58) **Field of Classification Search**
USPC D24/158, 160, 161
CPC A61N 5/10; A61N 5/01; A61N 5/022
See application file for complete search history.

(56) **References Cited**

U.S. PATENT DOCUMENTS

- D450,385 S * 11/2001 Salazar D24/158
- D675,737 S * 2/2013 Steward, Jr. D24/161
- D753,827 S * 4/2016 Sul D24/158
- D767,764 S * 9/2016 Chamberlain D24/158
- D787,065 S * 5/2017 Yanase D24/160
- D796,677 S * 9/2017 Ogura D24/158
- D809,141 S * 1/2018 Adams D24/158
- D834,195 S * 11/2018 Chamberlain D24/158

- D860,457 S * 9/2019 Hoshino D24/158
- D875,265 S * 2/2020 Li D24/210
- D893,039 S * 8/2020 Harmon D24/209
- D912,837 S * 3/2021 Zhang D24/210
- D925,047 S * 7/2021 Yang D24/210

OTHER PUBLICATIONS

Shimadzu. Slocum Orthopedic & Sports Medicine: Canon DR Tablet Solution with Portable X-Ray Unit. May 31, 2018. <https://www.coremedicalimaging.com/company/news/slocum-orthopedic-sports-medicine-canon-dr-tablet-solution-with-portable-x/> (Year: 2018).*

* cited by examiner

Primary Examiner — Darcey E Gottschalk

(57) **CLAIM**

The ornamental design for an X-ray device for medical treatment, as shown and described.

DESCRIPTION

1.-2. X-Ray device for medical treatment

1.1 : Front

1.2: Back

1.3:Top

1.4: Bottom

1.5 : Left

1.6: Right

1.7 : Perspective

1.8 : Perspective

2.1 : Front

2.2: Back

2.3: Top

2.4: Bottom

2.5: Left

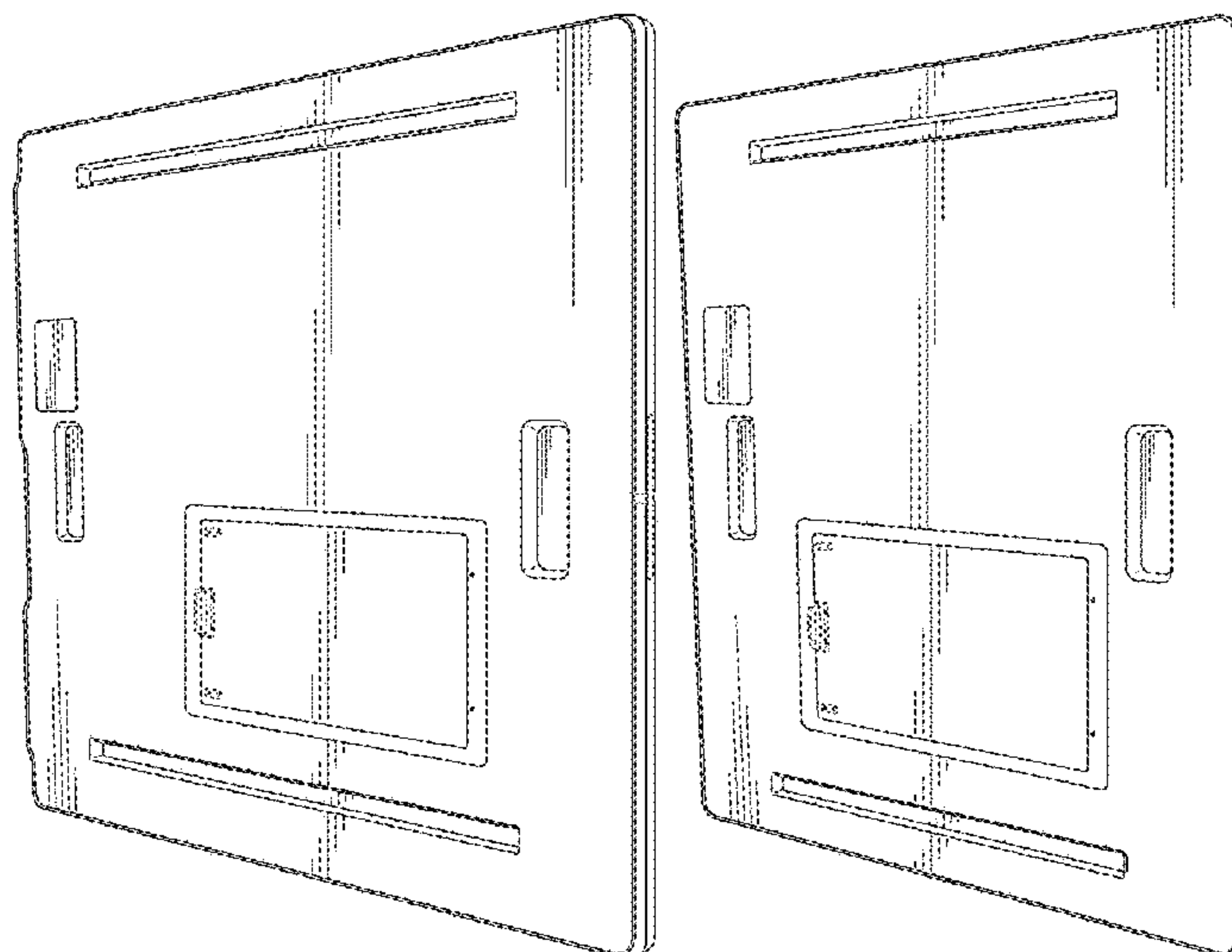
2.6: Right

2.7 : Perspective

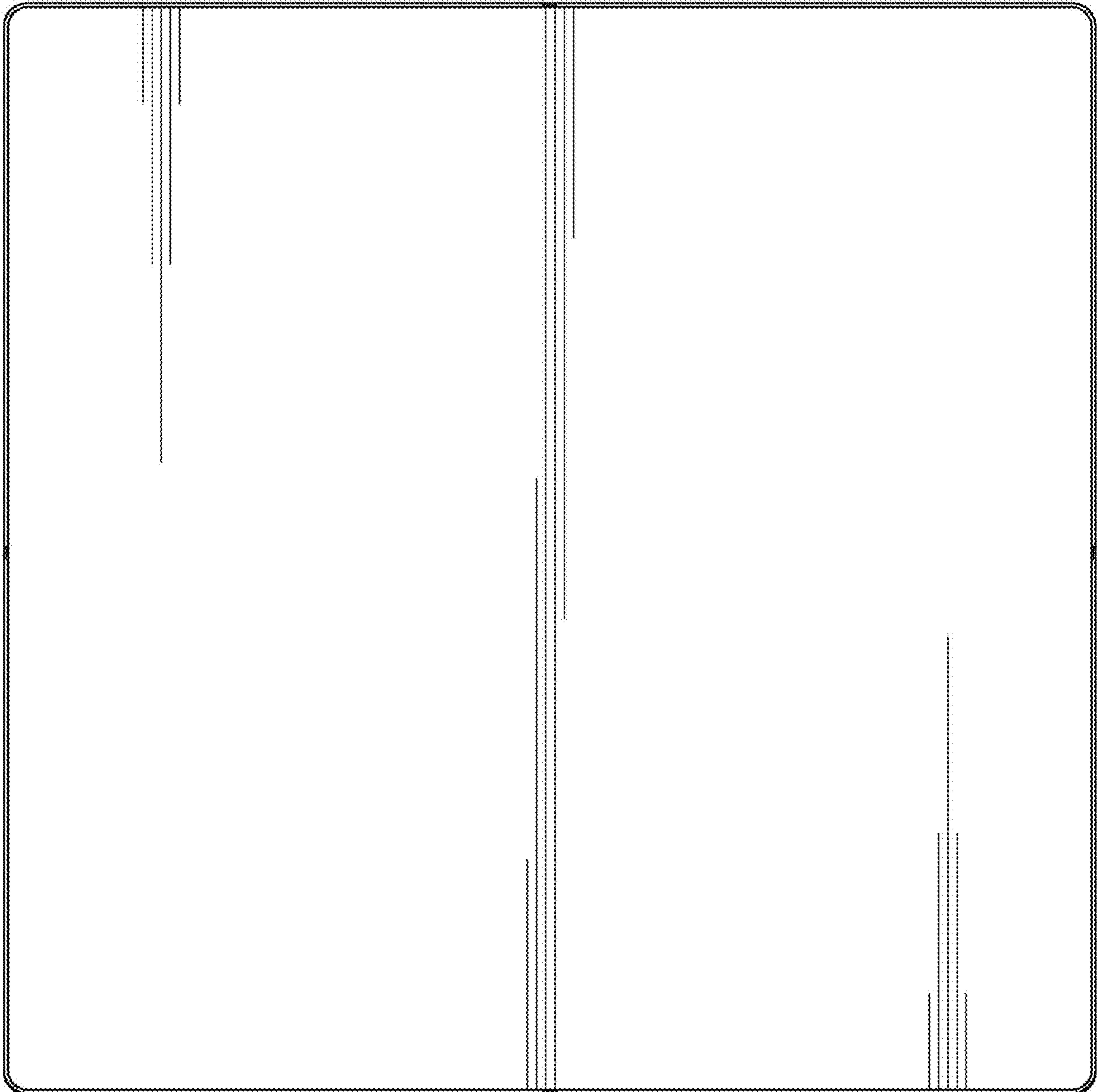
2.8 : Perspective

The broken lines indicate portions of the x-ray device for medical treatment that form no part of the claimed design.

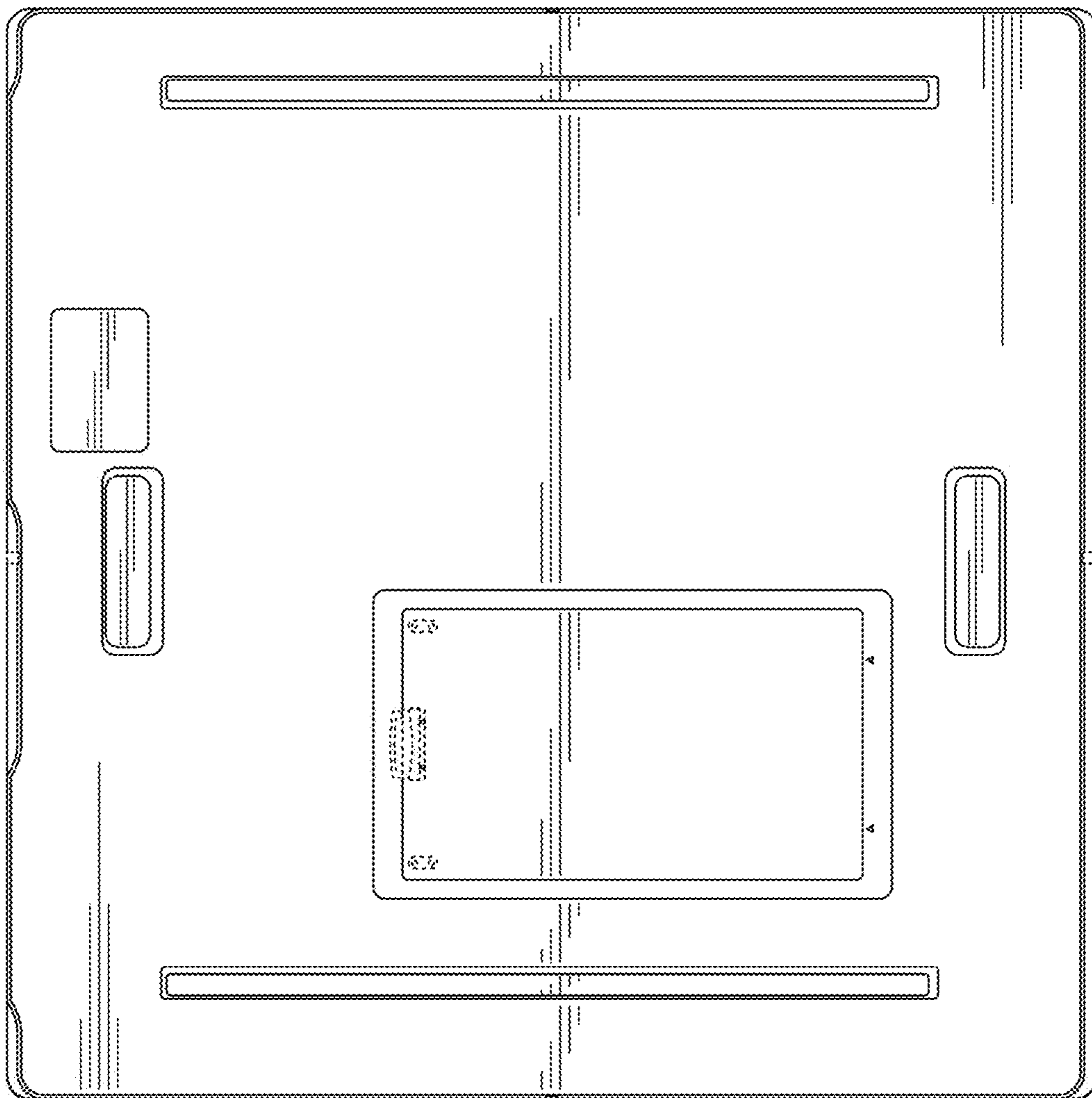
1 Claim, 14 Drawing Sheets



1.1



1.2



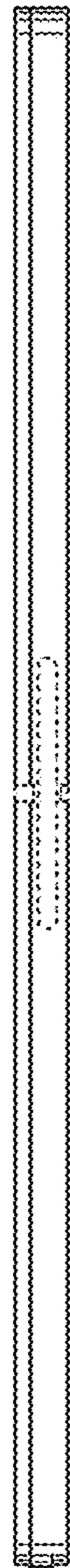
1.3



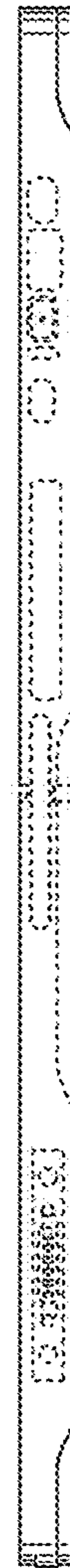
1.4




1.5



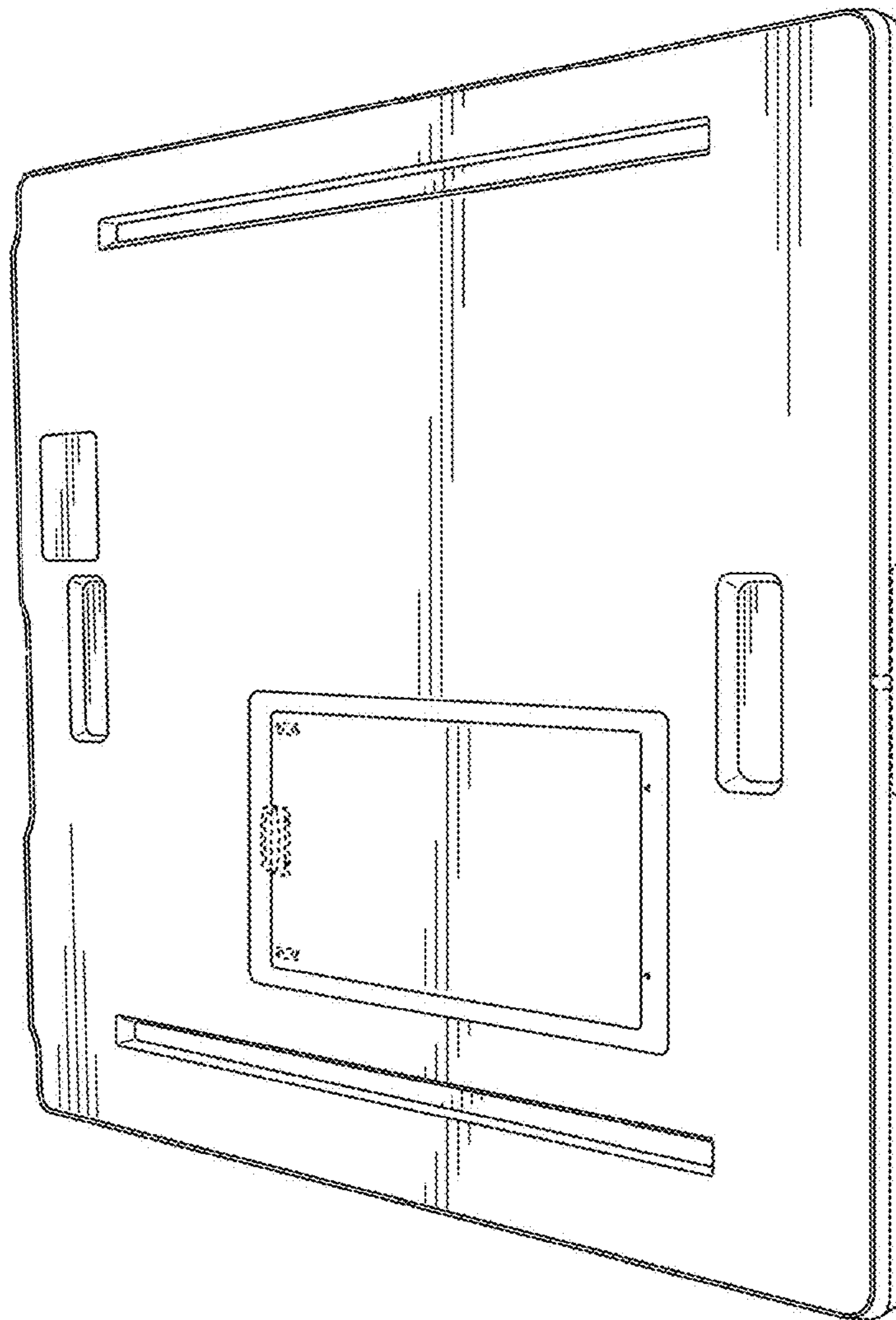
1.6



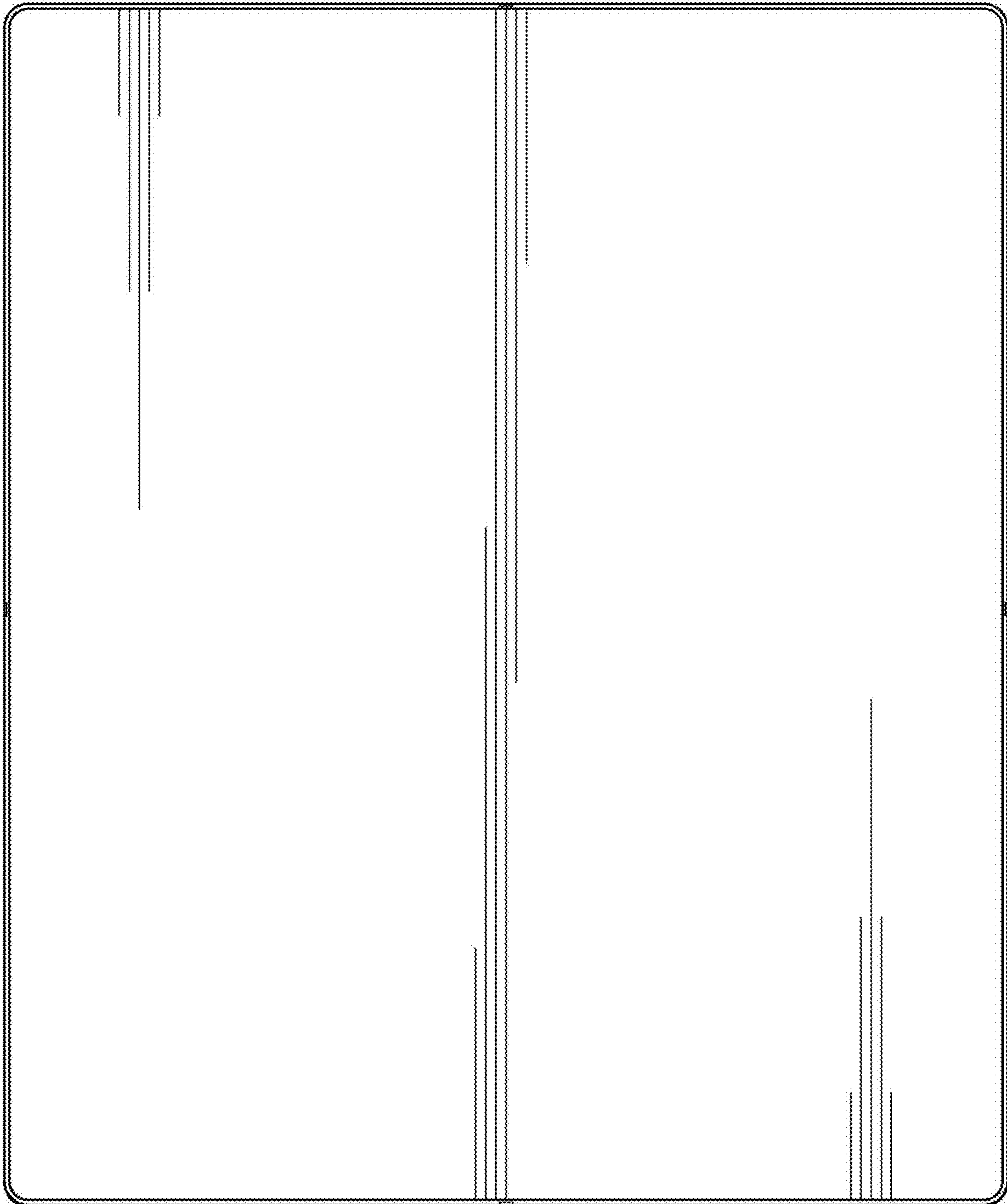
1.7



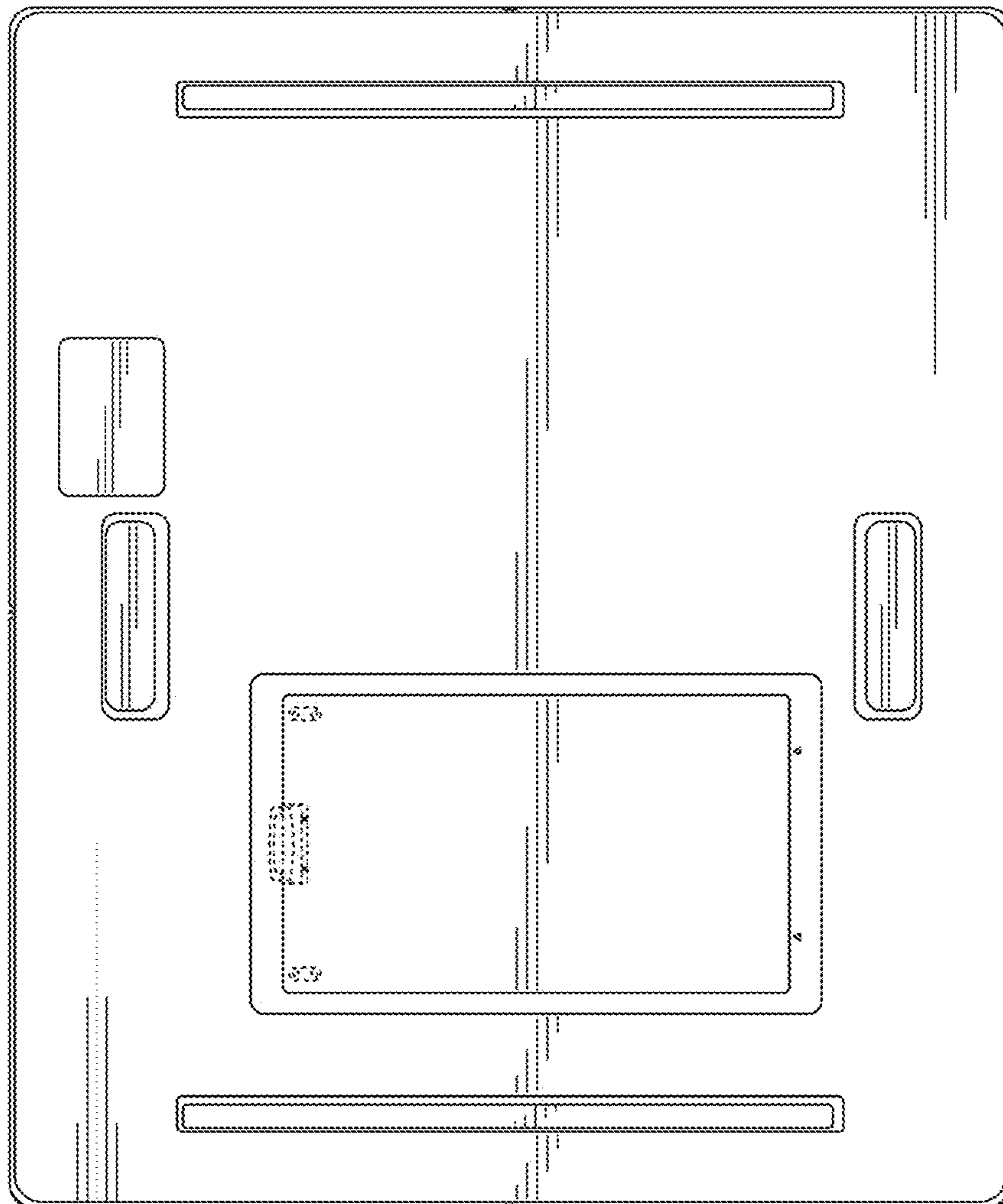
1.8



2.1



2.2



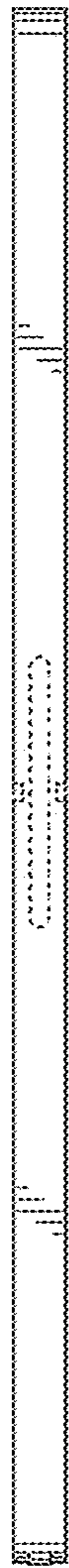
2.3




2.4




2.5



2.6



2.7



2.8

