



US00D947382S

(12) **United States Design Patent**
Chang et al.

(10) **Patent No.:** **US D947,382 S**
(45) **Date of Patent:** **** Mar. 29, 2022**

(54) **SURGICAL CURETTE**
(71) Applicant: **SEOUL NATIONAL UNIVERSITY HOSPITAL**, Seoul (KR)
(72) Inventors: **Chong Bum Chang**, Seongnam-si (KR); **Kyoung Min Lee**, Seongnam-si (KR)
(73) Assignee: **SEOUL NATIONAL UNIVERSITY HOSPITAL**, Seoul (KR)

D238,108 S * 12/1975 Cooke D24/147
D253,789 S * 12/1979 Gupta D24/147
D275,127 S * 8/1984 Edwards D24/147
4,488,327 A * 12/1984 Snider A46B 5/00
15/111
D327,322 S * 6/1992 Brewer, Jr. D24/147
D345,796 S * 4/1994 Pernicka D24/133
D393,312 S * 4/1998 Huttner D24/147
5,779,475 A * 7/1998 Patel A46B 15/00
15/236.08

(Continued)

(**) Term: **15 Years**
(21) Appl. No.: **35/510,532**
(22) Filed: **Aug. 18, 2020**
(80) **Hague Agreement Data**
Int. Filing Date: **Aug. 18, 2020**
Int. Reg. No.: **DM/210477**
Int. Reg. Date: **Aug. 18, 2020**
Int. Reg. Pub. Date: **Oct. 9, 2020**

(30) **Foreign Application Priority Data**
Feb. 19, 2020 (KR) 30-2020-0007382
(51) **LOC (13) Cl.** **24-02**
(52) **U.S. Cl.**
USPC **D24/147**
(58) **Field of Classification Search**
USPC D24/133, 135, 143, 141, 146, 147, 127,
D24/108, 176, 231; D8/47, 88, 89;
D7/395, 681, 691; D10/46.2
CPC . A61B 17/24; A61B 17/1659; A61B 17/1671;
A61B 17/320708; A61B 17/320008;
A61B 2017/00261
See application file for complete search history.

(56) **References Cited**
U.S. PATENT DOCUMENTS
D118,318 S * 12/1939 Fortunati D24/147
D122,815 S * 10/1940 Crosby D4/108

OTHER PUBLICATIONS

Rockler.Com, Two Cherries Scorp, undated online product page, retrieved Dec. 3, 2021 from <URL:https://www.rockler.com/two-cherries-scorp> (Year: 2021).*

Primary Examiner — Calvin E Vansant
(74) *Attorney, Agent, or Firm* — Porzio Bromberg & Newman P.C.

(57) **CLAIM**

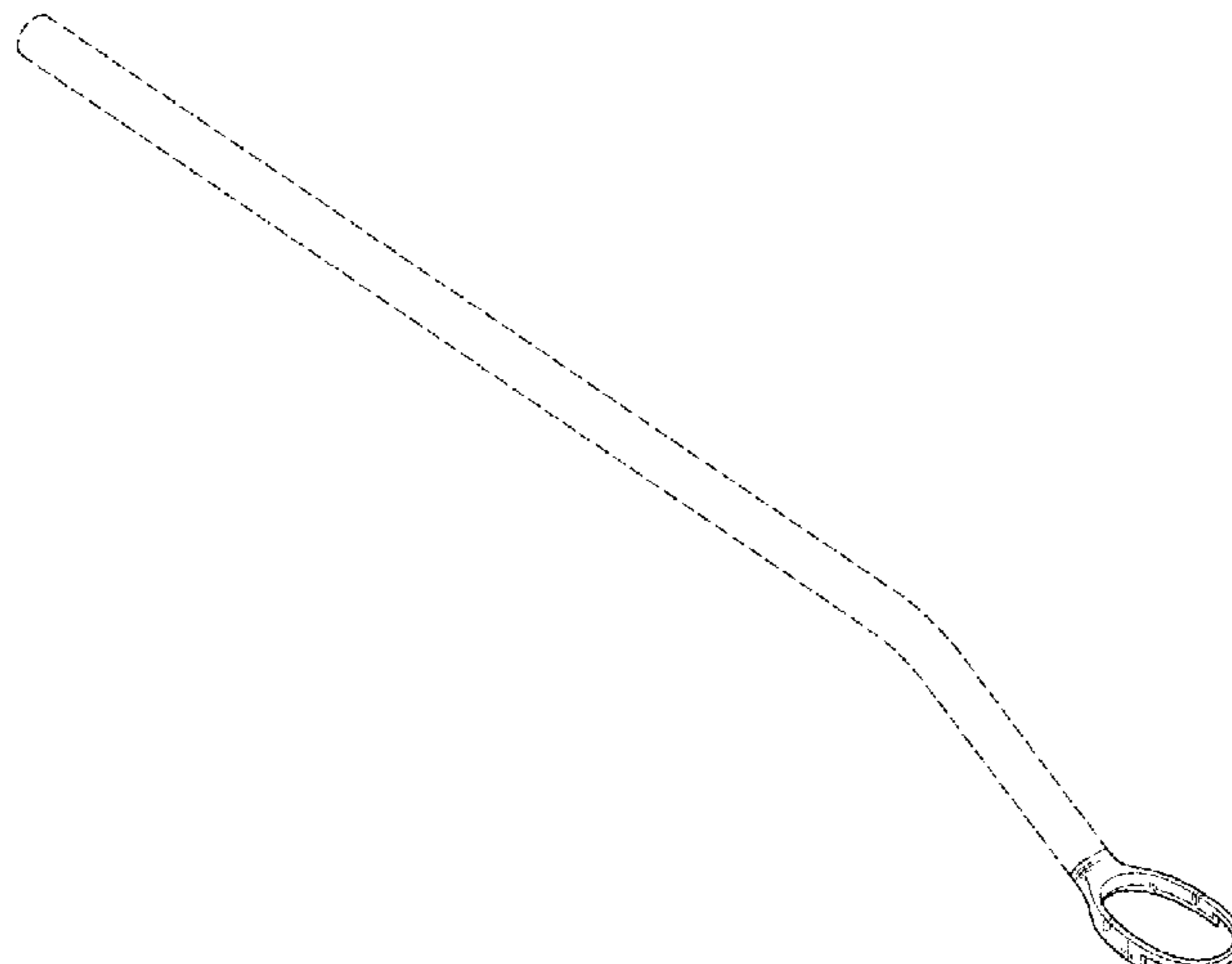
The ornamental design for a surgical curette, as shown and described.

DESCRIPTION

- 1. Surgical curette
- 1.1 : Perspective
- 1.2 : Front
- 1.3 : Back
- 1.4 : Left
- 1.5 : Right
- 1.6 : Top
- 1.7 : Bottom

This design is characterized in the combination of shape and form of surgical curette where the working end of the surgical curette as shown in solid line forms part of the claimed design, while the portion of the surgical curette as shown in dotted line does not form part of the claimed design; the designed surgical curette can be used for arthroscopy of knee and ankle, etc.

1 Claim, 7 Drawing Sheets



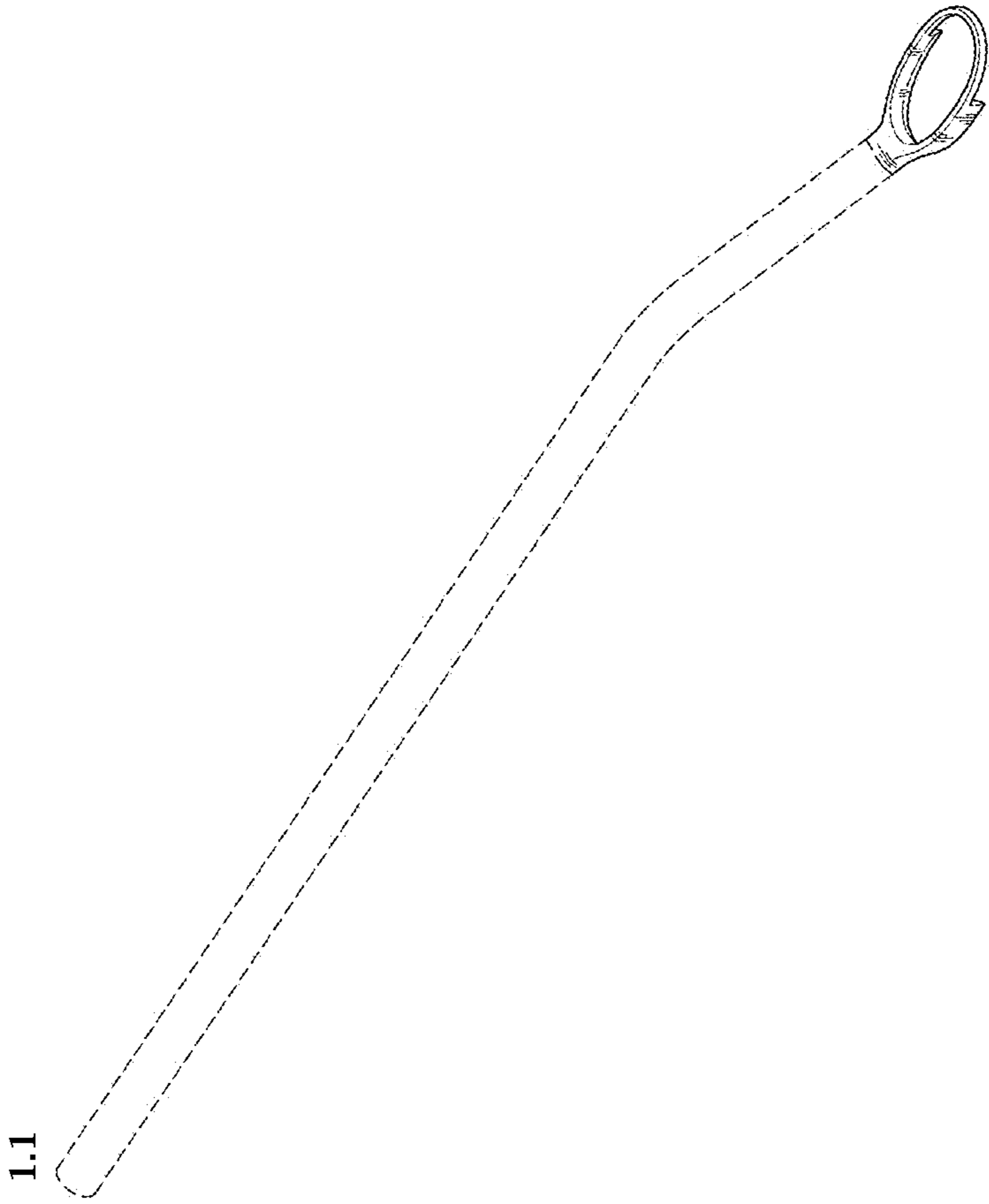
(56)


References Cited


U.S. PATENT DOCUMENTS

D411,884 S *	7/1999	Dewti	D24/146
D420,742 S *	2/2000	Noble	D24/146
D439,338 S *	3/2001	Huttner	D24/147
D450,676 S *	11/2001	Huttner	D24/133
D494,272 S *	8/2004	Ripich	D24/133
D571,470 S *	6/2008	Jansheski	D24/147
D721,174 S *	1/2015	Albers	D24/147
D742,006 S *	10/2015	Ripich	D24/147
D787,675 S *	5/2017	Salehi	D24/147

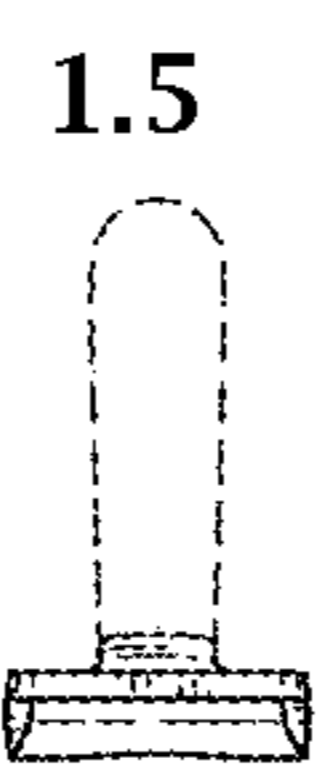
* cited by examiner

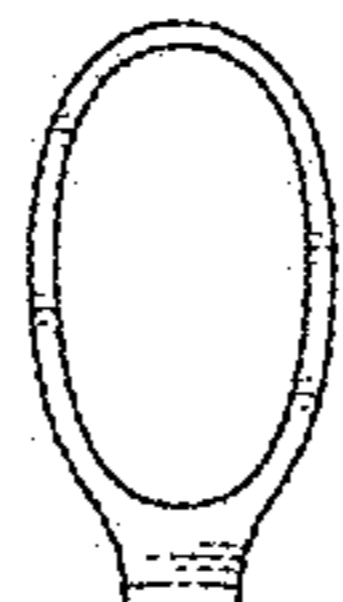




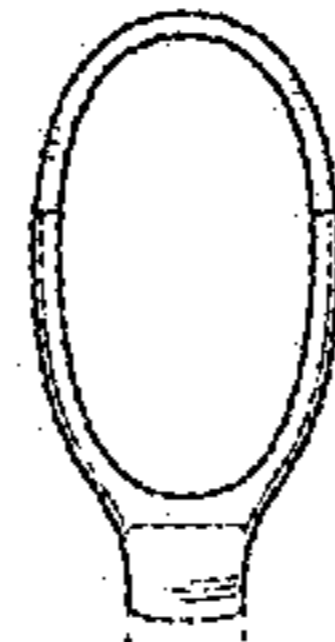








1.6



1.7