



US00D947380S

(12) **United States Design Patent** (10) **Patent No.:** **US D947,380 S**  
**Chang et al.** (45) **Date of Patent:** **\*\* Mar. 29, 2022**

(54) **SURGICAL CURETTE**

A61B 17/320708; A61B 17/320008;  
A61B 2017/00261

See application file for complete search history.

(71) Applicant: **SEOUL NATIONAL UNIVERSITY HOSPITAL**, Seoul (KR)

(56) **References Cited**

(72) Inventors: **Chong Bum Chang**, Seongnam-si (KR); **Kyoung Min Lee**, Seongnam-si (KR)

U.S. PATENT DOCUMENTS

(73) Assignee: **SEOUL NATIONAL UNIVERSITY HOSPITAL**, Seoul (KR)

- 1,958,505 A \* 5/1934 Aki ..... A46B 15/0071  
132/309
- 2,873,749 A \* 2/1959 Gjerde ..... A61C 15/046  
132/323
- 3,834,404 A \* 9/1974 Chien ..... A61C 15/046  
132/323
- D265,004 S \* 6/1982 Davis ..... D28/68
- D301,770 S \* 6/1989 Bethany ..... D28/68
- D303,426 S \* 9/1989 Simonian ..... D24/147
- D312,328 S \* 11/1990 Page ..... D28/68
- D364,681 S \* 11/1995 Livernois ..... D24/133
- D449,689 S \* 10/2001 Comeau ..... A46B 15/0071  
D24/135
- D526,091 S \* 8/2006 Winkler ..... A61C 15/046  
D28/65
- D533,965 S \* 12/2006 Chodorow ..... D28/68

(\*\*) Term: **15 Years**

(21) Appl. No.: **35/510,503**

(22) Filed: **Aug. 18, 2020**

(80) **Hague Agreement Data**

Int. Filing Date: **Aug. 18, 2020**

Int. Reg. No.: **DM/210476**

Int. Reg. Date: **Aug. 18, 2020**

Int. Reg. Pub. Date: **Oct. 9, 2020**

*Primary Examiner* — Calvin E Vansant

(74) *Attorney, Agent, or Firm* — Porzio Bromberg & Newman P.C.

(57) **CLAIM**

The ornamental design for a surgical curette, as shown and described.

(30) **Foreign Application Priority Data**

Feb. 19, 2020 (KR) ..... 30-2020-0007378

(51) **LOC (13) Cl.** ..... **24-02**

(52) **U.S. Cl.**  
USPC ..... **D24/147**

(58) **Field of Classification Search**  
USPC ..... D24/133, 135, 143, 141, 146, 147, 127,  
D24/108, 176, 231; D8/47, 88, 89;

D21/321

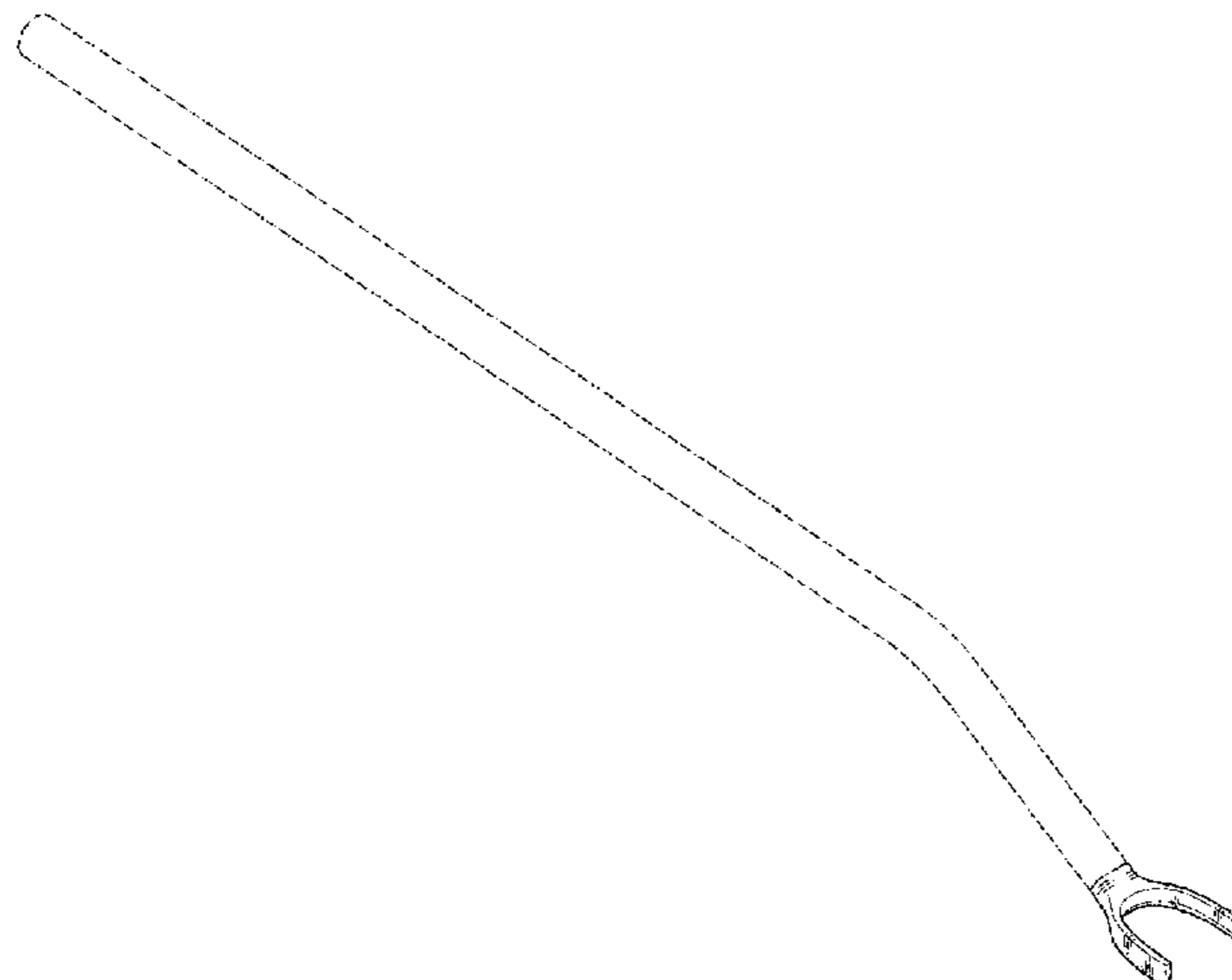
CPC . A61B 17/24; A61B 17/1659; A61B 17/1671;

**DESCRIPTION**

- 1. Surgical curette
- 1.1 : Perspective
- 1.2 : Front
- 1.3 : Back
- 1.4 : Left
- 1.5 : Right
- 1.6 : Top
- 1.7 : Bottom

This design is characterized in the combination of shape and form of surgical curette where the working end of the surgical curette as shown in solid line forms part of the

(Continued)



claimed design, while the portion of the surgical curette as shown in dotted line does not form part of the claimed design; the designed surgical curette can be used for arthroscopy of knee and ankle, etc.

**1 Claim, 7 Drawing Sheets**

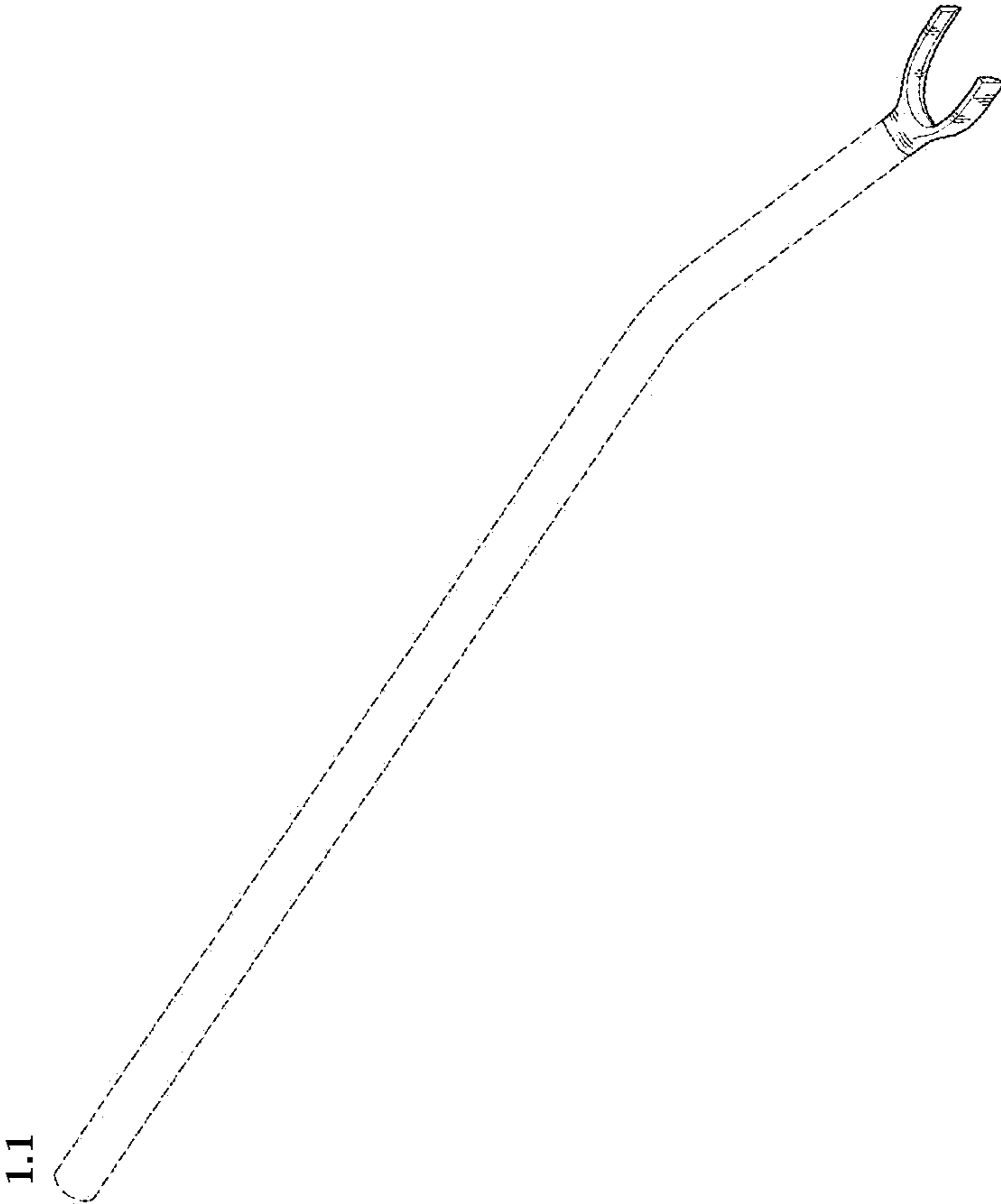
(56)


**References Cited**


U.S. PATENT DOCUMENTS

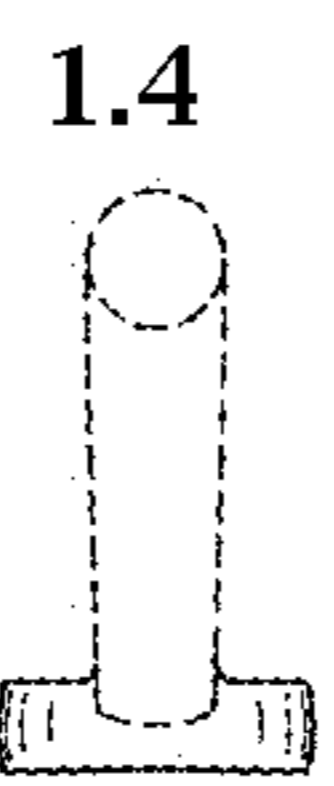
D928,955 S \* 8/2021 Michaels ..... D24/146  
D933,213 S \* 10/2021 Charbonneau ..... A61C 15/046  
D24/133

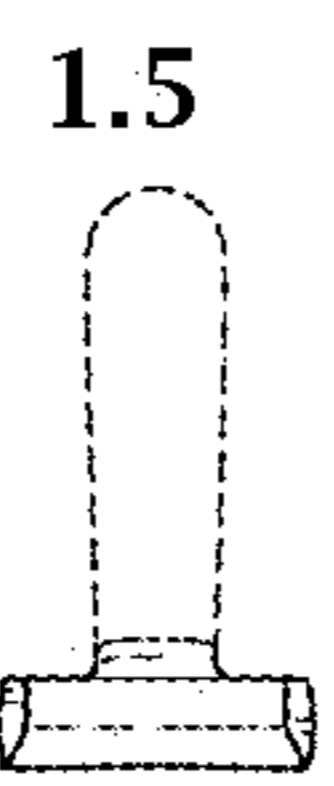
\* cited by examiner






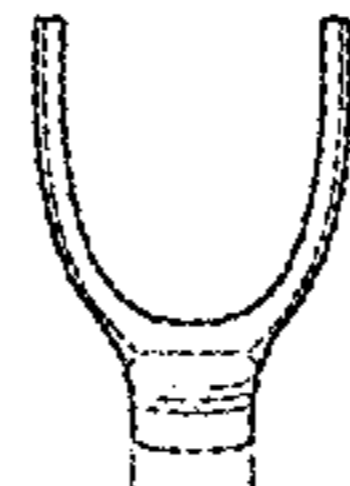












1.7