



US00D947375S

(12) **United States Design Patent** (10) **Patent No.:** **US D947,375 S**  
**Norman et al.** (45) **Date of Patent:** **\*\* Mar. 29, 2022**

(54) **SURGICAL INSTRUMENT**

(74) *Attorney, Agent, or Firm* — Cooley LLP

(71) Applicant: **Fiagon AG Medical Technologies,**  
Hennigsdorf (DE)

(57) **CLAIM**

The ornamental design for a surgical instrument, as shown and described.

(72) Inventors: **Nicholas Norman,** Charlotte, NC (US);  
**Kai Desinger,** Berlin (DE)

**DESCRIPTION**

(73) Assignee: **Intersect ENT International GmbH,**  
Hennigsdorf (DE)

1.-4. Surgical instrument

(\*\*) Term: **15 Years**

1.1 : Front

(21) Appl. No.: **35/510,416**

1.2 : Back

(22) Filed: **Jun. 9, 2020**

1.3 : Left

(80) **Hague Agreement Data**

1.4 : Right

Int. Filing Date: **Jun. 9, 2020**

1.5 : Top

Int. Reg. No.: **DM/210316**

1.6 : Bottom

Int. Reg. Date: **Jun. 9, 2020**

1.7 : Perspective

Int. Reg. Pub. Date: **Sep. 25, 2020**

2.1 : Front

(51) **LOC (13) Cl.** ..... **24-02**

2.2 : Back

(52) **U.S. Cl.**

2.3 : Left

USPC ..... **D24/133; D24/112**

2.4 : Right

(58) **Field of Classification Search**

2.5 : Top

USPC ..... **D24/112, 127, 130, 133**

2.6 : Bottom

CPC ..... **A61M 25/0136; A61M 25/0147; A61M**

2.7 : Perspective

**2025/015; A61M 25/0068**

3.1 : Front

See application file for complete search history.

3.2 : Back

(56) **References Cited**

3.3 : Left

**U.S. PATENT DOCUMENTS**

3.4 : Right

5,117,839 A \* 6/1992 Dance ..... A61M 25/0136

3.5 : Top

600/434

3.6 : Bottom

D530,815 S \* 10/2006 Murphy ..... D24/110

3.7 : Perspective

D575,393 S \* 8/2008 Stephens ..... D24/130

4.1 : Front

D606,190 S \* 12/2009 Pruitt ..... D24/113

4.2 : Back

D638,934 S \* 5/2011 Kimmel ..... D24/130

4.3 : Left

(Continued)

4.4 : Right

*Primary Examiner* — George D. Kirschbaum

4.5 : Top

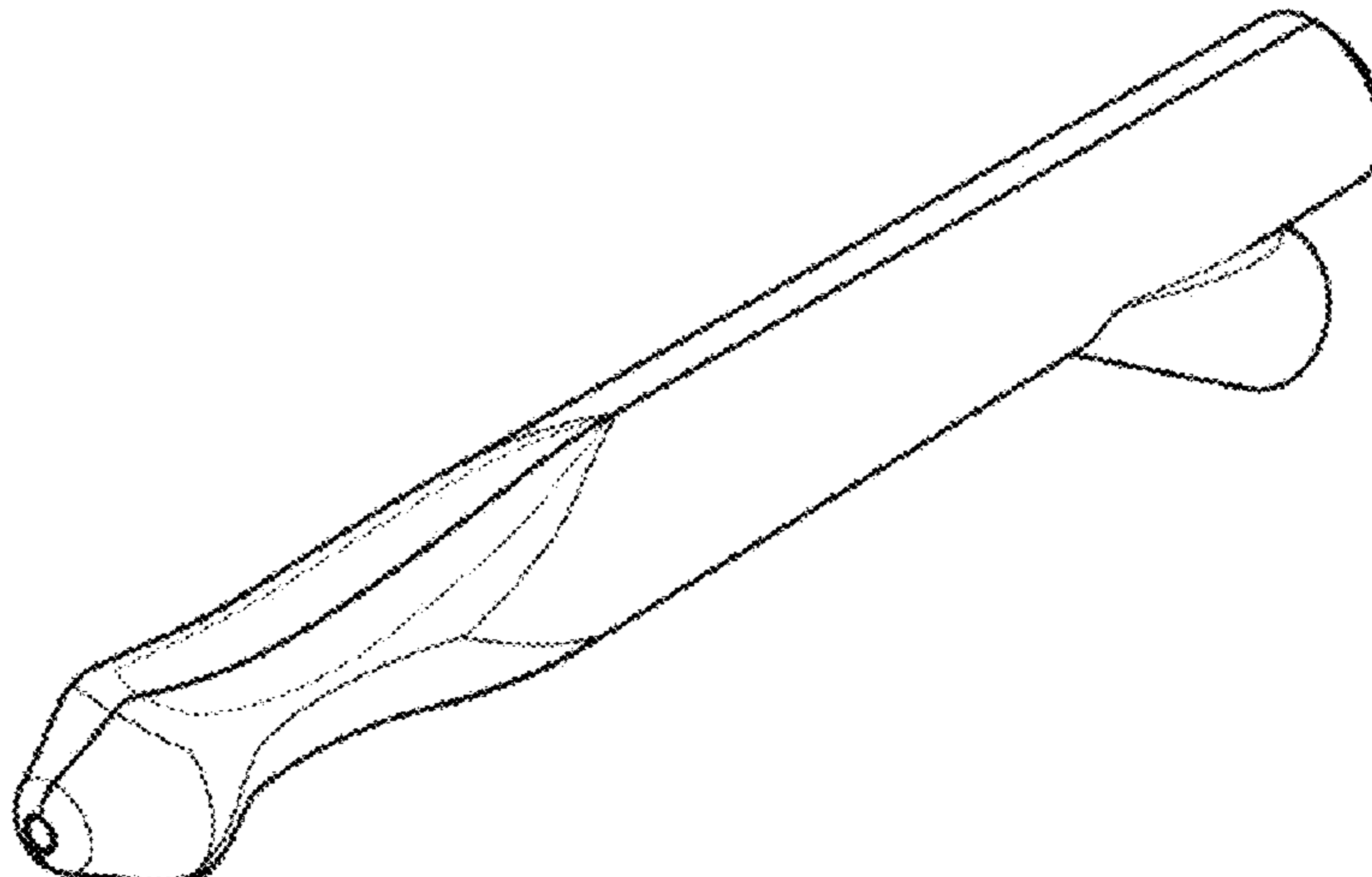
*Assistant Examiner* — Calvin E Vansant

4.6 : Bottom

4.7 : Perspective

The dashed lines in reproductions 2.1 through 2.7 depict portions of the surgical instrument that form no part of the claim. The low-contrast portions of the renderings in reproductions 4.1 through 4.7 depict portions of the surgical instrument that form no part of the claim.

**1 Claim, 28 Drawing Sheets**



(56)

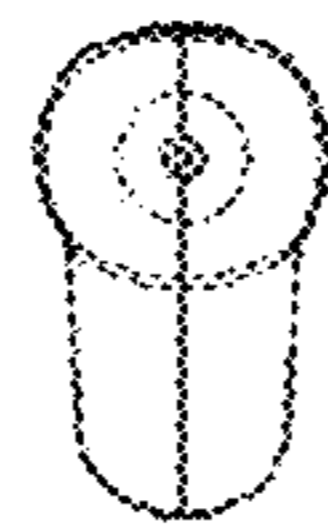
**References Cited**

U.S. PATENT DOCUMENTS

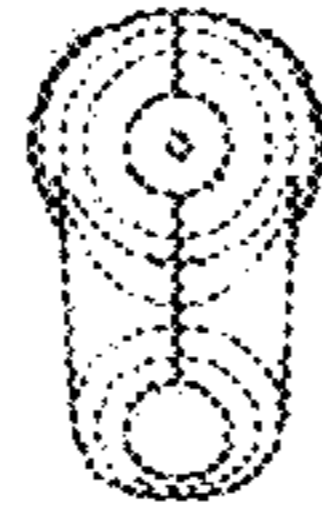
D648,851	S	*	11/2011	Copeland	.....	D24/133
D790,057	S	*	6/2017	Ashman-Stauss	.....	D24/130
D799,033	S	*	10/2017	Ashman-Stauss	.....	D24/130
D810,273	S	*	2/2018	Maier	.....	D24/108
D827,818	S	*	9/2018	Hillukka	.....	D24/130
D844,133	S	*	3/2019	Choi	.....	D24/130
D851,753	S	*	6/2019	Green	.....	A61M 25/0136 D24/112
D862,692	S	*	10/2019	Leon Rovira	.....	A61M 25/0127 D24/127
D918,390	S	*	5/2021	Ollivier	.....	A61M 25/0147 D24/113
2011/0054447	A1	*	3/2011	Johnson	.....	A61M 25/0147 604/540
2016/0058975	A1	*	3/2016	Kimmel	.....	A61M 25/0127 600/411

\* cited by examiner


1.1




1.2



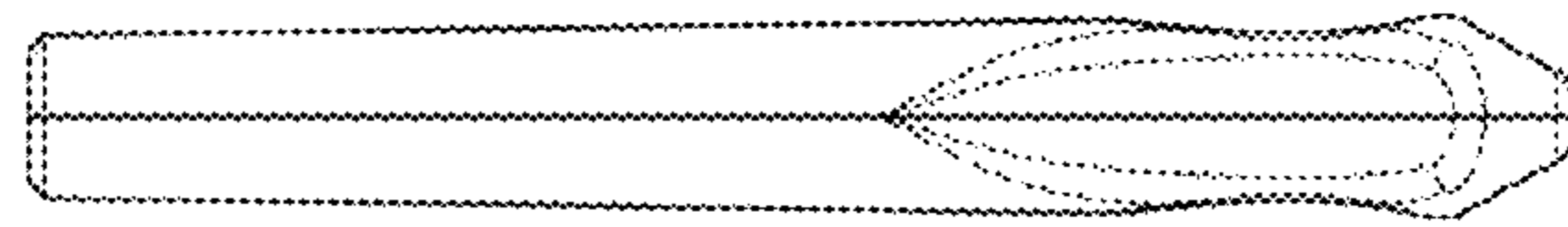
1.3



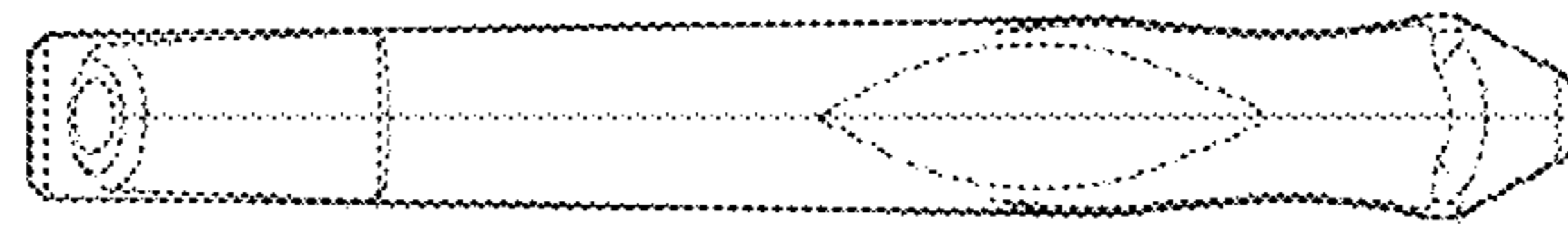
1.4



1.5

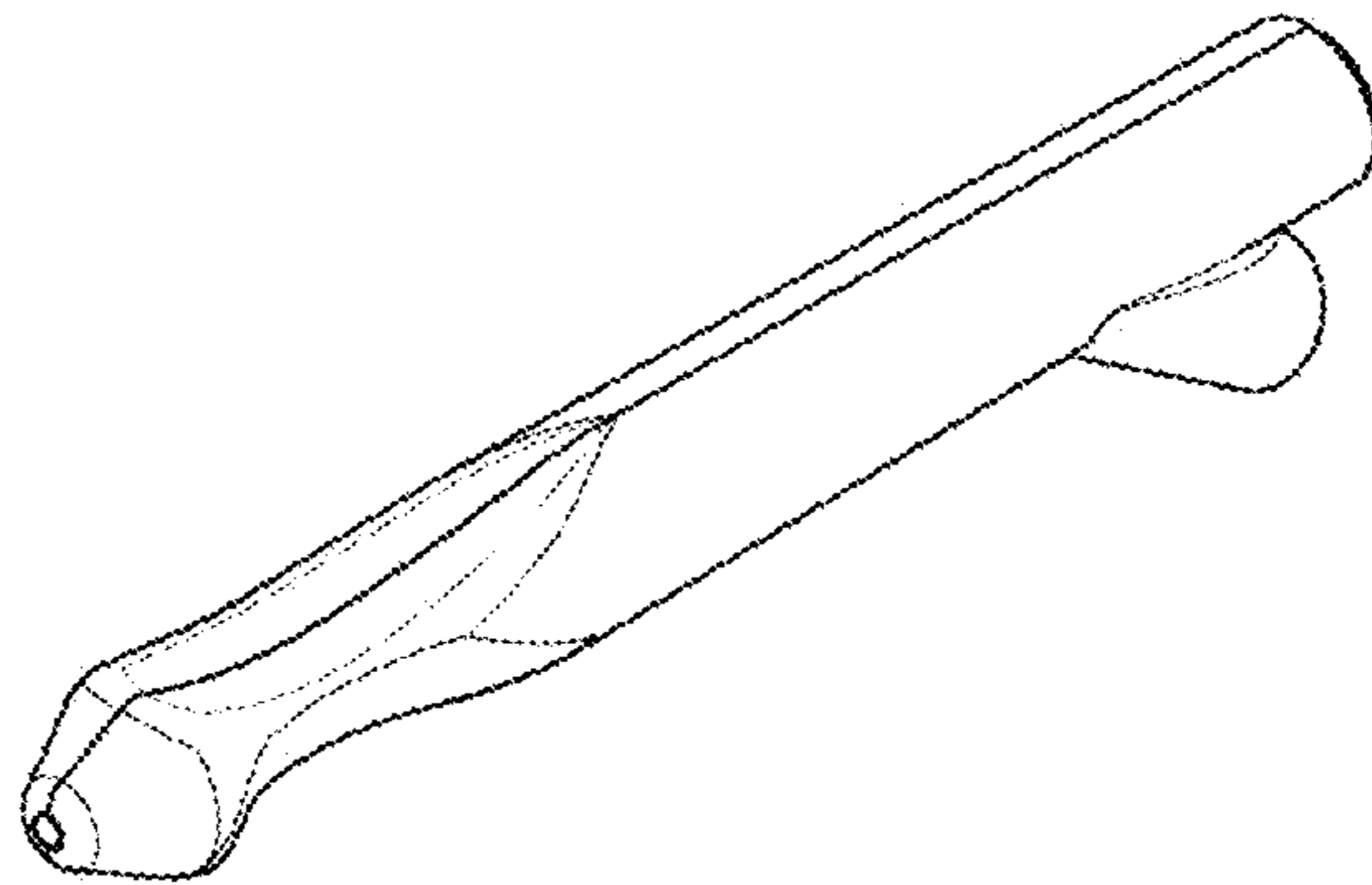


1.6

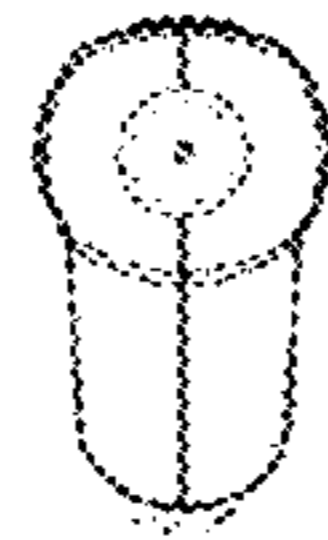




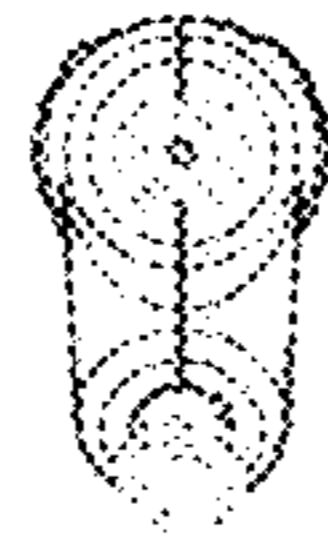
1.7



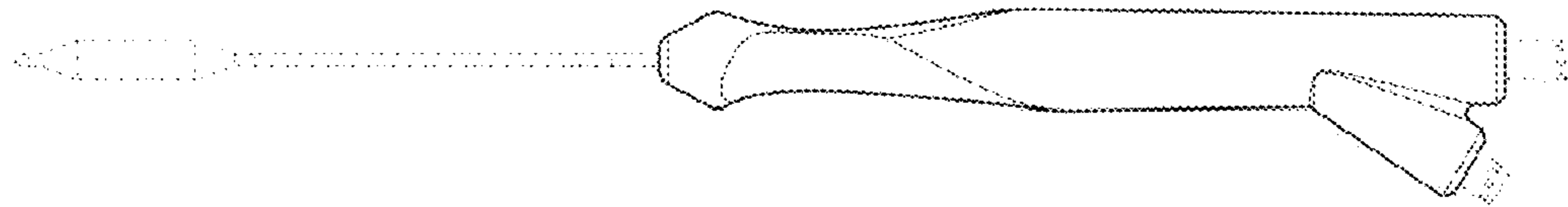
2.1




2.2




2.3

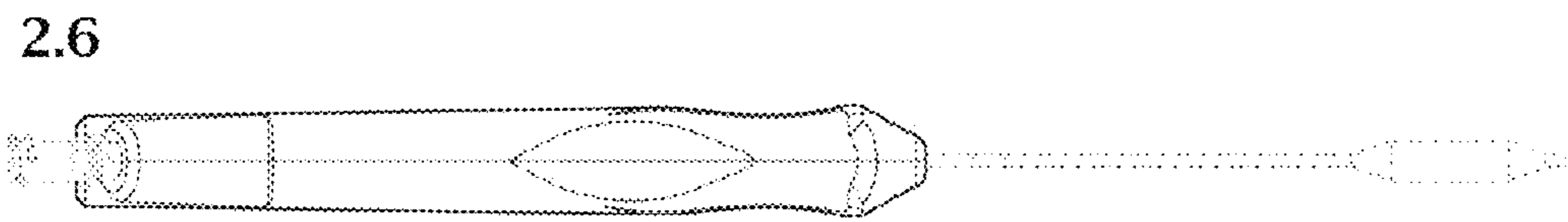


2.4

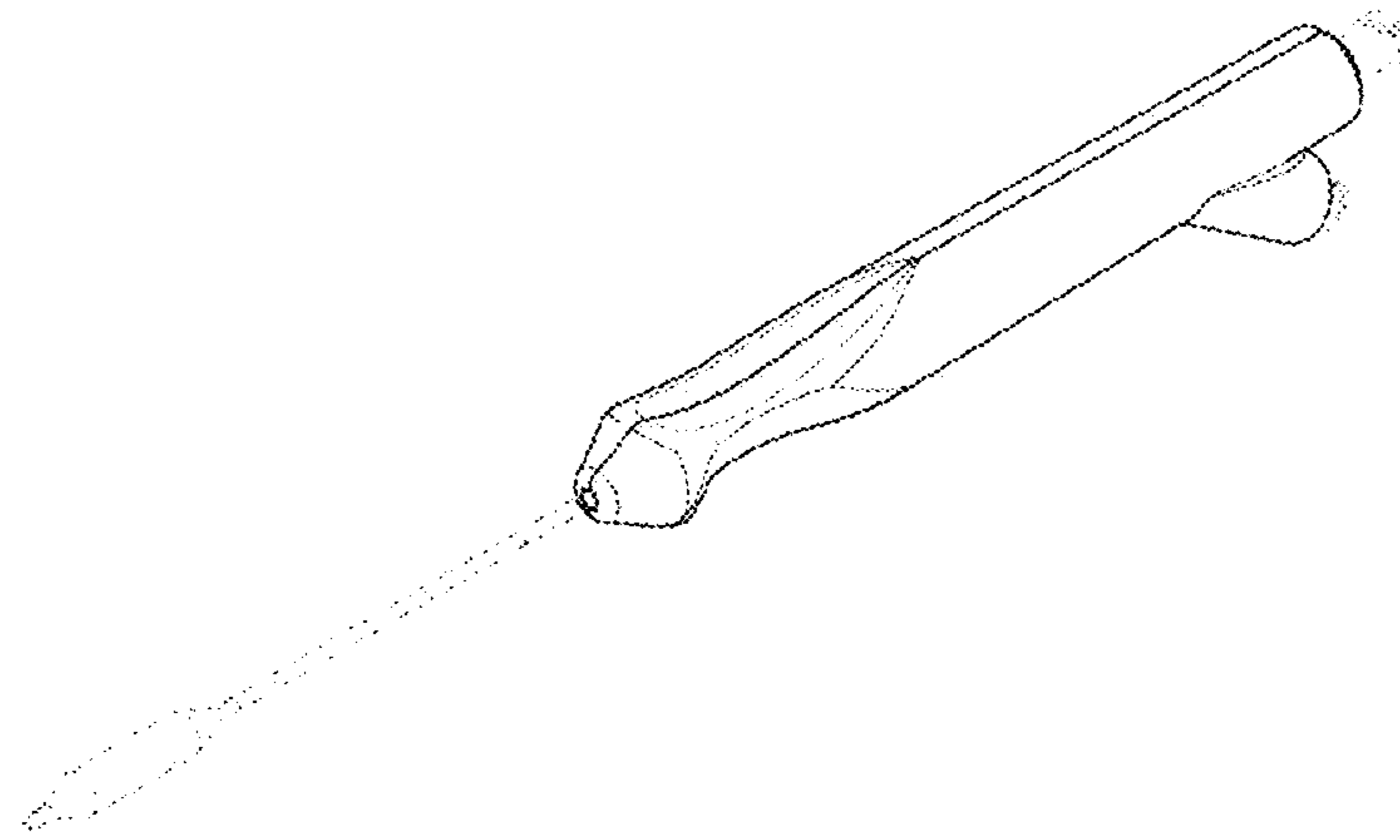


2.5






2.7






3.1




3.2




3.3




3.4



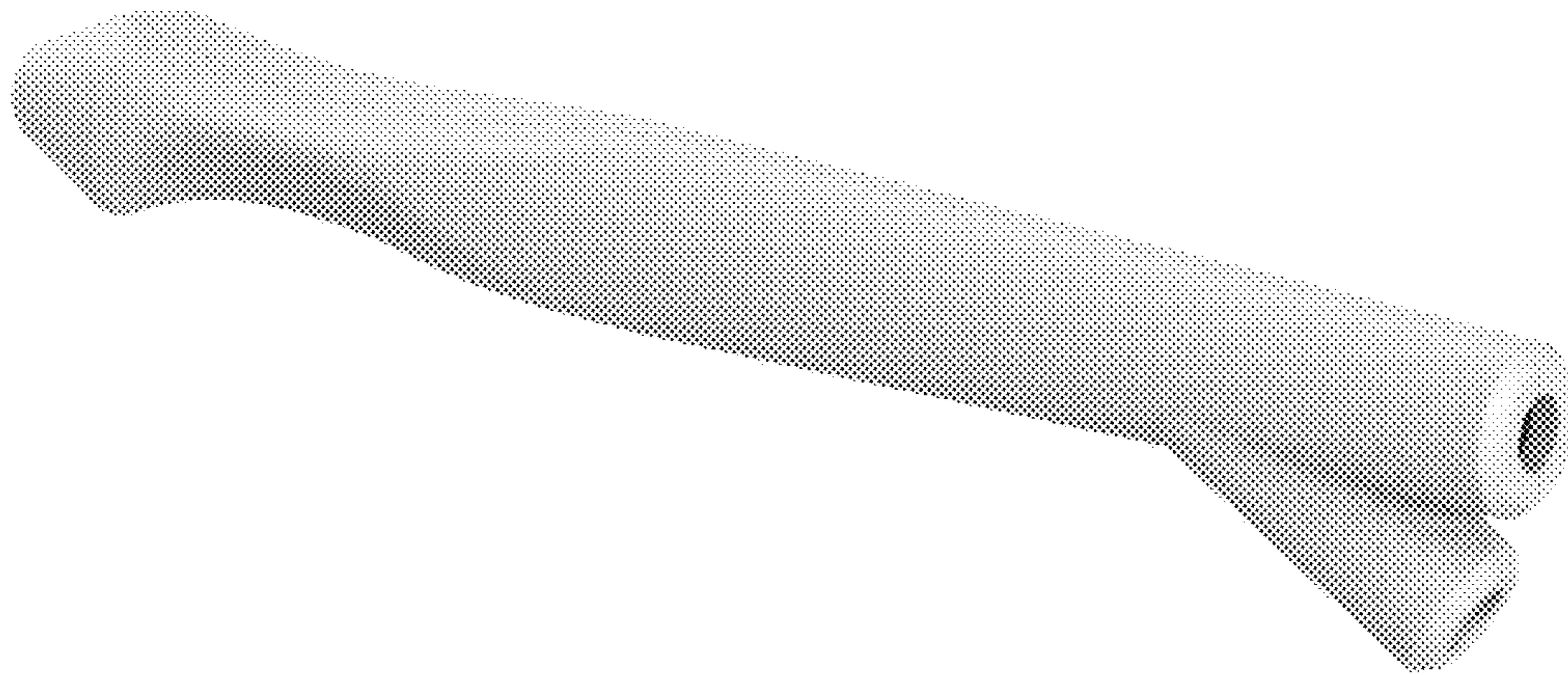
3.5




3.6



3.7




4.1







4.2




4.3




4.4



4.5



4.6



4.7

