



US00D947374S

(12) **United States Design Patent**
Lindsay

(10) **Patent No.:** **US D947,374 S**
(45) **Date of Patent:** **** Mar. 29, 2022**

(54) **CLIP FOR URINARY DRAINAGE TUBING CONNECTOR**

D906,516 S * 12/2020 Uridil D24/128
D908,878 S * 1/2021 Puhasmagi D24/143
11,020,567 B2 * 6/2021 Rule B32B 27/36
11,179,543 B2 * 11/2021 Hall A61M 1/3653

(71) Applicant: **Erin Jessica Lindsay**, Ann Arbor, MI (US)

FOREIGN PATENT DOCUMENTS

(72) Inventor: **Erin Jessica Lindsay**, Ann Arbor, MI (US)

JP D1421572 * 8/2011
KR 301047367.0000 * 2/2020

(**) Term: **15 Years**

OTHER PUBLICATIONS

(21) Appl. No.: **29/809,930**

Customized stamping metal clips, Dongguan Yubiao Hardware Co., [Post date unknown], [Site seen Jan. 26, 2022], Seen at URL: <https://m.made-in-china.com/product/Customzied-Stamping-Parts-Metal-Clips-Stainless-Steel-Nickel-Plating-Spring-Clips-U-Shape-Tube-Clamp-Clip-791817582.html> (Year: 2022).*

(22) Filed: **Sep. 30, 2021**

(51) **LOC (13) Cl.** **24-02**

(52) **U.S. Cl.**
USPC **D24/128**

(58) **Field of Classification Search**
USPC D24/127-129, 112-113, 133, 186, 110.6, D24/143; D8/356, 394-396, 380, 382, D8/373
CPC A61M 39/04; A61M 25/01; A61M 25/02; A61M 25/0097

See application file for complete search history.

(Continued)

Primary Examiner — Natasha Vujcic
Assistant Examiner — Gilbert B Ford
(74) *Attorney, Agent, or Firm* — MacMillan, Sobanski & Todd, LLC

(56) **References Cited**

(57) **CLAIM**

U.S. PATENT DOCUMENTS

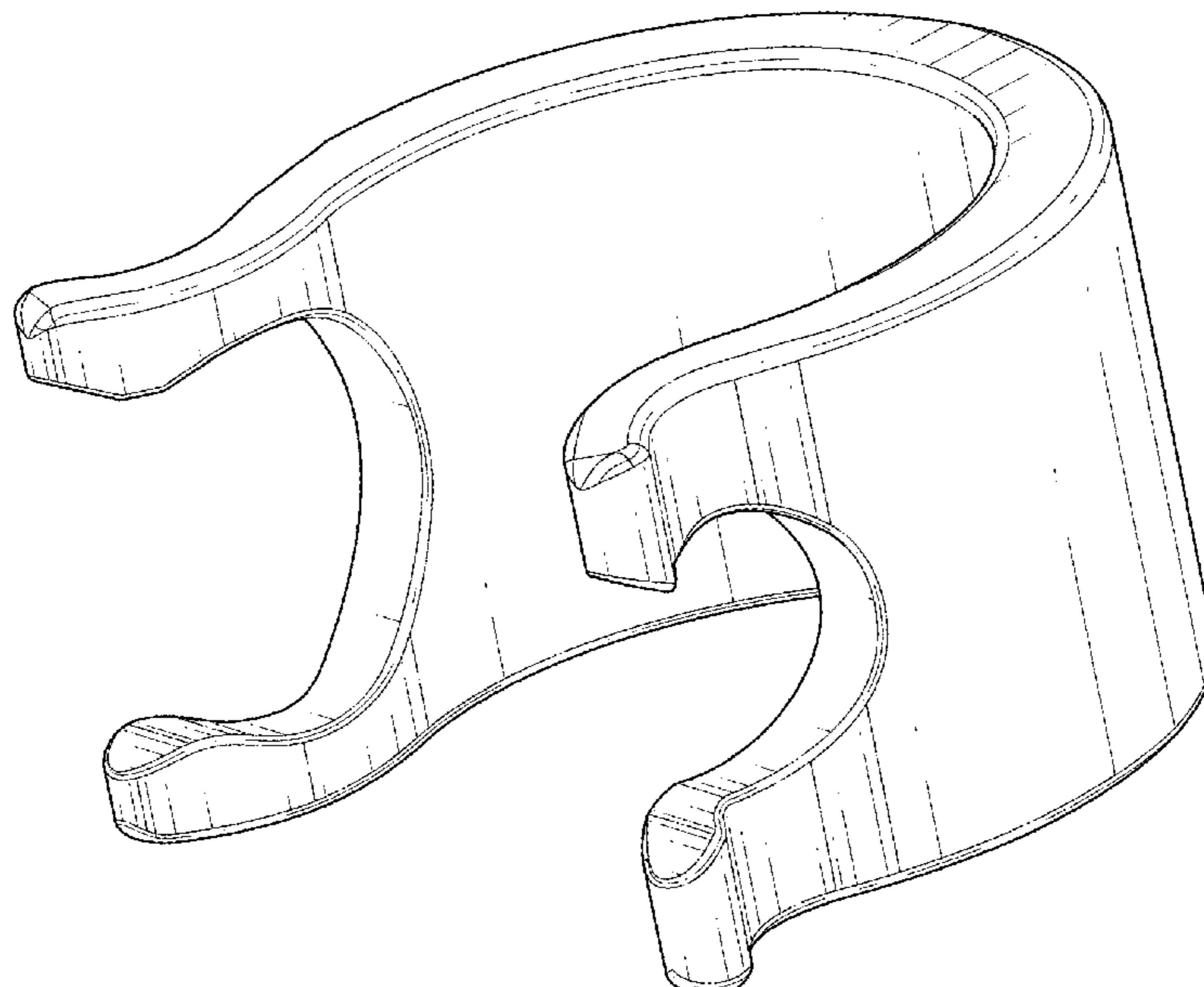
I claim, the ornamental design for a clip for urinary drainage tubing connector, as shown and described.

- D252,246 S * 7/1979 Christian D8/349
- D373,524 S * 9/1996 Mainville D8/395
- D422,204 S * 4/2000 Holloway D8/356
- D573,255 S * 7/2008 Stephens D24/128
- D724,345 S * 3/2015 Lim D6/553
- 9,067,013 B2 * 6/2015 Wright A61M 25/02
- D734,451 S * 7/2015 Guney D24/127
- D754,530 S * 4/2016 Schroeder D8/396
- 9,717,885 B1 * 8/2017 Narciso Martinez . A61M 25/02
- D817,486 S * 5/2018 Corato A61M 5/1418
D24/128
- D819,434 S * 6/2018 Sonneman D8/394
- D823,672 S * 7/2018 Mogensen D8/356
- D876,933 S * 3/2020 Elliott D8/356

DESCRIPTION

FIG. 1 is a perspective view of a clip for urinary drainage tubing connector embodying my design.
FIG. 2 is a top plan view thereof.
FIG. 3 is a bottom plan view thereof.
FIG. 4 is a side elevational view thereof.
FIG. 5 is a side elevational view thereof.
FIG. 6 is a rear elevational view thereof; and,
FIG. 7 is a front elevational view thereof.

1 Claim, 7 Drawing Sheets



(56)

References Cited

OTHER PUBLICATIONS

Adjustable White Tube Clamp, Urocare, Express Medical Supply, [Postdate unknown], [Site seen Jan. 26, 2022], Seen at URL: https://www.exmed.net/urocare-adjustable-white-tube-clamp?p=21608&gclid=EAlaQobChMI55_4vcHQ9QIVS7L1Ch2xrQlpEAKYBSABEgKZY_D_BwE (Year: 2022).*

Lined 12.7mm Band, EPDM, Hoseclampkings, [Postdate unknown], [Site seen Jan. 26, 2022], Seen at URL: <https://www.hoseclampkings.com/cat-140-1-27/epdm-lined-12-7mm-band.htm> (Year: 2022).*

* cited by examiner

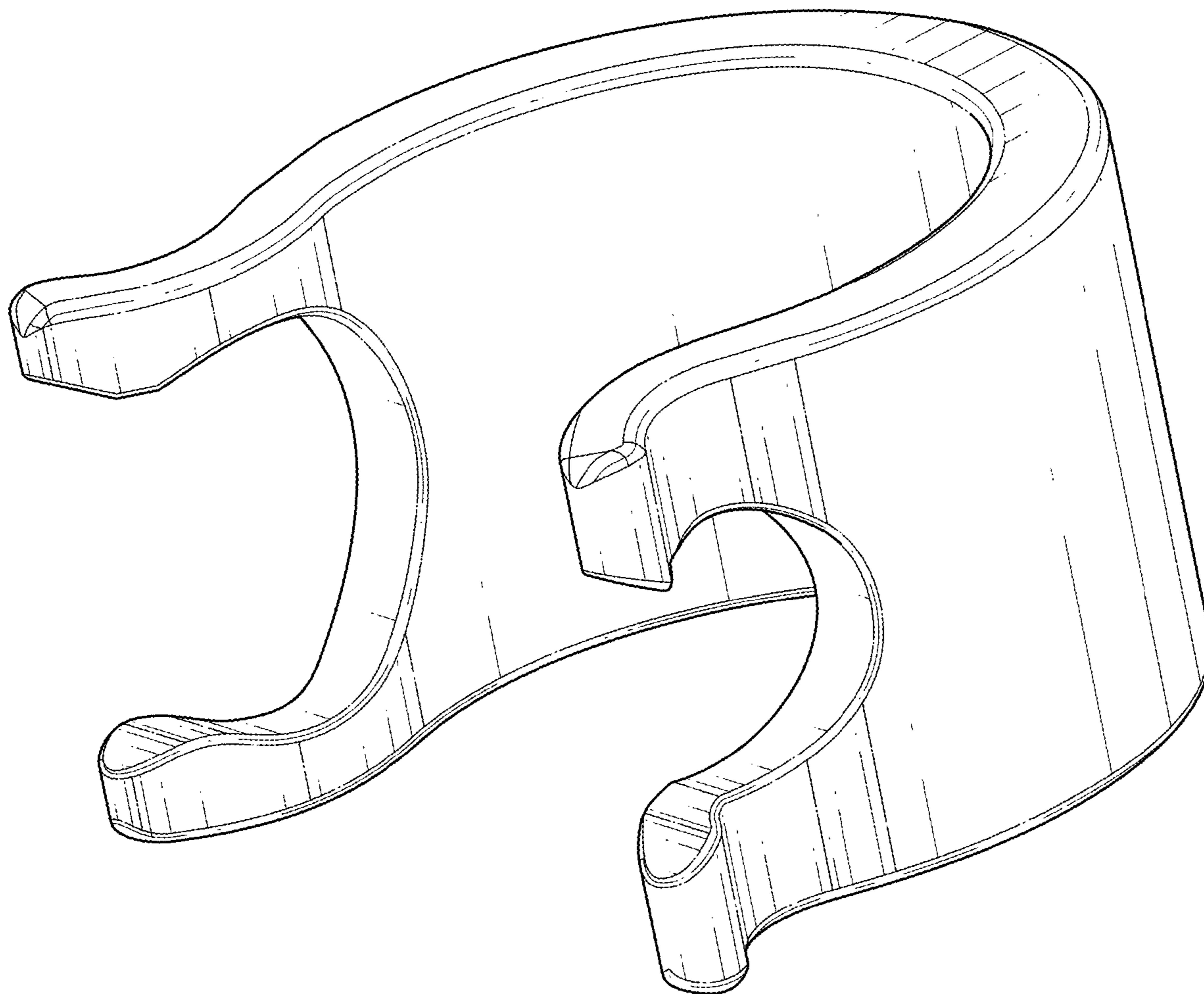


FIG. 1

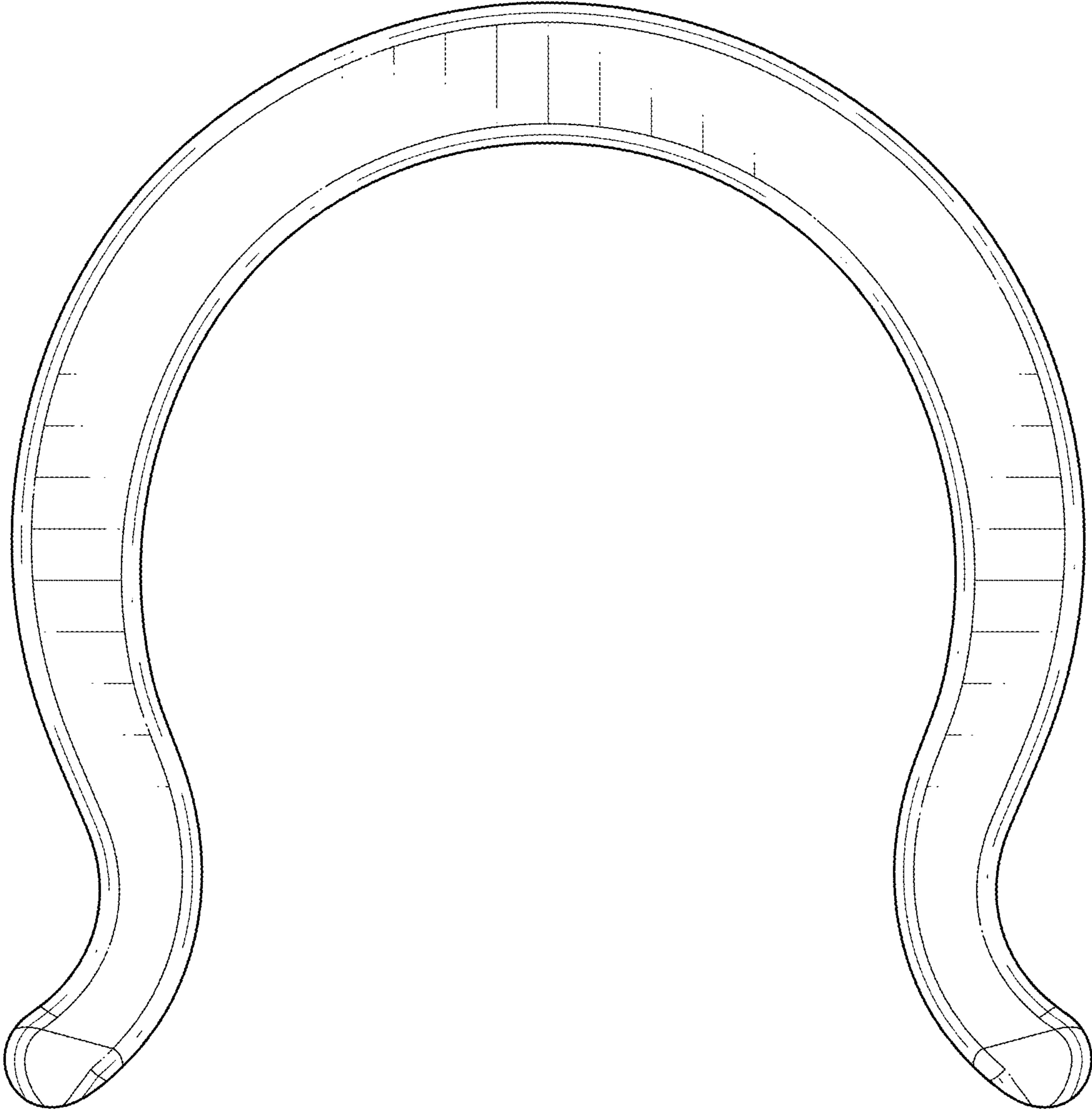


FIG. 2

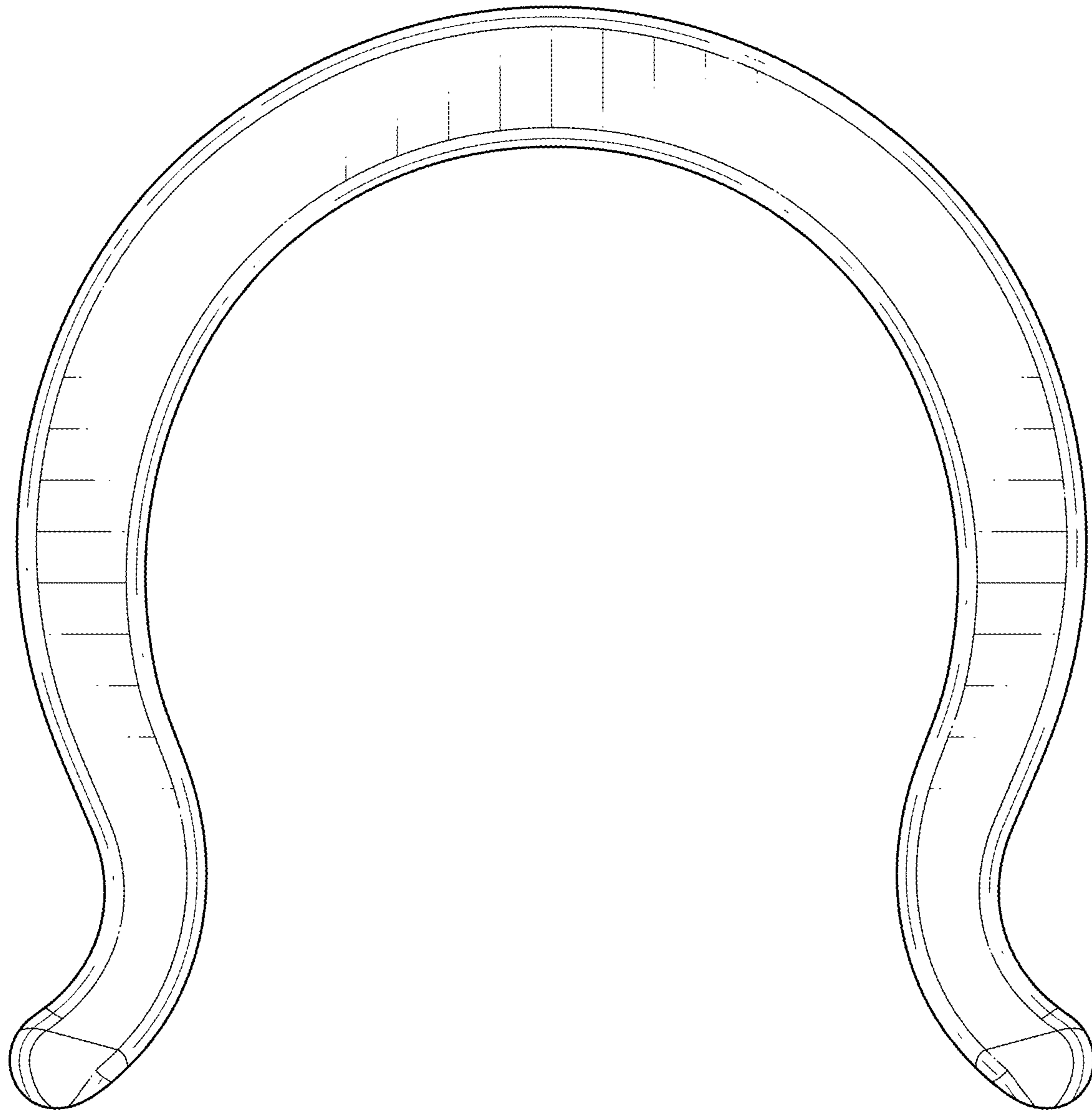


FIG. 3

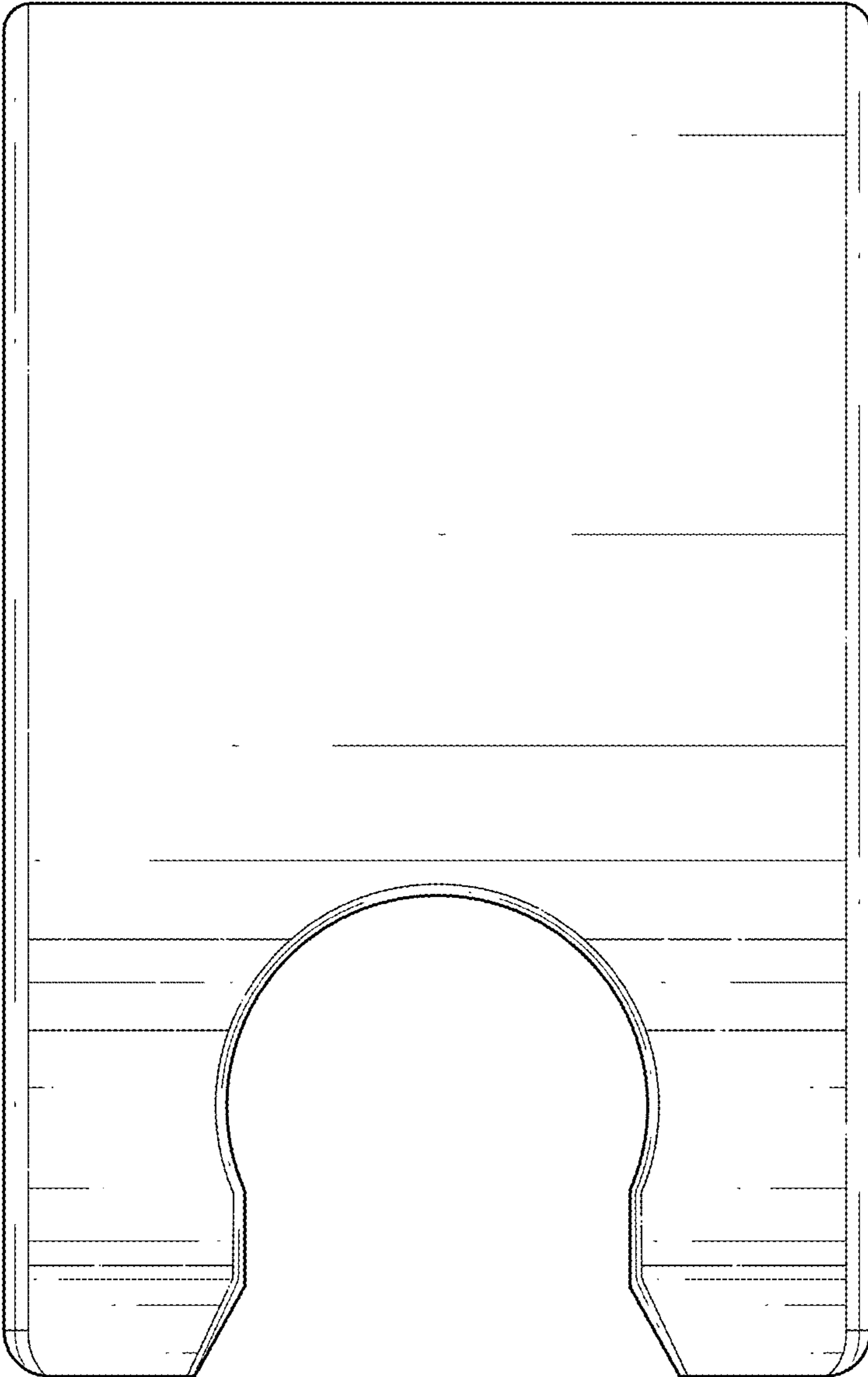


FIG. 4

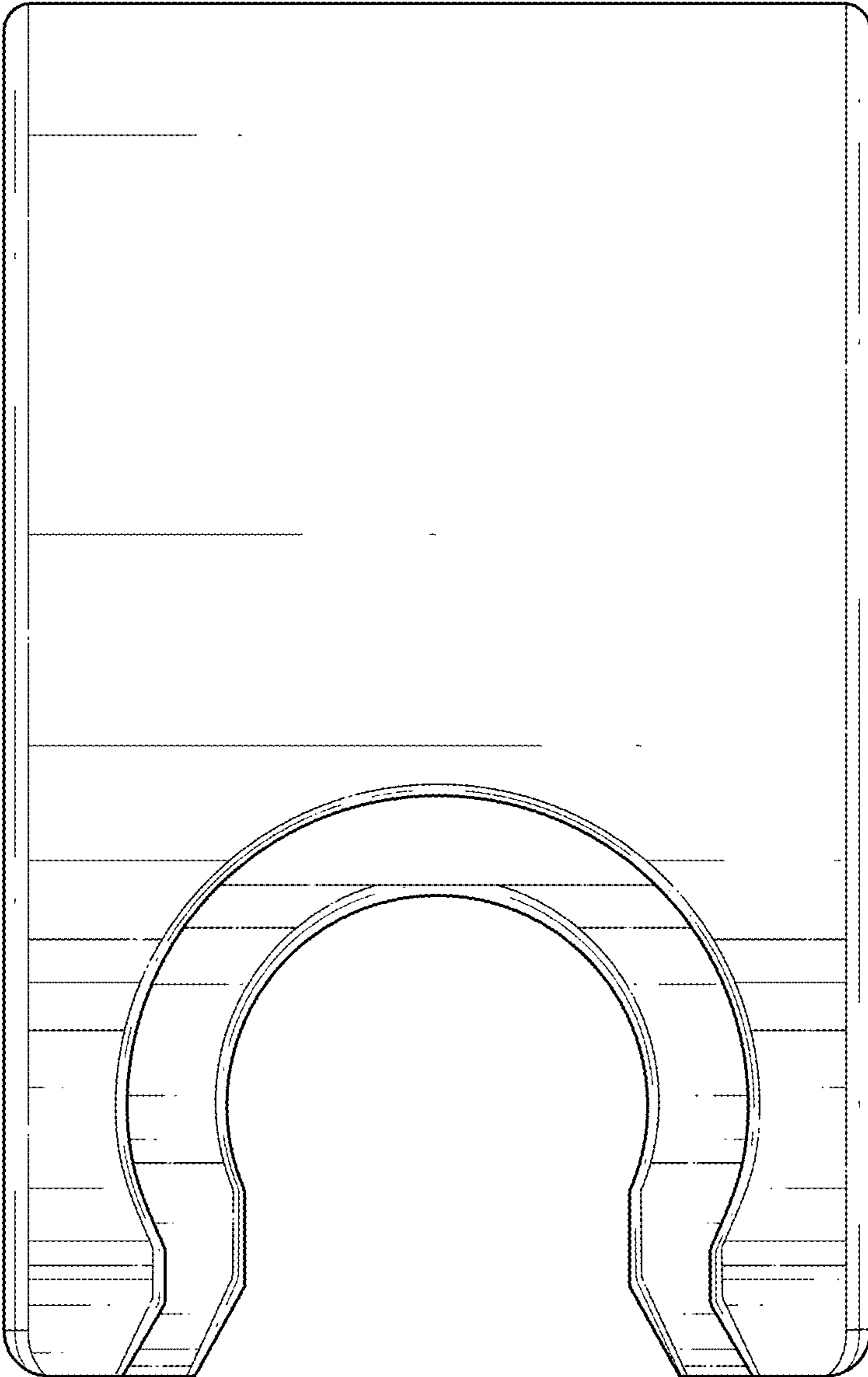


FIG. 5




FIG. 6

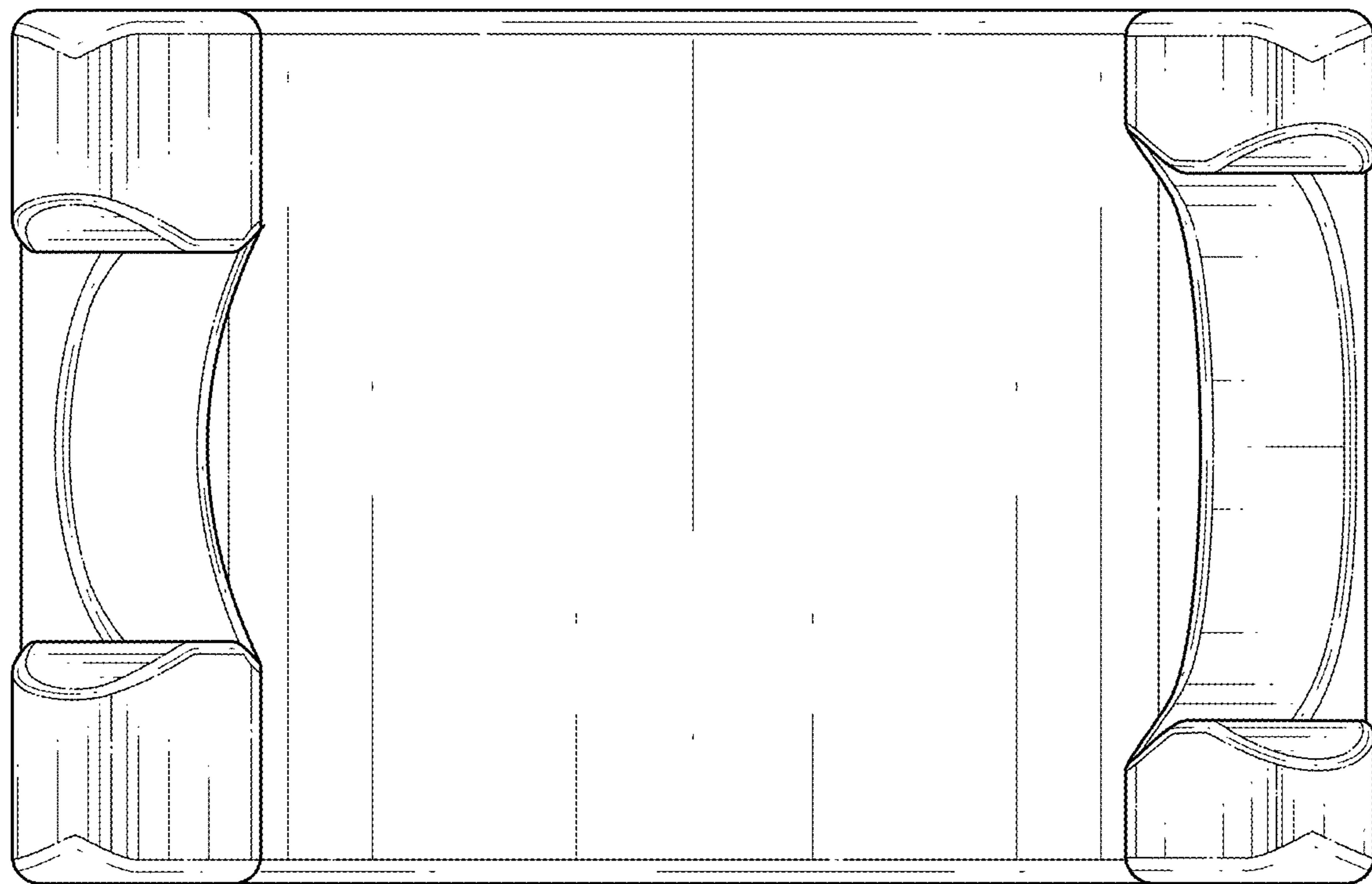


FIG. 7