



US00D947353S

(12) **United States Design Patent**
Hyon et al.

(10) **Patent No.:** **US D947,353 S**
(45) **Date of Patent:** **** Mar. 29, 2022**

(54) **KITCHEN HOOD**

(71) Applicant: **LG ELECTRONICS INC.**, Seoul (KR)

(72) Inventors: **Chinsoo Hyon**, Seoul (KR); **Hyunbyung Cha**, Seoul (KR); **Younju Oh**, Seoul (KR); **Hyunju Kim**, Seoul (KR); **Heejeong Heo**, Seoul (KR)

(73) Assignee: **LG ELECTRONICS INC.**, Seoul (KR)

(**) Term: **15 Years**

(21) Appl. No.: **29/732,663**

(22) Filed: **Apr. 27, 2020**

(30) **Foreign Application Priority Data**

Nov. 21, 2019 (KR) 30-2019-0055853

(51) **LOC (13) Cl.** **23-04**

(52) **U.S. Cl.**
USPC **D23/372**

(58) **Field of Classification Search**
USPC D23/351, 353, 355, 364, 370-372, 385, D23/393, 395
CPC .. F24C 15/20; F24C 15/2007; F24C 15/2071; F24C 15/2078; F24C 15/2092
See application file for complete search history.

(56) **References Cited**

U.S. PATENT DOCUMENTS

D490,887 S *	6/2004	Segers	D23/372
D516,694 S *	3/2006	Vetter	D23/372
D516,695 S *	3/2006	Vetter	D23/372
D527,088 S *	8/2006	Hendrickx	D23/372
D576,264 S *	9/2008	Grobleben	D23/372
D657,032 S *	4/2012	Chouji	D23/351

D895,093 S *	9/2020	Nakamura	D23/364
2015/0114384 A1 *	4/2015	Bruin-Slot	F24C 15/2071 126/299 D
2021/0123605 A1 *	4/2021	Heo	F24C 15/2042
2021/0243854 A1 *	8/2021	Langford	H05B 6/6423

* cited by examiner

Primary Examiner — Sharon S Oum
(74) *Attorney, Agent, or Firm* — Birch, Stewart, Kolasch & Birch, LLP

(57) **CLAIM**

We claim the ornamental design for a kitchen hood, as shown and described.

DESCRIPTION

FIG. 1 is a perspective view of a kitchen hood showing our new design in a first position of use; FIG. 2 is a front elevation view thereof; FIG. 3 is a rear elevation view thereof; FIG. 4 is a left side elevation view thereof; FIG. 5 is a right side elevation view thereof; FIG. 6 is a top plan view thereof; FIG. 7 is a bottom plan view thereof; FIG. 8 is a perspective view of the kitchen hood of FIG. 1 shown in a second position of use; FIG. 9 is a front elevation view thereof; FIG. 10 is a rear elevation view thereof; FIG. 11 is a left side elevation view thereof; FIG. 12 is a right side elevation view thereof; FIG. 13 is a top plan view thereof; FIG. 14 is a bottom plan view thereof; and, FIG. 15 is a perspective view of the kitchen hood of FIG. 1 shown in a third position of use. The broken lines shown in FIGS. 6 and 13 depict portions of the kitchen hood that form no part of the claimed design.

1 Claim, 15 Drawing Sheets

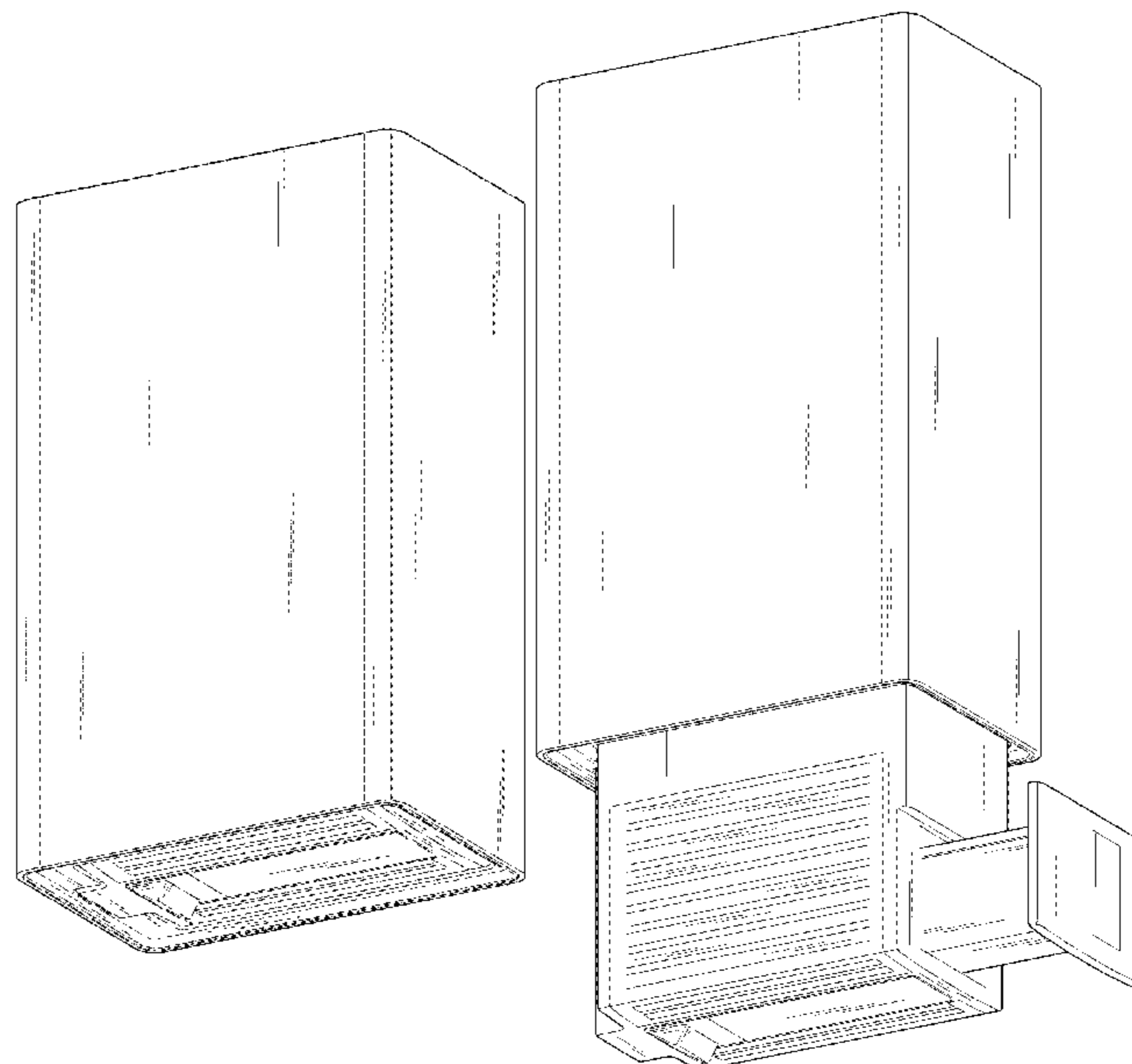


FIG. 1




FIG. 2




FIG. 3




FIG. 4



FIG. 5




FIG. 6

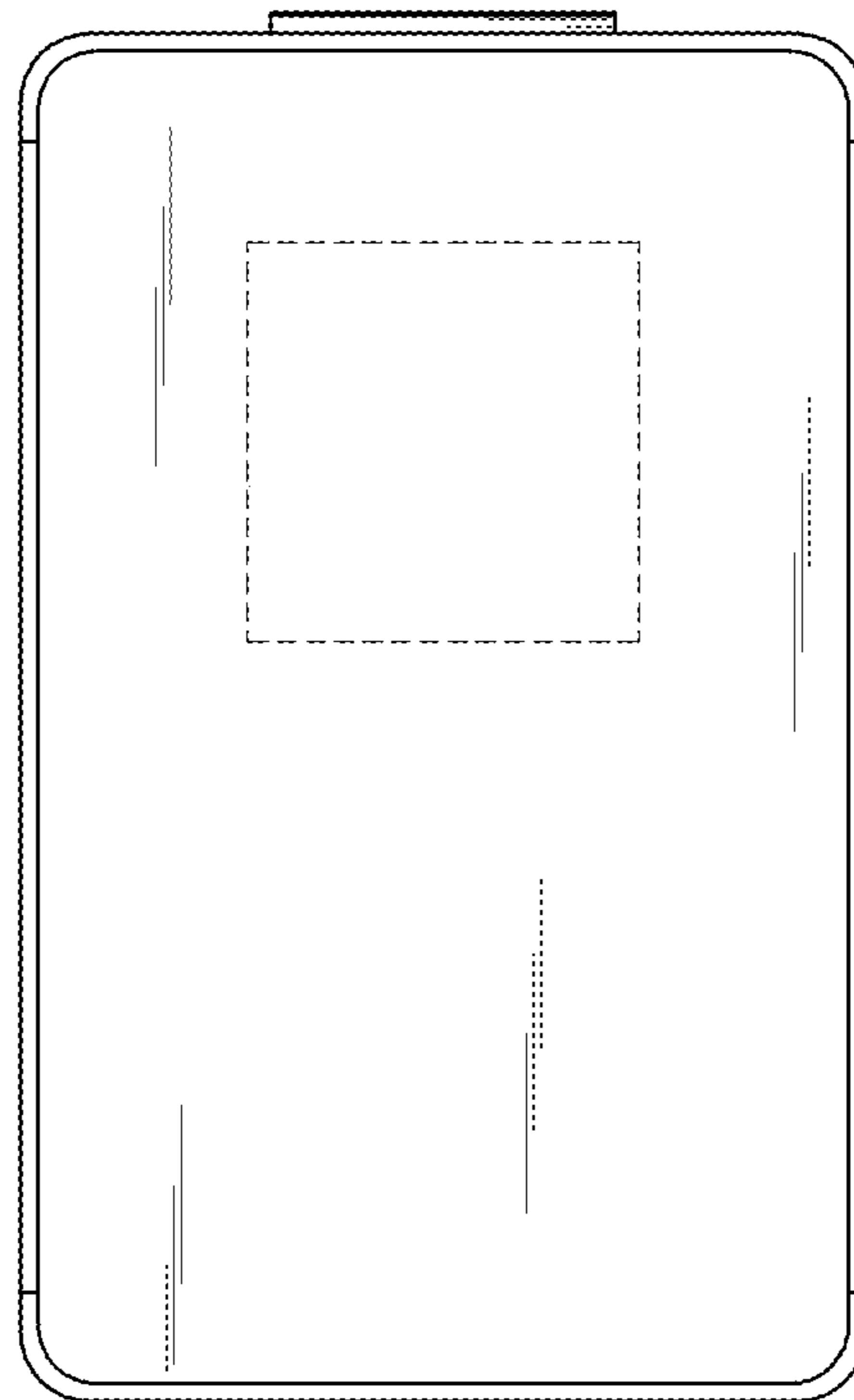


FIG. 7

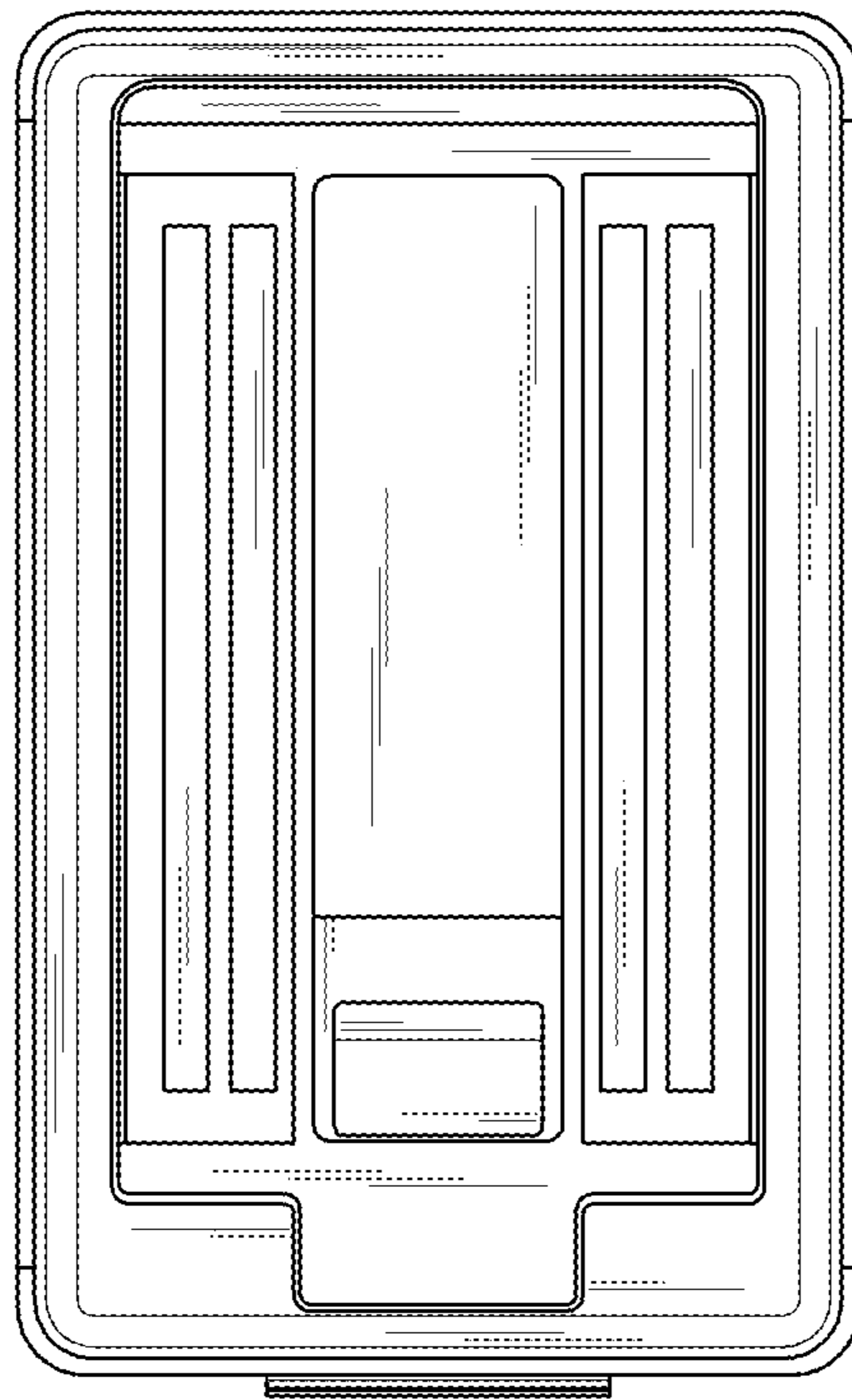


FIG. 8




FIG. 9

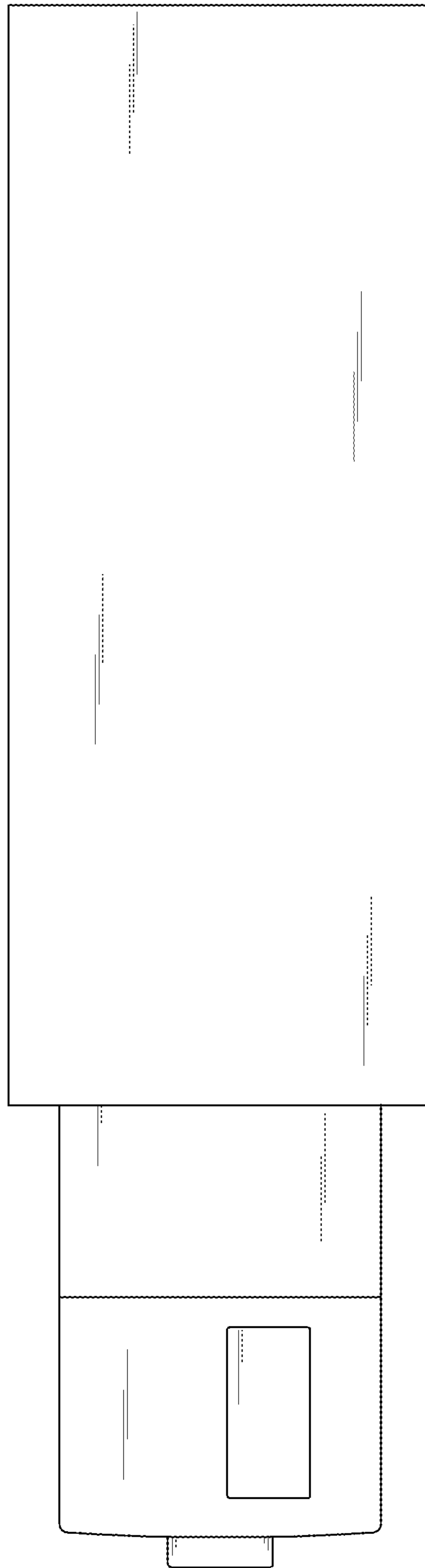


FIG. 10

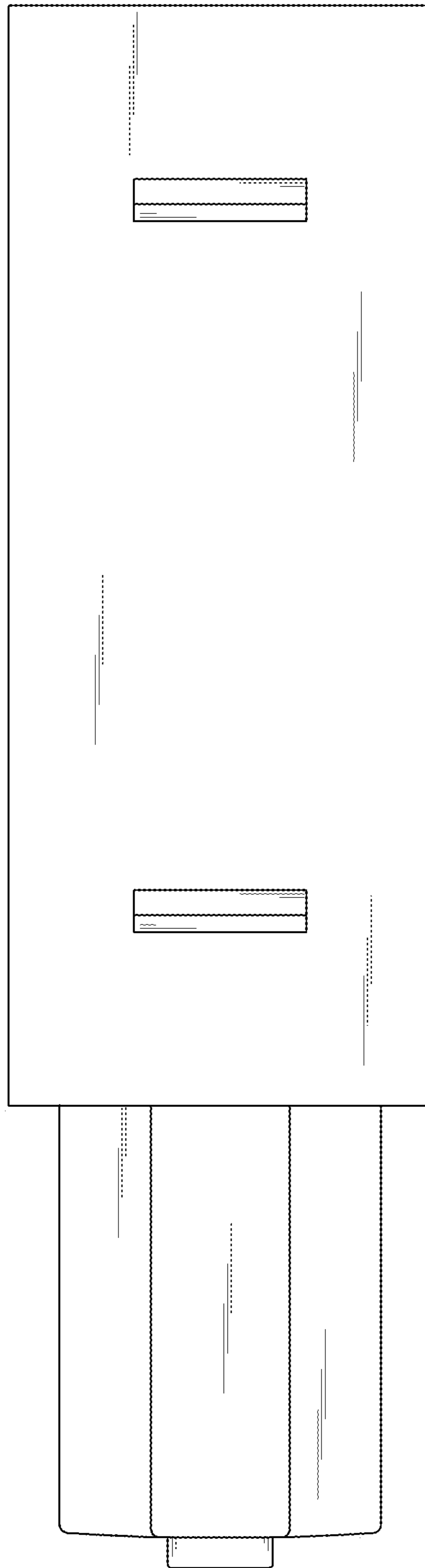


FIG. 11




FIG. 12




FIG. 13

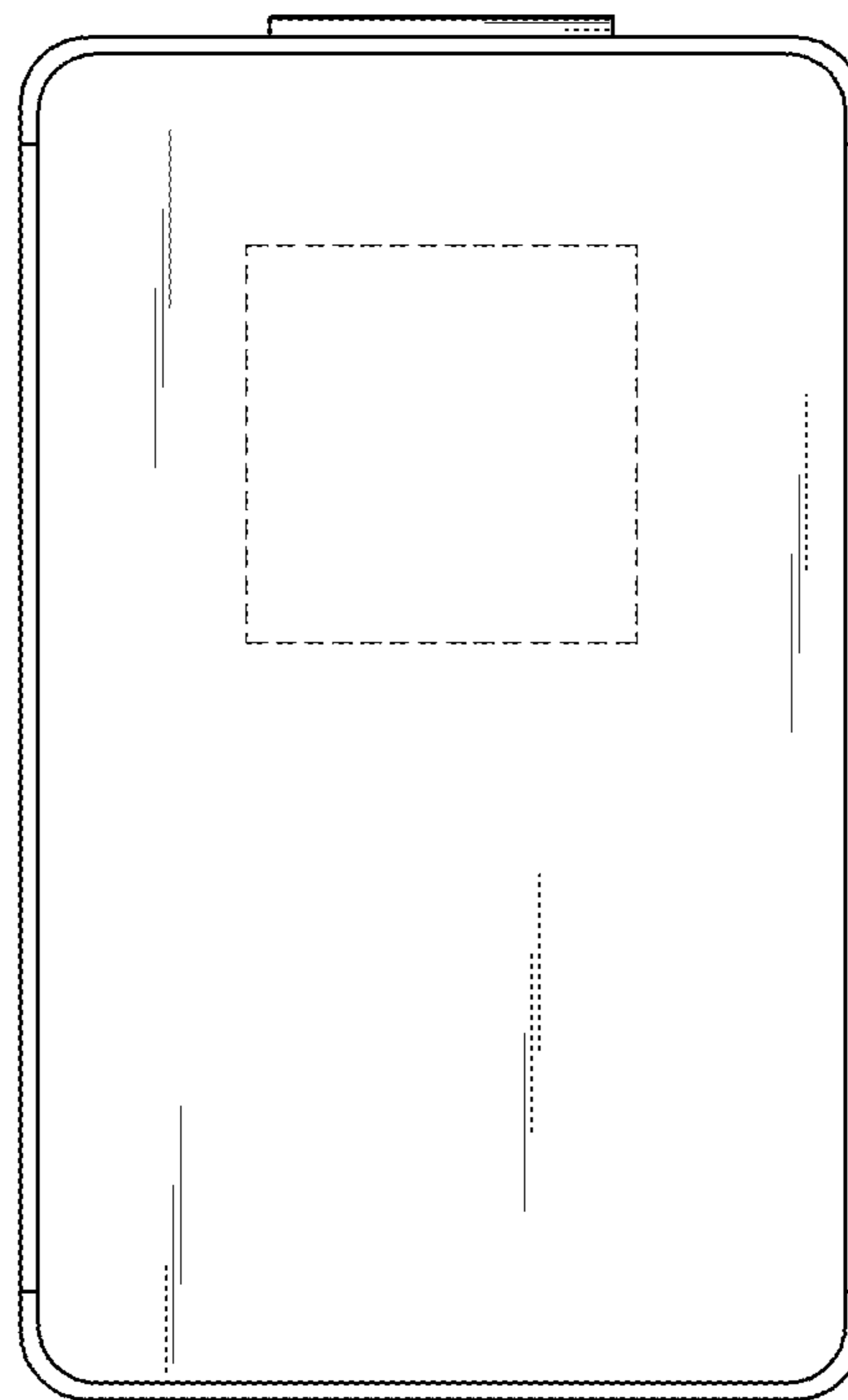


FIG. 14

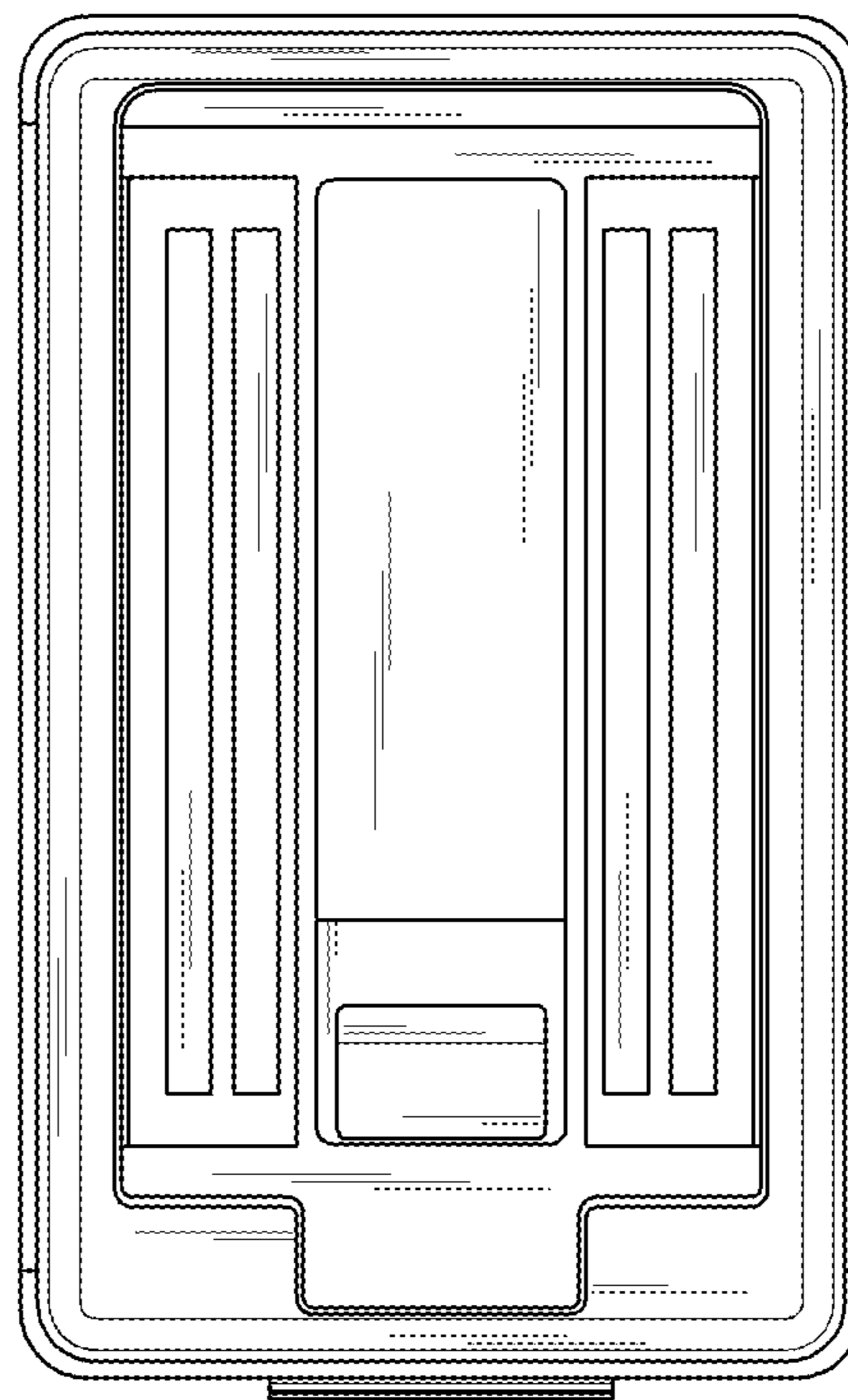


FIG. 15

