



US00D947352S

(12) **United States Design Patent**  
**Hyon et al.**

(10) **Patent No.:** **US D947,352 S**  
(45) **Date of Patent:** **\*\* Mar. 29, 2022**

(54) **KITCHEN HOOD**

(71) Applicant: **LG ELECTRONICS INC.**, Seoul (KR)

(72) Inventors: **Chinsoo Hyon**, Seoul (KR); **Hyunbyung Cha**, Seoul (KR); **Younju Oh**, Seoul (KR); **Hyunju Kim**, Seoul (KR); **Heejeong Heo**, Seoul (KR)

(73) Assignee: **LG ELECTRONICS INC.**, Seoul (KR)

(\*\*) Term: **15 Years**

(21) Appl. No.: **29/732,659**

(22) Filed: **Apr. 27, 2020**

(30) **Foreign Application Priority Data**

Nov. 21, 2019 (KR) ..... 30-2019-0055852

(51) **LOC (13) Cl.** ..... **23-04**

(52) **U.S. Cl.**  
USPC ..... **D23/372**

(58) **Field of Classification Search**  
USPC ..... D23/351, 353, 355, 364, 370-372, 385, D23/393, 395  
CPC .. F24C 15/20; F24C 15/2007; F24C 15/2071; F24C 15/2078; F24C 15/2092  
See application file for complete search history.

(56) **References Cited**

**U.S. PATENT DOCUMENTS**

D490,887 S \* 6/2004 Segers ..... D23/372  
D527,088 S \* 8/2006 Hendrickx ..... D23/372  
D550,343 S \* 9/2007 Chen ..... D23/364  
D576,264 S \* 9/2008 Grobleben ..... D23/372

D657,032 S \* 4/2012 Chouji ..... D23/351  
D657,033 S \* 4/2012 Chouji ..... D23/351  
D895,093 S \* 9/2020 Nakamura ..... D23/364  
2015/0114384 A1 \* 4/2015 Bruin-Slot ..... F24C 15/2071  
126/299 D  
2021/0123605 A1 \* 4/2021 Heo ..... F24C 15/2042  
2021/0243854 A1 \* 8/2021 Langford ..... H05B 6/6423

\* cited by examiner

*Primary Examiner* — Sharon S Oum

(74) *Attorney, Agent, or Firm* — Birch, Stewart, Kolasch & Birch, LLP

(57) **CLAIM**


We claim the ornamental design for a kitchen hood, as shown and described.

**DESCRIPTION**


FIG. 1 is a perspective view of a kitchen hood showing our new design in a first position of use; FIG. 2 is a front elevation view thereof; FIG. 3 is a rear elevation view thereof; FIG. 4 is a left side elevation view thereof; FIG. 5 is a right side elevation view thereof; FIG. 6 is a top plan view thereof; FIG. 7 is a bottom plan view thereof; FIG. 8 is a perspective view of the kitchen hood of FIG. 1 shown in a second position of use; FIG. 9 is a front elevation view thereof; FIG. 10 is a rear elevation view thereof; FIG. 11 is a left side elevation view thereof; FIG. 12 is a right side elevation view thereof; FIG. 13 is a top plan view thereof; and, FIG. 14 is a bottom plan view thereof.

The broken lines shown in FIGS. 6 and 13 depict portions of the kitchen hood that form no part of the claimed design.


**1 Claim, 14 Drawing Sheets**




*FIG. 1*



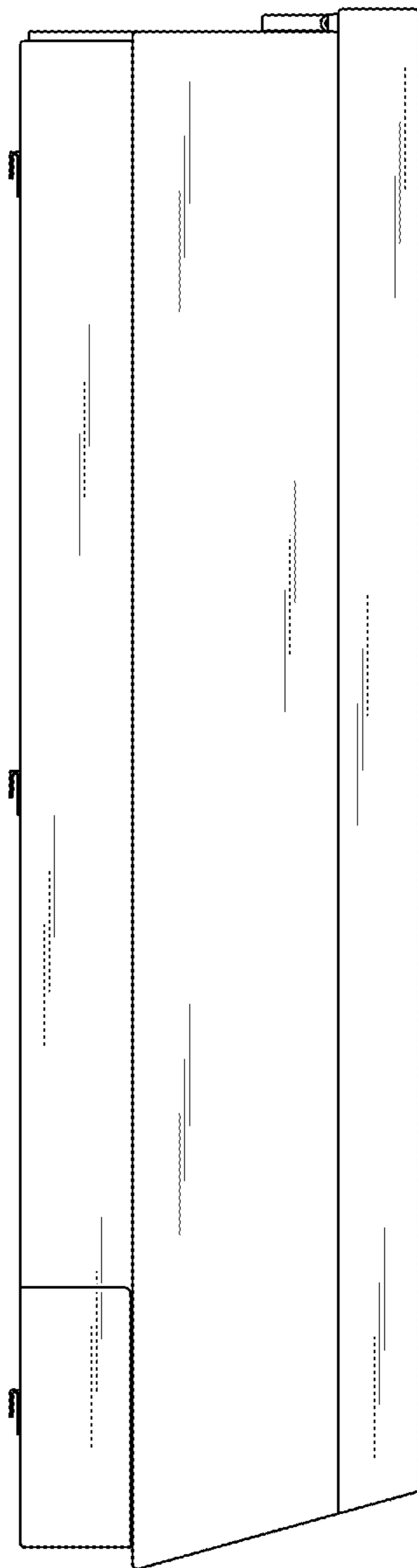
*FIG. 2*



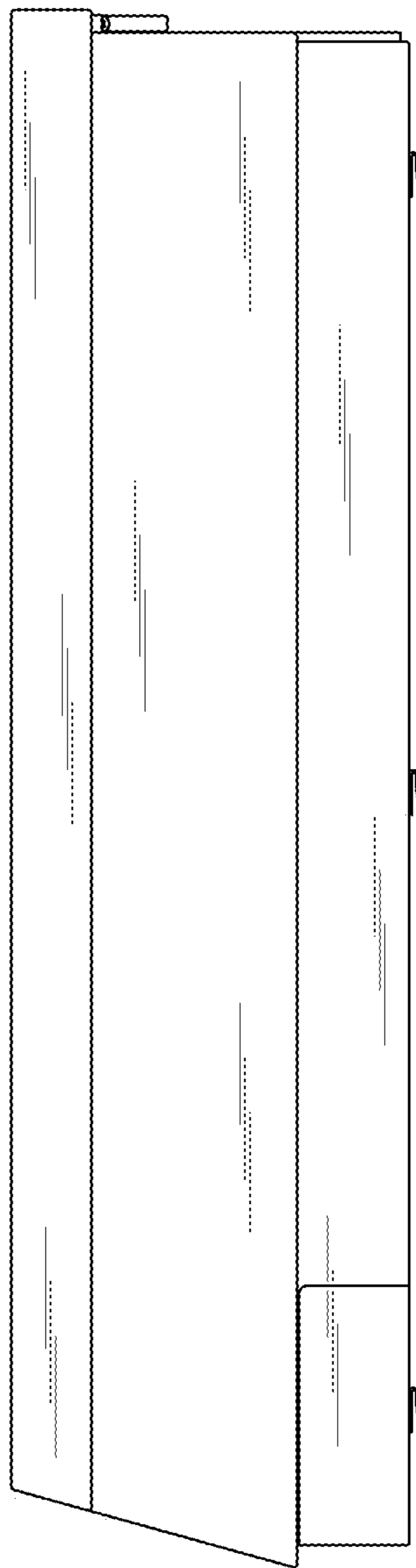
*FIG. 3*



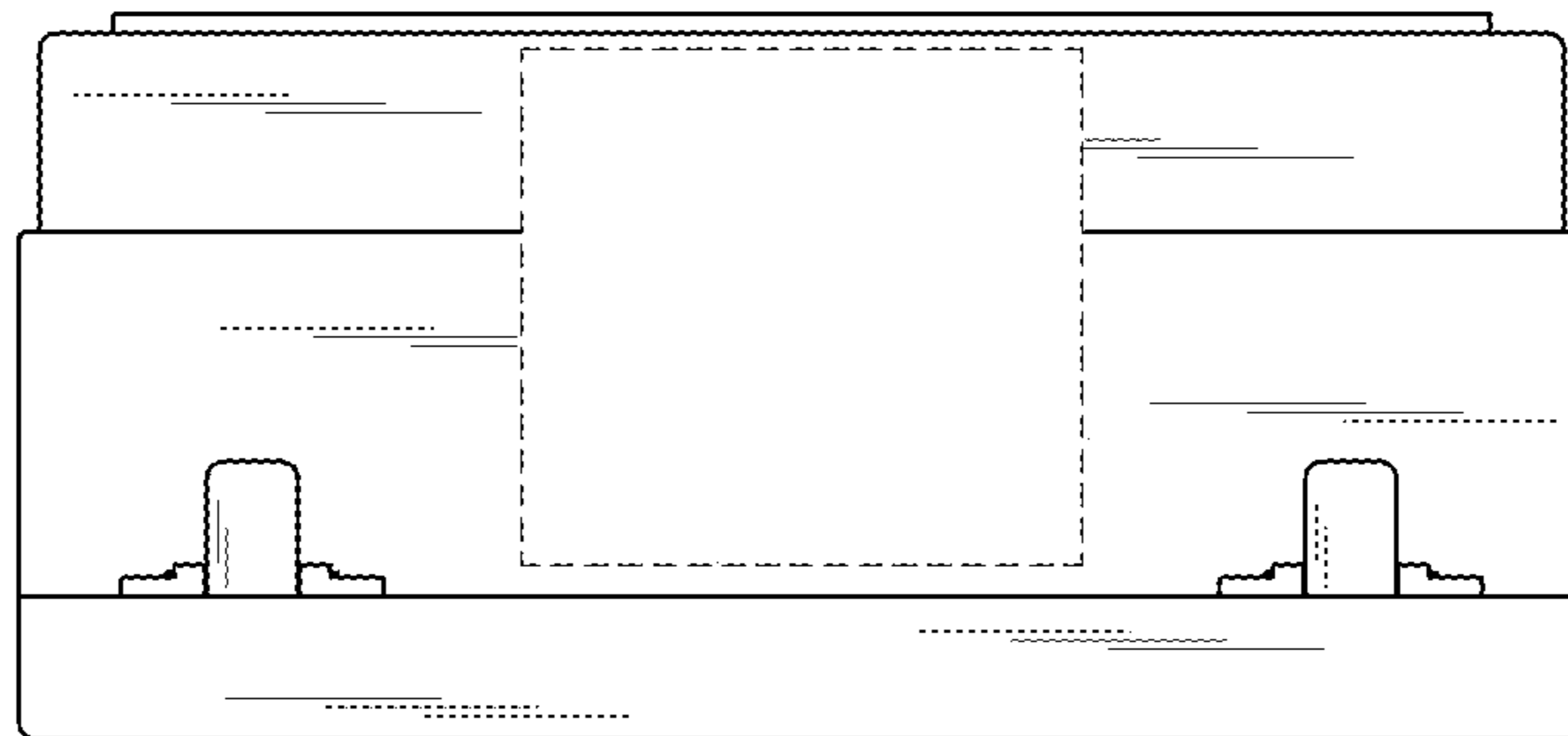
*FIG. 4*



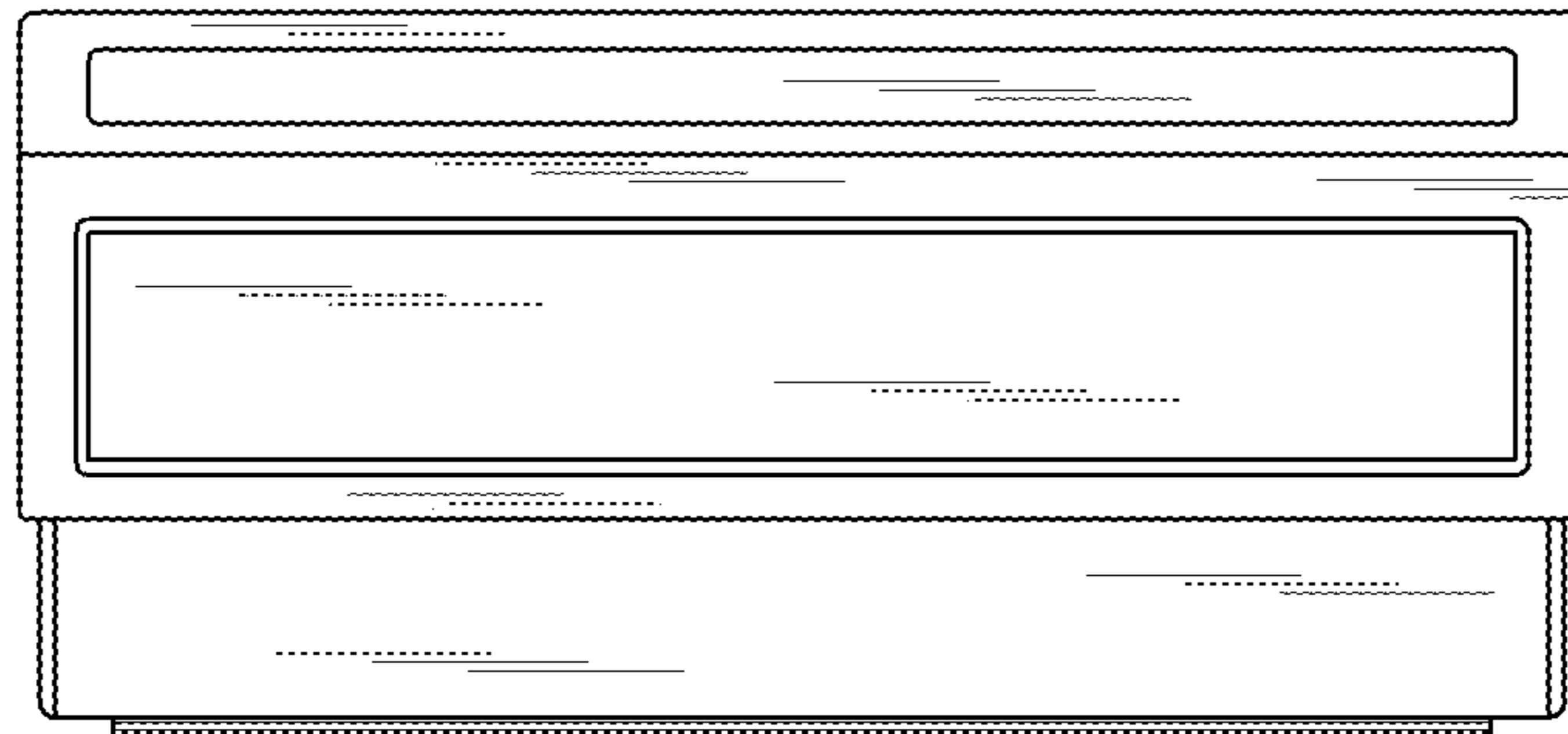
*FIG. 5*



*FIG. 6*

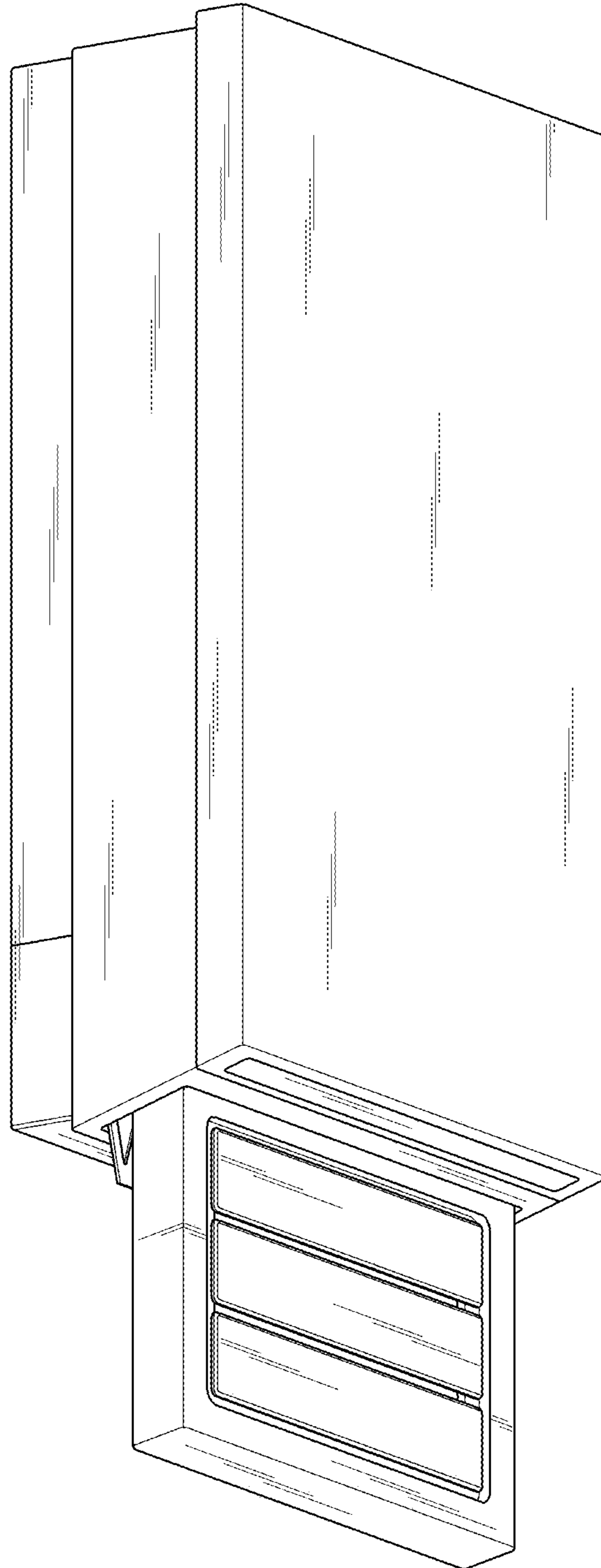


*FIG. 7*







*FIG. 8*



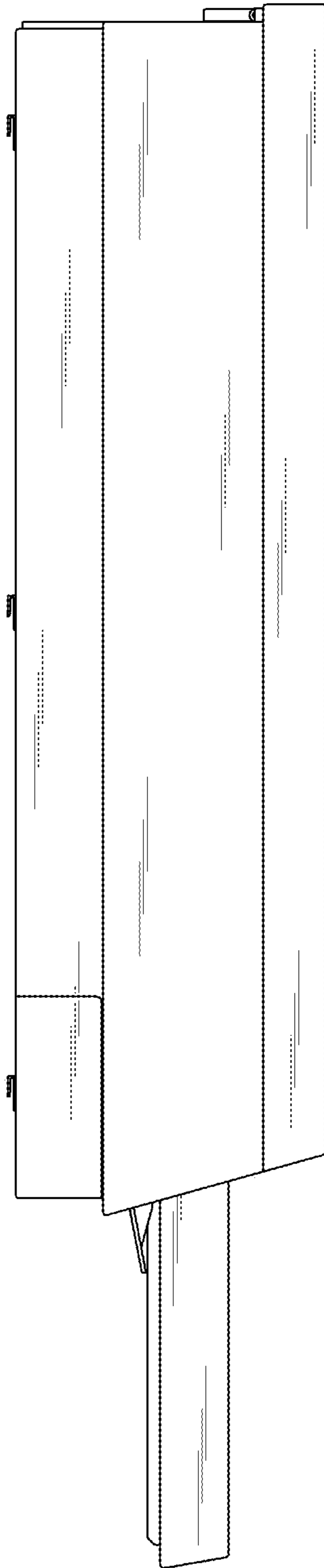
*FIG. 9*



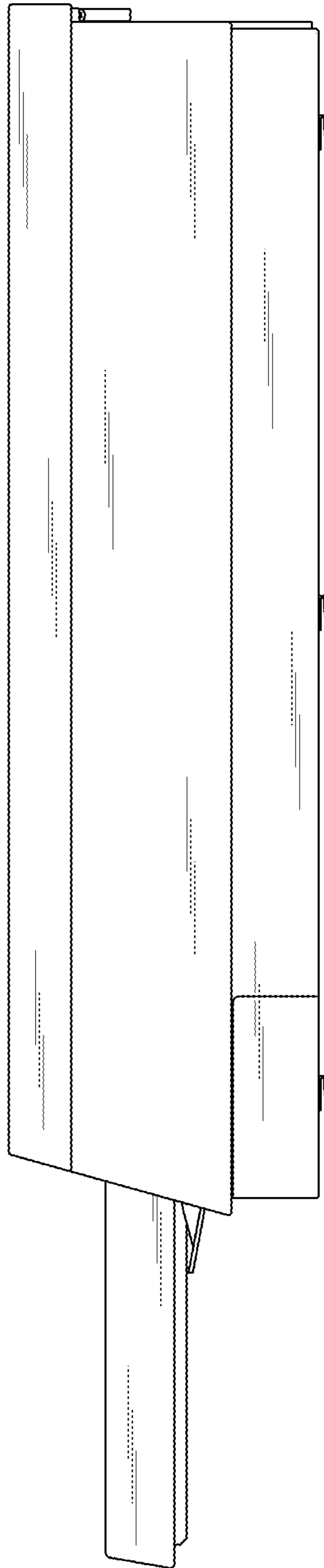
*FIG. 10*



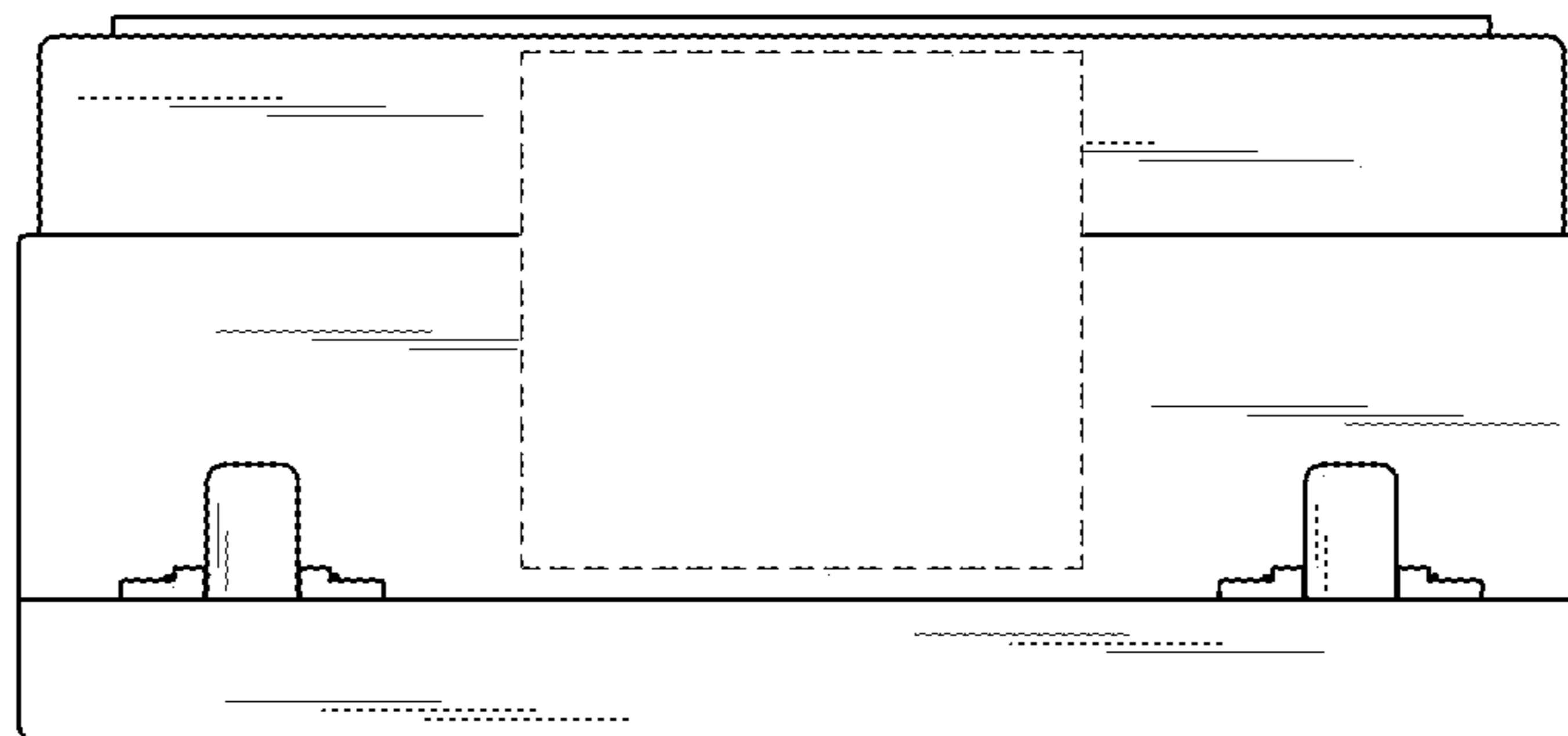
*FIG. 11*



*FIG. 12*



*FIG. 13*



*FIG. 14*

