



US00D947349S

(12) **United States Design Patent**  
**Burch**

(10) **Patent No.:** **US D947,349 S**

(45) **Date of Patent:** **\*\* Mar. 29, 2022**

(54) **VENTILATING FAN**

(71) Applicant: **SOLER & PALAU RESEARCH, S.L.**, Parets del Vallès (ES)

(72) Inventor: **Albert Bach-Esteve Burch**, Barcelona (ES)

(\*\*) Term: **15 Years**

(21) Appl. No.: **35/509,793**

(22) Filed: **Jan. 7, 2020**

(80) **Hague Agreement Data**

Int. Filing Date: **Jan. 7, 2020**

Int. Reg. No.: **DM/206237**

Int. Reg. Date: **Jan. 7, 2020**

Int. Reg. Pub. Date: **Jul. 10, 2020**

(30) **Foreign Application Priority Data**

Jul. 9, 2019 (EM) ..... 6617361

(51) **LOC (13) Cl.** ..... **23-04**

(52) **U.S. Cl.**  
USPC ..... **D23/370**

(58) **Field of Classification Search**

USPC ..... D23/370-385, 411-414; D13/179

CPC ..... F04D 25/088; F04D 25/06; F04D 29/38;

F04D 29/522; F04D 29/5853; F04D

29/326; F01P 5/02

See application file for complete search history.

(56) **References Cited**

**U.S. PATENT DOCUMENTS**

D481,452 S \* 10/2003 Luo ..... D23/377

D506,818 S \* 6/2005 Lin ..... D23/370

D567,930 S *	4/2008	Smith	.....	D23/382
D585,972 S *	2/2009	Allen	.....	D23/383
D593,192 S *	5/2009	Spaggiari	.....	D23/370
D597,193 S *	7/2009	Reuter	.....	D23/382
D636,863 S *	4/2011	Isoda	.....	D23/370
D643,477 S *	8/2011	Lo	.....	D21/401
D672,863 S *	12/2012	Romero Carreras	.....	D23/370
D681,184 S *	4/2013	Romero Carreras	.....	D23/370
D703,302 S *	4/2014	Ruck	.....	D23/370
D703,303 S *	4/2014	Ruck	.....	D23/370
D771,229 S *	11/2016	Stalgren	.....	D23/370
D800,293 S *	10/2017	Chan	.....	D23/383
D844,129 S *	3/2019	Lingenfelter	.....	D23/370
D898,895 S *	10/2020	Wei	.....	D23/382

\* cited by examiner

*Primary Examiner* — Natasha Vujcic

(57) **CLAIM**

The ornamental design for a ventilating fan, as shown and described.

**DESCRIPTION**

1. Ventilating fan

1.1 is a front, right perspective view.

1.2 is a front, left perspective view.

1.3 is a top view.

1.4 is a right side view.


1.5 is a front view.

1.6 is a left side view.

1.7 is a rear view.

The broken lines in the drawings illustrate portions of the ventilating fan and form no part of the claimed design.

**1 Claim, 7 Drawing Sheets**




1.1



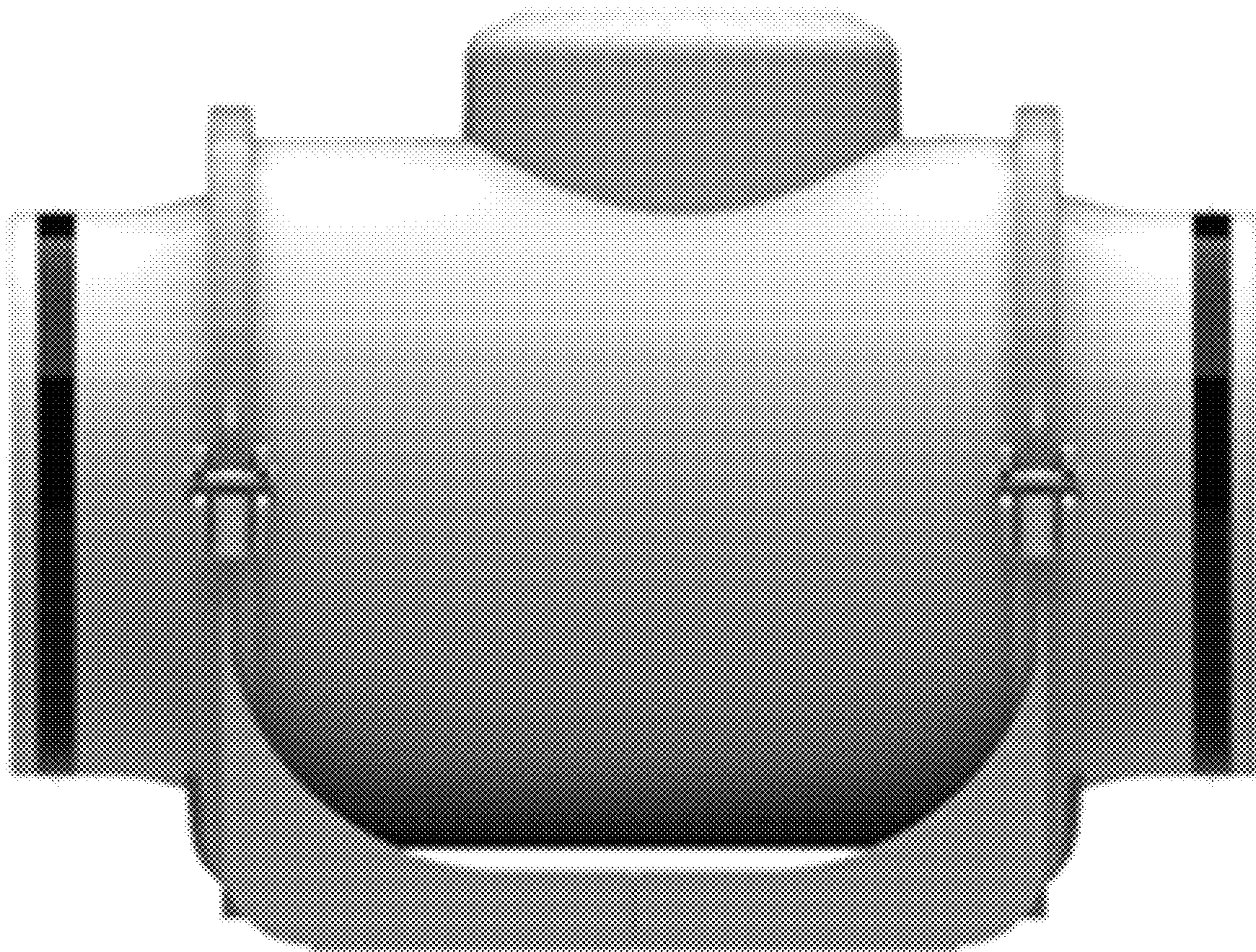
1.2




1.3



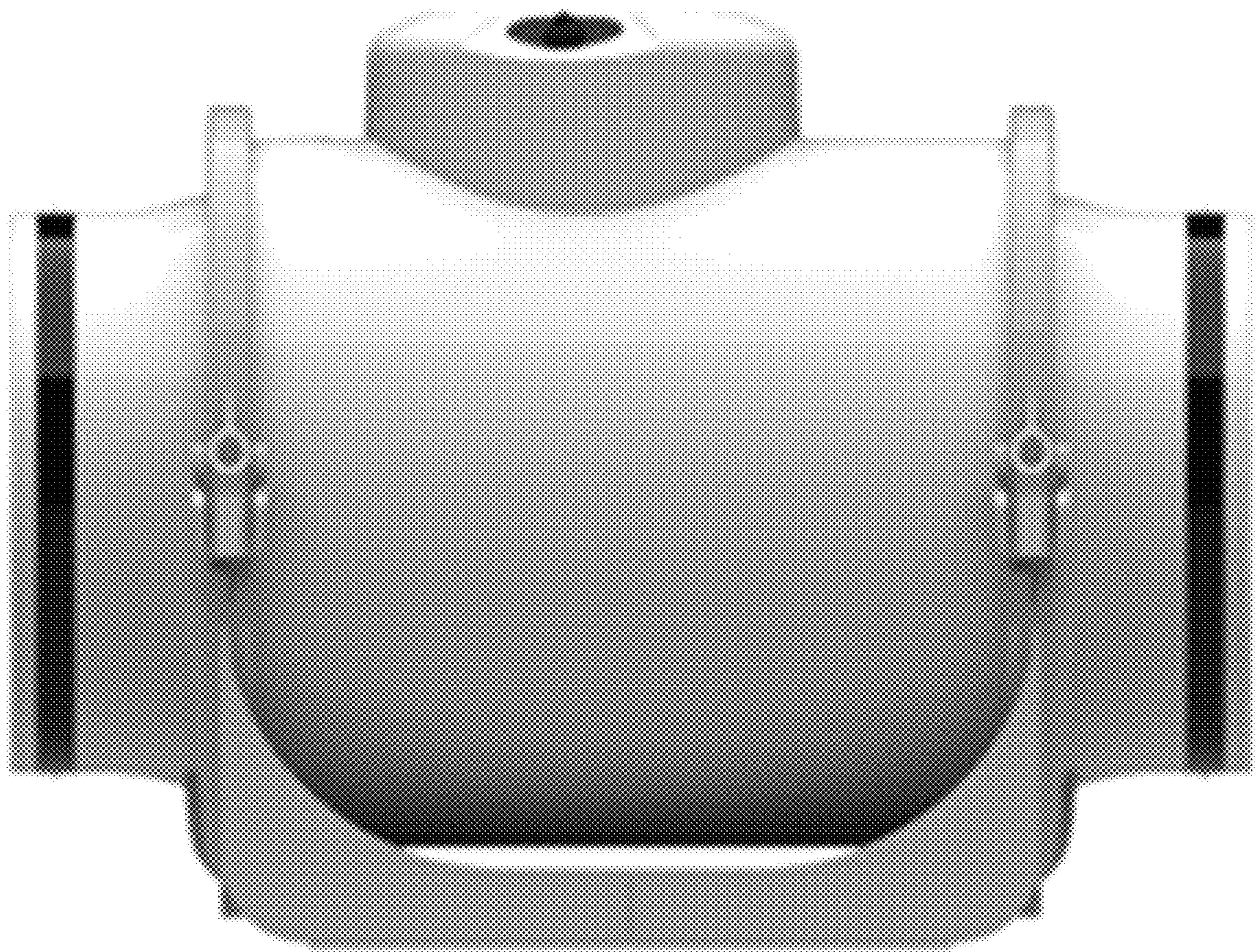
1.4



1.5



1.6



1.7

